



2017-18 **VANDERBILT** COMMODORES  
MEN'S BASKETBALL

#ANCHORDOWN

[VUCOMMODORES.COM](http://VUCOMMODORES.COM)

 @VANDYMBB



**Saben Lee**  
G • 6-2 • 174 • Fr.  
Phoenix, Ariz.



**Payton Willis**  
G • 6-4 • 182 • So.  
Fayetteville, Ark.



**Joe Toye**  
G/F • 6-7 • 206 • Jr.  
Chicago, Ill.




**Larry Austin, Jr.**  
G • 6-2 • 182 • Jr.  
Springfield, Ill.




**Yanni Wetzell**  
F • 6-10 • 235 • So.  
Auckland, N.Z.




**Matthew Fisher-Davis**  
G/F • 6-5 • 186 • Sr.  
Charlotte, N.C.



**Maxwell Evans**  
G • 6-2 • 186 • Fr.  
Houston, Texas




**Jeff Roberson**  
F • 6-6 • 220 • Sr.  
Houston, Texas




**Djery Baptiste**  
C • 6-10 • 235 • So.  
Gonaives, Haiti



**Riley LaChance**  
G • 6-2 • 185 • Sr.  
Brookfield, Wis.



**Isaiah Rice**  
G • 5-11 • 189 • Fr.  
Indianapolis, Ind.



**Clevon Brown**  
F • 6-8 • 233 • So.  
San Antonio, Texas



**Matt Ryan**  
F • 6-8 • 209 • So.  
Cortlandt Manor, N.Y.



**Ejike Obinna**  
C • 6-10 • 234 • Fr.  
Enugu, Nigeria



**Bryce Drew**  
Head Coach



**Roger Powell**  
Associate Head Coach



**Jake Diebler**  
Assistant Coach



**Casey Shaw**  
Assistant Coach



# TABLE OF CONTENTS

**Media Information**  
 Athletic Communications Staff..... 2  
 Credential, Interview and Blogging Policy.. 3

**2017-18 Commodores**  
 Preseason Notes ..... 4  
 Quick Facts ..... 5  
 Roster..... 6

**Player Information**  
 Matthew Fisher-Davis..... 7  
 Riley LaChance..... 8  
 Jeff Roberson ..... 9  
 Joe Toye ..... 10  
 Larry Austin, Jr. .... 10  
 Djery Baptiste ..... 11  
 Clevon Brown ..... 11  
 Matt Ryan ..... 12  
 Yanni Wetzell ..... 12  
 Payton Willis..... 13  
 Maxwell Evans ..... 13  
 Saben Lee ..... 14  
 Ejike Obinna ..... 14  
 Isaiah Rice ..... 14

**Game by Game Stats**  
 Larry Austin, Jr. .... 15  
 Djery Baptiste ..... 15  
 Clevon Brown ..... 15  
 Matthew Fisher-Davis..... 16  
 Riley LaChance..... 16-17  
 Jeff Roberson ..... 17-18  
 Matt Ryan ..... 18  
 Joe Toye ..... 19-20  
 Yanni Wetzell ..... 20  
 Payton Willis..... 20

**Vanderbilt Coaching Staff**  
 Head Coach Bryce Drew..... 20-22  
 Assoc. Head Coach Roger Powell, Jr. .... 23  
 Assistant Coach Jake Diebler ..... 24  
 Assistant Coach Casey Shaw..... 25  
 Director of Recruiting/Player Personnel  
 Arte Culver ..... 26  
 Director of Scouting Luke Simons ..... 27  
 Strength and Conditioning Coach  
 Jeremy Anderson ..... 27  
 Director of Basketball Operations  
 Matt Olinger..... 28

**Vanderbilt Support Staff**  
 Asst. Vice Chacellor Brock Williams..... 28  
 Academic Counselor Max-Maurice Martin 29  
 Athletic Trainer Shannon Gordon ..... 29  
 Administrative Assistant Debbie Green..... 29

**University Administration**  
 Chancellor Nicholas S. Zeppos..... 30  
 Director of Athletics, David Williams II ..... 31

**2016-17 Season Review**  
 Departed Players ..... 32  
 2016-17 Overall Statistics ..... 33  
 2016-17 Results..... 34  
 2016-17 Game by Game Stats ..... 35  
 Miscellaneous Statistics ..... 36  
 2016-17 Box Scores ..... 37-45  
 2016-17 SEC Standings..... 46

**Vanderbilt Basketball History**  
 Commodore Timeline..... 47-49  
 Postseason History..... 50-51  
 Vanderbilt Coaches ..... 52  
 NCAA Boxscores ..... 53-57  
 NCAA Teams..... 58-62  
 SEC Championship Teams..... 63-64  
 NIT Boxscores..... 65-70  
 NIT Teams ..... 71-72  
 Honors and Awards..... 73-76  
 1,000 Point Scorers..... 77-79  
 Commodores in the Pros ..... 80-83  
 Vanderbilt Lettermen..... 84-85  
 Lettermen by Jersey Number ..... 86-87  
 Vanderbilt in the AP Poll..... 88  
 Vanderbilt vs. Ranked Opponents..... 89-90

**Vanderbilt Records**  
 Scoring Marks..... 91-92  
 30-Plus Point/Game Scorers..... 93  
 Field Goal Shooting Marks ..... 94  
 3-Point Field Goal Shooting Marks ..... 95  
 Free Throw Shooting Marks ..... 96  
 Rebounding Marks ..... 97  
 Vanderbilt Assist Marks ..... 98  
 Vanderbilt Steal & Block Marks..... 99  
 Single Game Scoring Marks ..... 100  
 100-Point Games ..... 100  
 List of Overtime Games..... 101  
 Margins of Victory & Defeat..... 101  
 Postseason Marks..... 102

**Memorial Gym Records**  
 Memorial Gym Marks..... 103-104

**Team Statistics and Records**  
 All-Time Annual Team Leaders..... 105-106  
 All-Time Annual Team Statistics ..... 107-108  
 Annual Team Records..... 109  
 Annual Year-by-Year Records..... 110-123

**Series Records**  
 Series Records vs. All Opponents ..... 124  
 Game by Game Results vs. Opponents..... 125-133  
 Vs. The Conferences ..... 134-135

**Composite Schedule**  
 SEC Only Composite Schedule..... 136

**vucommodores.com**  
 For more information on Vanderbilt athletics, please visit vucommodores.com for the latest in news, videos, blogs, statistics, and scores.

**Credits**  
**On The Covers**  
**Front:** Back Row (Left to Right): Joe Toye, Payton Willis, Djery Baptiste, Larry Austin, Jr., Clevon Brown; Front Row (Left to Right): Matthew Fisher-Davis, Jeff Roberson, Riley LaChance  
**Back:** (Left to Right): Maxwell Evans, Yanni Wetzell, Ejike Obinna, Isaiah Rice, Matt Ryan, Saben Lee

**Writing and Design**  
 Andy Boggs and Vanderbilt Creative Services

**Covers**  
 Covers designed by Shaun Senn.

**Photography**  
 Most of the images are the work of John Russell, Steve Green, and Joe Howell, Vanderbilt University Photographers. Other images were provided by the late Neil Brake, Paul S. Levy, David Coyle, Todd Drexler, Daniel DuBois, Steve Green, Carol Hamlett, Leslie Fisher, Don Jones, Mike Strasinger, and NBA/Getty Images.



# MEDIA INFORMATION

## GameDay Media Policies

### Credentials

The Vanderbilt Athletic Communications office issues season media credentials to authorized full-time or specified representatives of media outlets who cover Vanderbilt basketball on a regular basis. Single-game credentials also will be available for media who cover the team less frequently, should space allow. Please e-mail credential requests to the attention of men's basketball contact, Andy Boggs.

### Credential Pick-Up

Credentials are available for pick-up at "Media Will Call" located near the playing floor at Memorial Gymnasium. Media wishing to access "Media Will Call" should enter the service tunnel located at the end of Lot 71 behind the outfield wall of Vanderbilt's Hawkins Field baseball stadium. Proceed through the tunnel until you arrive at the "Media Will Call" table. If enough advance notice is given, credentials can be mailed or sent via next-day carrier at the expense of the media organization making the request.

### Media Parking

Media parking is located inside the 25th Avenue parking garage located at the corner of 25th Avenue and Jess Neely Drive. After parking, please enter Memorial Gymnasium through the service tunnel entrance located at the end of Lot 71 behind the outfield wall of Vanderbilt's Hawkins Field baseball stadium. Vehicles parked in Lot 71 without the proper parking pass will be towed.

### Media Seating

Media covering Vanderbilt basketball games are seated at various locations inside Memorial Gymnasium. 1.) A select number of seats are available on the floor, usually reserved for Nashville beatwriters and radio crews from both schools. 2.) An additional 20 seats are available inside Suite 5 located on the northside concourse, reserved for media following the visiting team and Nashville radio and television media. 3.) More than 40 seats are available in the third-level pressbox for additional media seating needs.

### Media Workroom

Memorial Gymnasium's media workroom is located in the northeast corner of the facility, nearest the opponents' bench. This room will serve as a place for pregame meals as well as an area for the media to work after the game. The room is equipped with a wireless connection and data ports.

### General Communications Possibilities

Media sitting in any location inside Memorial Gymnasium have access to the Internet via wireless connection. If you do not have capabilities for such access, please contact Andy Boggs days prior to your arrival at Memorial Gymnasium. A select number of data lines are available.

### Postgame Interview Format

The Vanderbilt locker room is closed to media following the game. After a 10-minute cooling off period, the visiting team will address the media in the postgame interview room. Coach Drew will then hold his press conference, followed by requested Vanderbilt players. Please make your player requests to the Vanderbilt Athletic Communications Office.

## Athletic Communications Staff



**Andy Boggs**  
MBB Contact  
Assistant Director



**Matt Anderson**  
Women's Swimming



**Zac Ellis**  
Writer/  
Digital Media Editor



**Catherine Hilley**  
Social Media, Tennis  
Social Media Coordinator



**Jay Kafer**  
Track/Men's Tennis  
Coordinator



**Larry Leathers**  
Football/Women's Golf  
Assistant Director



**Matt Paras**  
Soccer/Lacrosse  
Coordinator



**Kyle Parkinson**  
Asst. AD/Football



**Jessica Poole**  
WBB/Cross Country  
Assistant Director



**Chad Seely**  
Baseball/Football  
Assistant Director



**Robynn Candish**  
Administrative Assistant

## STAFF PHONE NUMBERS

OFFICE: (615) 322-4121 • PRESS ROW: (615) 320-0436



# MEDIA INFORMATION

### Road Interview Policy

Vanderbilt's locker room will be closed to the media at road venues. Following a cooling off period, Coach Drew and selected Commodore players will be available outside of the Vanderbilt locker room or in a formal postgame press conference at the discretion of the home SID.

### Radio

The Voice of the Commodores **Joe Fisher (20th season)** and former Vanderbilt player **Tim Thompson (17th season)** will have the call courtside for Vanderbilt.

For visiting radio crews, high speed internet lines, ISDN, and telephone lines are provided. A limited number of telephone lines are available at the various media seating locations throughout the gymnasium.

## GENERAL MEDIA POLICIES

### Interviewing the Commodores

Please coordinate all requests for player and coach interviews through Vanderbilt men's basketball athletic communications director Andy Boggs at least 24 hours in advance. Media should not contact a player or coach directly.

### Practice Coverage

Vanderbilt players and coaches are available for interviews prior to practices on designated days. Practice schedules are sent via e-mail to media multiple times each week during the season to help facilitate coverage. Contact Andy Boggs if you wish to receive these updates. Player interviews typically begin 45 minutes before practice at Memorial Gymnasium. Interviews with Coach Bryce Drew follow. Gameday walk-throughs are closed to the media at both Memorial Gymnasium and all road venues.

### Weekly Teleconference

The Southeastern Conference will conduct a men's basketball coaches teleconference once each week during the league schedule. The teleconferences take place on Mondays, starting Jan. 5, and conclude March 9. Please contact either the Vanderbilt or SEC Media Relations offices for the teleconference phone number.

## SCHEDULE (ALL TIMES CT)

<b>Bryce Drew (Vanderbilt)</b> .....	<b>10 a.m.</b>
Michael White (Florida).....	10:07 a.m.
Frank Martin (South Carolina).....	10:14 a.m.
Mark Fox (Georgia).....	10:21 a.m.
Will Wade (LSU).....	10:28 a.m.
John Calipari (Kentucky).....	10:35 a.m.
Rick Barnes (Tennessee).....	10:42 a.m.
Mike Anderson (Arkansas).....	10:49 a.m.
Avery Johnson (Alabama).....	10:56 a.m.
Bruce Pearl (Auburn).....	11:03 a.m.
Andy Kennedy (Ole Miss).....	11:10 a.m.
Ben Howland (Miss. State).....	11:17 a.m.
Cuonzo Martin (Missouri).....	11:24 a.m.
Billy Kennedy (Texas A&M).....	11:31 a.m.

### www.VUCommodores.com

The official web site of Vanderbilt Student Athletics has all of your information needs. Pregame notes, including updated statistics, can be easily downloaded in PDF format. Following each contest is a game summary, boxscore, and postgame notes and quotes.

### Photography

All photographers are restricted to the designated areas along the baseline opposite the home and visitor benches and must sign an affidavit agreeing to the SEC's new policy concerning photography. Strobe lights may not be installed in Memorial Gymnasium without permission from the Vanderbilt Athletic Communications office. When using photo images provided by the Vanderbilt Athletic Communications office, please credit: Vanderbilt Photography.

## BLOGGING POLICY

**The following is a set of guidelines that the Vanderbilt University Athletic Communications Office will use as a basis for issuing media credentials to independent online media representatives (bloggers). Overall, Vanderbilt University strives to work with individuals who adhere to professional standards, demonstrate transparency in their operations, and regularly produce quality content. While what follows shall serve as a guideline, they may be altered for certain events when necessary and are subject to regulations set forth by the Southeastern Conference and/or the NCAA.**

- Individuals associated with a web-only media outlet may apply for credentials on a game-by-game basis unless otherwise specified. Requests for credentials must be sent via e-mail or in writing to the requested Athletic Communications Director and be received at least three (3) business days prior to the event. Request should include applicant's legal name, company or blog they are representing, a mailing address and website address.
- The Athletic Communications Office requires that a requesting outlet possess its own domain name (.com, .net, etc.) and will not accept requests from sites based on free services (blogspot, wordpress, etc.).
- First time applicants must submit traffic/subscriber data from an independent source in order to be considered. **Sites with fewer than 25,000 legitimate unique visitors per month are not eligible for football or men's basketball credentialing.** Sites with fewer than 7,500 legitimate unique visitors per month are not eligible for women's basketball credentialing.
- In the interest of protecting the Vanderbilt University fan base, we require that all applicants that give users ability to submit comments and/or place cookies on user's computers supply a privacy policy that describes in full how the data collected through such activities is used or disseminated.
- Athletic Communications seeks to perpetuate the program and sport being credentialled and therefore prefers to work with online media outlets with an established track record covering our school, our conference or the requested sport. In the request, please provide a short summary of previous relevant experience, if any.
- As a general guideline, we would like to work with outlets that have been in continuous operation for at least 3-6 months. Additionally, an average of 3-5 substantive postings per week is expected in season from applicant web sites.
- Obtaining media credentials is an opportunity to interview players and team officials for legitimate media purposes only. Bloggers who are granted access to the press box and other areas inside the venue are expected to act professionally and adhere to all SEC and NCAA-mandated media guidelines at all times.
- The standard of professionalism also extends to content posted on the requesting website, whether posted by the requester, user or other agent. Profanity, racial or sexual comments will not be tolerated from credentialled outlets.
- No credentials will be issued to individuals under the age of 18.
- Vanderbilt University reserves the right of its personnel to deny or revoke credentials without notice and an individual shall surrender their credential upon request for violating the policies and/or safety procedures of security personnel, Vanderbilt University, the Southeastern Conference, or the NCAA.



# PRESEASON NOTES

## **Bryce Drew makes NCAA Tournament in first season**

Commodore head coach Bryce Drew led Vanderbilt to the NCAA Tournament in his first season in Nashville, marking the first time in the history of the program a first-year Vanderbilt coach has led his team to the tournament. Overall, the Commodores made their 15th appearance in the NCAA Tournament and their first back-to-back appearances since making three consecutive tournaments from 2010-12.

## **Commodores faced tough slate in 2016-17**

Vanderbilt had five top-25 wins, six top-50 victories and 11 top-100 RPI wins, the overall toughest strength of schedule and toughest non-conference schedule in the nation, and were the only SEC team to sweep Florida. The Commodores tied for the second-most top 50 wins in the SEC with Florida with six - only UK (8) had more. The Commodores played 11 teams that advanced to the NCAA Tournament (Marquette, Bucknell, Butler, Minnesota, Middle Tennessee, Dayton, Kentucky, Florida, Arkansas, Iowa State, and South Carolina) and four teams in the 2017 Postseason NIT (Belmont, Alabama, Georgia, and Ole Miss). Twenty of Vanderbilt's 34 games came against teams that advanced to the postseason.

## **Returning for the Commodores**

The Commodores return eight letter winners and three of their top four scorers in 2017-18, rising seniors Matthew Fisher-Davis (13.9), Jeff Roberson (10.8), and Riley LaChance (10.5). Junior Joe Toye, who started in 13 games a year ago, also returns after averaging 6.4 points and 2.6 rebounds per game. In all, Vanderbilt returns 70.5% of its scoring and six players who started at least one game in 2016-17. In all, 261 cumulative starts return for the Commodores and a combined 532 games played between the eight letterwinners returning.

## **Fisher-Davis, LaChance 1,000 point scorers**

Matthew Fisher-Davis and Riley LaChance each surpassed the 1,000-point barrier last season, with Jeff Roberson only 169 points shy of the mark entering his senior season.

## **Vanderbilt record-breaking shooting**

Altogether, Vanderbilt made 337 threes last season, which set a new school record for a single season. The previous best was 322 in the 2004-05 campaign. The Commodores' 77.6% clip from the charity stripe tied for the second-best in school history. Six Commodores made 30 threes or more in 2016-17 - Joe Toye, Nolan Cressler, Jeff Roberson, Riley LaChance, Luke Kornet, and Matthew Fisher-Davis - and were the SEC's best three-point shooting team (37.7%), the league's leader in three's made per game (9.9) and in free-throw percentage (77.6%).

## **Shooting the Lights Out**

Vanderbilt made 19 threes against High Point on December 6, 2016, which set a new school record for threes in a game, surpassing an 18-three performance at Tennessee on January 8, 2005.

The Commodores also set a new record for most 3-pointers made at Memorial Gym, passing the old mark of 16 that was set on Jan. 8, 1994 vs. South Carolina and then matched on Feb. 11, 1995 vs. Arkansas. The Commodores hit 12 of their 19 3-pointers in the first half.

## **Kornet departs as all-time blocks leader**

Vanderbilt senior center Luke Kornet, who was signed as a free agent by the New York Knicks, departs the Commodores as the program's all-time blocks leader with 210 career blocks, surpassing Festus Ezeli, who had 204 blocks in his career. Kornet was named the SEC Scholar Athlete of the Year in 2017, as well as an All-SEC first team and all-defensive team selection.

## **LaChance made threes at high clip in 2016-17**

Riley LaChance, who played the point guard position in 2016-17 and will slide over to his more natural two-guard spot in his senior season, made 49.3% of his three-point attempts last year, which is the third-best in a single-season all-time for the Commodores - only Billy McCaffrey (51.2%, 1992-93) and Barry Booker (50%, 1986-87) have had better seasons from three. LaChance led the SEC in three-point shooting in 2016-17.

## **Newcomers in 2017-18**

Vanderbilt will welcome six newcomers to the team in 2017-18 - true freshmen guards Saben Lee (6-2, 174, Tempe, Ariz.) and Maxwell Evans (6-2, 186, Houston, Texas), true freshman big man Ejike Obinna (6-10, 234, Enugu, Nigeria), redshirt sophomore transfers Matt Ryan (6-8, 209 forward, Notre Dame) and Yanni Wetzell (6-10, 235 forward/center, St. Mary's (Texas)), and freshman walk-on guard Isaiah Rice (5-11, 189, Carmel, Ind.).

## **Ranked Opponents**

The Commodores won their first road game against a ranked opponent since Dec. 29, 2011, after defeating Florida on January 21, 2017, in Gainesville, 68-66. Vanderbilt won five true road games in Southeastern Conference play in 2017 (LSU, Auburn, Texas A&M, Arkansas, Tennessee), the most since 2010. Against ranked opponents in 2016-17, the Commodores finished 4-2.

## **999**

Vanderbilt has made a 3-pointer in 999 consecutive games, a streak which began at the inception of the 3-point line in 1986-87. The Commodores rank third only to UNLV and Kentucky for the longest streak in Division I basketball. Vanderbilt, UNLV and Princeton are the only three schools in college basketball to have made at least one 3-pointer in every game played since the 3-point line was implemented.



# 2017-18 QUICK FACTS

## Quick Facts

Location.....	Nashville, Tenn.
Founded.....	1873
Conference.....	Southeastern (East)
Enrollment.....	6,883
Nickname.....	Commodores
Colors.....	Black and Gold
Home Arena.....	Memorial Gymnasium (14,316)
Chancellor.....	Nicholas Zeppos
Vice Chancellor.....	David Williams II
Faculty Rep.....	Susan Wentz

## Basketball Staff

Head Coach.....	Bryce Drew
Record Overall.....	143-65 (6)
Record at Vanderbilt.....	19-16 (1)
Associate Head Coach.....	Roger Powell, Jr.
Assistant Coaches.....	Jake Diebler, Casey Shaw
Director of Operations.....	Matt Olinger
Director of Recruiting and Player Personnel.....	Artie Culver
Director of Scouting.....	Luke Simons
Strength and Conditioning Coach.....	Jeremy Anderson
Athletic Trainer.....	Shannon Gordon
Academic Counselor.....	Max-Maurice Martin
Administrative Assistant.....	Debbie Green
Office Number.....	(615) 322-6530

## Athletic Communications

Men's Basketball Communications.....	Andy Boggs
Media Relations Address.....	2601 Jess Neely Dr. Nashville, TN 37212
Office Phone.....	(615) 343-1847
E-Mail.....	Andy.Boggs@Vanderbilt.edu
Internet Site.....	www.VUCommodores.com
Twitter Feed.....	@VandyMBB

## History

Overall record.....	1,590-1,122
NCAA Tournament Appearances.....	15
Tournament Record.....	10-16 (.385)
Total Tournament Games.....	26
Last Appearance.....	2017; Lost to Northwestern in 1st Round
Best Finishes at NCAA's.....	Elite 8 (1965: field of 23) Sweet 16 (1988, 1993: field of 64; 2004, 2007: field of 65)
NIT Appearances.....	12 (1983, 1987, 1990, 1992, 1994 1996, 1998, 2000, 2002, 2005, 2006, 2015)
NIT Record.....	20-12 (.625)
Total NIT Games.....	32
Last Appearance.....	2015; Lost at Stanford in Quarterfinals
Best Finishes at NIT.....	Champion (1990); Runner-Up (1994)

## Team Information

2016-17 Record.....	19-16
SEC Record/Finish.....	10-8/T-5th
Home Record.....	11-5
Away Record.....	5-6
Neutral Record.....	3-5
Postseason.. NCAA First Round (Lost 68-66 to Northwestern in Salt Lake City)	
Final AP Ranking.....	NA
Starters Returning/Lost.....	3/2
Letterwinners Returning/Lost.....	8/2
Newcomers.....	6

## Returning Players (2016-17 averages)

Name	P	Ht	Wt	CL	Pts	Rebs	A/B/S
Matthew Fisher-Davis	G	6'5	186	Sr.	13.9	3.2	1.1a
Jeff Roberson	F	6'6	220	Sr.	13.2	6.2	1.7a
Riley LaChance	G	6'2	185	Sr.	10.5	3.3	3.9a
Joe Toye	F	6'7	206	Jr.	6.4	2.6	1.1a
Payton Willis	G	6'4	186	So.	5.2	1.8	1.9a
Djery Baptiste	C	6'10	235	So.	1.8	1.9	0.4b
Clevon Brown	F	6'8	233	So.	1.6	1.5	0.4b
Larry Austin, Jr.	G	6'2	182	Jr.	Redshirted		

## Letterwinners Lost

Name	P	Ht	Wt	CL	Pts	Rebs	A/B/S
Luke Kornet	F	7'1	240	Sr.	13.2	6.2	2.0b
Nolan Cressler	G	6'4	210	Sr.	7.8	4.2	1.7a

## Newcomers

Names	Ht	Wt	Hometown	Previous School
Max Evans	6'2	186	Houston, Texas	Bellaire HS
Saben Lee	6'2	174	Phoenix, Ariz.	Corona Del Sol HS
Ejike Obinna	6'10	234	Enugu, Nigeria	Virginia Academy (Va.)
Isaiah Rice	5'11	189	Indianapolis, Ind.	Park Tudor HS
Matt Ryan	6'8	209	Cortlandt Manor, N.Y.	Notre Dame
Yanni Wetzell	6'10	235	Auckland, N.Z.	St. Mary's (Texas)



# 2017-18 ROSTER

## 2017-18 Roster

No.	Name	Pos.	Ht.	Wt.	Cl.-Yr	Hometown (Previous School)
0	Saben Lee	G	6-2	174	Fr. - 1st	Phoenix, Ariz. (Corona Del Sol)
1	Payton Willis	G	6-4	186	So. - 2nd	Fayetteville, Ark. (Fayetteville)
2	Joe Toye	G/F	6-7	206	Jr. - 3rd	Chicago, Ill. (Whitney Young)
3	Larry Austin, Jr.	G	6-2	182	R-Jr. - 4th	Springfield, Ill. (Xavier University/Lanphier)
4	Yanni Wetzell	F/C	6-10	235	R-So. - 3rd	Auckland, N.Z. (Westlake Boys)
5	Matthew Fisher-Davis	G	6-5	186	Sr. - 4th	Charlotte, N.C. (Butler)
10	Maxwell Evans	G	6-2	186	Fr. - 1st	Houston, Texas (Bellaire)
11	Jeff Roberson	F	6-6	220	Sr. - 4th	Houston, Texas (The Kinkaid School)
12	Djery Baptiste	C	6-10	235	R-So. - 3rd	Gonaives, Haiti (Prestonwood Christian (Texas))
13	Riley LaChance	G	6-2	185	Sr. - 4th	Brookfield, Wis. (Brookfield Central)
14	Isaiah Rice	G	5-11	189	Fr. - 1st	Indianapolis, Ind. (Park Tudor)
15	Clevon Brown	F	6-8	233	So. - 2nd	San Antonio, Texas (Churchill)
32	Matt Ryan	F	6-8	209	R-So. - 3rd	Cortlandt Manor, N.Y. (Iona Prep)
50	Ejike Obinna	F/C	6-10	234	Fr. - 1st	Enugu, Nigeria (Virginia Academy (Va.))

### COACHING STAFF

Head Coach ..... **Bryce Drew** (Valparaiso, 1998) - 2nd  
 Associate Head Coach ..... **Roger Powell** (Illinois, 2005) - 2nd  
 Assistant Coach ..... **Jake Diebler** (Valparaiso, 2009) - 2nd  
 Assistant Coach ..... **Casey Shaw** (Toledo, 1998) - 2nd  
 Director of Scouting ..... **Luke Simons** (Purdue, 2005) - 2nd  
 Director of Operations ..... **Matt Olinger** (Liberty, 2007) - 2nd  
 Director of Recruiting/Player Personnel ... **Arte Culver** (Rice, 2006) - 1st

### SUPPORT STAFF

Athletic Communications ..... **Andy Boggs** (Florida State, 1998)  
 Academic Support ..... **Max-Maurice Martin** (S.C. State, 1991)  
 Athletic Trainer ..... **Shannon Gordon** (Indiana State, 1992)  
 Strength and Conditioning ..... **Jeremy Anderson** (Liberty, 2011)

### PRONUNCIATION GUIDE

Djery Baptiste ..... **Jerry - Bap-TEEST**  
 Clevon Brown ..... **CLEE-von**  
 Jake Diebler ..... **DEEB-ler**  
 Ejike Obinna ..... **EEH-Je-KAY Oh-Bean-a**  
 Jeff Roberson ..... **ROE-ber-son**  
 Joe Toye ..... **TOY**

### ROSTER BY CLASS

**Seniors (3)**  
**Matthew Fisher-Davis** ..... Charlotte, N.C.  
**Riley LaChance** ..... Brookfield, Wisc.  
**Jeff Roberson** ..... Houston, Texas

**Juniors (2)**  
**Larry Austin, Jr.** ..... Springfield, Ill.  
**Joe Toye** ..... Chicago, Ill.

**Sophomores (5)**  
**Djery Baptiste** ..... Gonaives, Haiti  
**Clevon Brown** ..... San Antonio, Texas  
**Matt Ryan** ..... Cortlandt Manor, N.Y.  
**Yanni Wetzell** ..... Auckland, N.Z.  
**Payton Willis** ..... Fayetteville, Ark.

**Freshman (4)**  
**Maxwell Evans** ..... Houston, Texas  
**Saben Lee** ..... Tempe, Ariz.  
**Ejike Obinna** ..... Enugu, Nigeria  
**Isaiah Rice** ..... Carmel, Ind.





# PLAYER INFORMATION



## MATTHEW FISHER-DAVIS

# 5

Senior, Guard/Forward  
6'5" 185 lbs.  
Charlotte, N.C.  
Butler



**GENERAL** ★ 6'5 guard considered one of best shooters in college basketball...Led SEC in field-goal percentage in all games at 44.6% as a sophomore... Finished freshman season as the SEC's freshman leader in three-pointers made (2.1), which was sixth in the conference overall, and finished second in the SEC in three-point field goal percentage (.401)...Led the Commodores in scoring as a junior, averaging 13.9 points per game.

**2016-17 (JUNIOR)** ★ Played in 34 games and started in 22...Averaged 27.9 minutes per game...Averaged 13.9 points and 3.2 rebounds per game...Made 84 threes on the season and shot 37.2%, which ranked seventh in all games in the SEC...Was second in threes made (2.5) per game in the SEC...Now has 234 made threes in his career, which is eighth all-time on the Vanderbilt's three's made list...Scored 20 or more points in seven, and scored in double figures in 24 games in 2016-17...Eclipsed the 1,000-point barrier in his career against Arkansas - became 47th VU player to do so...Tallied a career-high 33 points vs. Auburn - made seven threes, first Commodore to make seven three's in a game since John Jenkins made seven against Lafayette on December 21, 2011... Scored 25 points at Dayton...Made then season-high five threes vs. Flyers...Tallied 23 points in win at LSU in SEC opener.

**2015-16 (SOPHOMORE)** ★ Started 28 games and played in 32 contests... Scored in double figures in 17 games in 2015-16...Made three or more threes in 17 games...Tallied a career-high 20 points on three different occasions - at Arkansas, at Mississippi State, and at home against Kentucky...Tied a career-best with six made threes at Tennessee. He also added eight rebounds and a career-high four assists in 18-point effort...Finished the season first in the SEC in three-point field goal percentage at 44.6%...Had first double-double of his career with 10 points and career-high 11 rebounds vs. Wofford.

**2014-15 (FRESHMAN)** ★ Played in 34 games and started 11...Averaged 7.2 points, 2.3 rebounds, and 1.4 assists per game...Made a team-high 71 threes on the season, which was the most by a freshman in the SEC, and his 40.1% shooting percentage from three was second overall in the SEC...Made 10 threes in his last two games, including a career-high six in the NIT Quarterfinals at Stanford, where he scored a career-high 18 points...Helped propel Commodores to a win over South Dakota State in second round of the NIT, making four consecutive threes in a two-minute span in second half...Scored in double figures in 10 games and made three or more threes in a game in 12 contests...Tied then-career-high with 14 points in win at Ole Miss...Scored 13 points apiece in two wins over Alabama, scored 11 points vs. Missouri...Tallied career-high 14 points on career-best four made threes at Arkansas...Scored 12 points in a career-best 35 minutes vs. Yale.

**HIGH SCHOOL** ★ Played at Butler High School in Charlotte, N.C., and averaged 22 points, 13 rebounds, five assists, two steals and two blocks per game as a senior, and was named the SW4A Player of the Year and as a member of the Charlotte Observer's All-Observer team...Was also named as an All-County and an All-District selection, and was invited to play in the Team USA vs. Team Florida Game as well as the North Carolina East/West All-Star Game.

**PERSONAL** ★ James Matthew Fisher-Davis...June 15, 1996...Son of James and Carolyn Fisher-Davis...Has one brother Jacob (12) and one sister, Jaymee (22)...Majoring in Sociology...Chose Vanderbilt over Texas, Georgia, Baylor, Kansas State, Virginia, Oklahoma State, Arkansas, Alabama, and Wake Forest...Recipient of the Jerry and Barbara Fridrich and Family Men's Basketball Scholarship...Advice to youngsters: "Sacrifice things that aren't as important as achieving your goals."

### Fisher-Davis' Overall Statistics at Vanderbilt

Year	GP	GS	Min	Avg	FG	FGA	Pct	3FG	3FGA	Pct	FT	FTA	Pct	Off	Def	Tot	Avg	PF	FO	Ast	TO	Blk	Stl	Pts	Avg
2014-15	34	11	777	22.9	80	228	.351	71	177	.401	15	21	.714	16	63	79	2.3	55	0	46	31	16	13	246	7.2
2015-16	32	28	877	27.4	102	236	.432	79	177	.446	27	36	.750	12	103	115	3.6	50	1	36	27	9	15	310	9.7
2016-17	34	22	947	27.9	145	359	.404	84	226	.372	98	121	.810	11	98	109	3.2	70	3	35	52	8	21	472	13.9
<b>TOTAL</b>	<b>100</b>	<b>61</b>	<b>2601</b>	<b>26.0</b>	<b>327</b>	<b>823</b>	<b>.397</b>	<b>234</b>	<b>580</b>	<b>.403</b>	<b>140</b>	<b>178</b>	<b>.787</b>	<b>39</b>	<b>264</b>	<b>303</b>	<b>3.0</b>	<b>175</b>	<b>4</b>	<b>117</b>	<b>110</b>	<b>33</b>	<b>49</b>	<b>1028</b>	<b>10.3</b>

### Fisher-Davis' SEC Statistics at Vanderbilt

Year	GP	GS	Min	Avg	FG	FGA	Pct	3FG	3FGA	Pct	FT	FTA	Pct	Off	Def	Tot	Avg	PF	FO	Ast	TO	Blk	Stl	Pts	Avg
2014-15	18	7	429	23.8	45	127	.354	39	97	.402	7	11	.636	9	36	45	2.5	27	0	26	17	7	7	136	7.6
2015-16	17	14	491	28.9	57	130	.438	44	101	.436	18	24	.750	5	48	53	3.1	26	1	21	15	4	7	176	10.4
2016-17	17	9	454	26.7	67	174	.385	38	113	.336	45	60	.750	4	52	56	3.3	40	2	16	25	3	9	217	12.8
<b>TOTAL</b>	<b>52</b>	<b>30</b>	<b>1374</b>	<b>26.4</b>	<b>169</b>	<b>431</b>	<b>.392</b>	<b>121</b>	<b>311</b>	<b>.389</b>	<b>70</b>	<b>95</b>	<b>.737</b>	<b>18</b>	<b>136</b>	<b>154</b>	<b>3.0</b>	<b>93</b>	<b>3</b>	<b>63</b>	<b>57</b>	<b>14</b>	<b>23</b>	<b>529</b>	<b>10.2</b>



# PLAYER INFORMATION



## RILEY LACHANCE

# 13

Senior, Guard  
6'2" 192 lbs.  
Brookfield, Wis.  
Brookfield Central



### Honors

- 2014-15 SEC All-Freshmen Team

**GENERAL** ★ 6'2 guard who played point guard as a junior and averaged 10.5 points, 3.9 assists, and 3.3 rebounds per game... His three-point FG% in 2016-17 ranks third all-time in a single season for a Vanderbilt player (48.6%)... Was named to 2014-15 SEC All-Freshman Team... Led his Brookfield Central High School team in Wisconsin to a 24-1 record as a senior when he averaged 23.0 points and 2.6 assists per game... Left Brookfield as the school's all-time leading scorer (1,643 points).

**2016-17 (JUNIOR)** ★ Played and started in all 35 games as a junior... Averaged 10.5 points, 3.9 assists, and 3.3 rebounds per game... Scored in double figures in 20 games, including a season-high 24 points in win at LSU... Finished 8-13 from floor, 4-7 from three, and had 5 assists against LSU; was fourth time of his career he eclipsed the 20-point mark... Shot 48.6% from three in his junior season and was third in the SEC in assist-to-turnover ratio (2.1) and seventh in the league in assists (3.9)... His three-point FG% in 2016-17 ranks third all-time in a single season for a Vanderbilt player... Became 46th player in VU history with 1,000 points against Florida in the SEC Tournament; also named to 2017 SEC Tournament All-Tournament team... Dished out a season-high seven assists on three occasions.

**2015-16 (SOPHOMORE)** ★ Played in 33 games and started 19... Averaged 6.9 points and 2.4 rebounds per game... Scored double figures in 11 games in 2015-16, including a season-high 18 points vs. Alabama while tying a career-best with five threes... Scored 13 points, had six assists, and four rebounds vs. Gardner-Webb; also scored 13 points vs. Stony Brook... Named to preseason All-SEC 2nd Team by league coaches in 2015.

**2014-15 (FRESHMAN)** ★ Played in 35 games and started all 35... Averaged 12.3 points, 3.1 rebounds, and 2.9 assists per game... Was the SEC freshman leader in points scored in all games and second in threes made... Third on Vanderbilt's single-season freshman scoring list with 429 points - one of only four Vanderbilt freshman to ever eclipse 400-point barrier... Scored in double figures in 24 contests and scored 20 or more points in three games... Captured four SEC Freshman of the Week honors; The four freshman honors were a new program record... Ended season with 102 assists, third on the Vanderbilt freshman single-season assist list... Scored a career-high 26 points in win over Purdue (9-13 from the floor) and then followed that game with another 26-point game vs. Western Carolina... Grabbed a career-high nine rebounds vs. Missouri... Dished out career eight assists in win at Ole Miss... Garnered career-high five steals vs. Penn... Shot 87.3% from the free-throw line for the season, which tied for the 10th-best single-season percentage in the history of the program.

**HIGH SCHOOL** ★ Averaged 23.0 points and 2.6 assists and was named a unanimous first-team All-State by the Wisconsin Basketball Coaches Association and the Associated Press... Was voted the top point guard in the state of Wisconsin by Wisconsin Hoops, and was the Player of the Year for Waukesha County... Finished his career at Brookfield Central as the school's all-time leading scorer with 1,643 points, the school's single-season scoring leader with 543 points, and the all-time leader in steals with 188... Also finished fourth on the school's all-time assist list with 267, and tied the school record for most points in a conference game in his senior season with 44 points... In his senior season, LaChance shot 50.8% from the floor, 48.6% from three, and 81.5% from the free-throw line.

**PERSONAL** ★ Riley Jacob LaChance... March 31, 1996... Son of Tom and Linda LaChance... Has two sisters, Abbie (16) and Emme (12)... Major is Human and Organizational Development... Recipient of the John, Rick, and Wayne Sutton Memorial Men's Basketball Scholarship... Advice to youngsters: "Make the most of the relationships and memories you have with your family. You never know how long you have with them."

### LaChance's Overall Statistics at Vanderbilt

Year	GP	GS	Min	Avg	FG	FGA	Pct	3FG	3FGA	Pct	FT	FTA	Pct	Off	Def	Tot	Avg	PF	FO	Ast	TO	Blk	Stl	Pts	Avg
2014-15	35	35	1166	33.3	147	337	.436	66	173	.382	69	79	.873	10	100	110	3.1	46	0	102	47	1	25	429	12.3
2015-16	33	19	820	24.8	80	226	.354	43	119	.361	26	34	.765	11	69	80	2.4	61	1	81	44	1	20	229	6.9
2016-17	35	35	1090	31.1	115	247	.466	70	144	.486	68	78	.872	7	109	116	3.3	73	2	137	67	1	21	368	10.5
<b>TOTAL</b>	<b>103</b>	<b>89</b>	<b>3076</b>	<b>29.9</b>	<b>342</b>	<b>810</b>	<b>.422</b>	<b>179</b>	<b>436</b>	<b>.411</b>	<b>163</b>	<b>191</b>	<b>.853</b>	<b>28</b>	<b>278</b>	<b>306</b>	<b>3.0</b>	<b>180</b>	<b>3</b>	<b>320</b>	<b>158</b>	<b>3</b>	<b>66</b>	<b>1026</b>	<b>10.0</b>

### LaChance's SEC Statistics at Vanderbilt

Year	GP	GS	Min	Avg	FG	FGA	Pct	3FG	3FGA	Pct	FT	FTA	Pct	Off	Def	Tot	Avg	PF	FO	Ast	TO	Blk	Stl	Pts	Avg
2014-15	18	18	622	34.6	73	177	.412	35	91	.385	38	45	.844	6	56	62	3.4	27	0	54	29	0	10	219	12.2
2015-16	18	7	417	23.2	35	115	.304	22	64	.344	16	23	.696	6	40	46	2.6	31	1	36	27	0	13	108	6.0
2016-17	18	18	572	31.8	63	140	.450	35	79	.443	40	47	.851	2	60	62	3.4	35	2	69	37	0	10	201	11.2
<b>TOTAL</b>	<b>54</b>	<b>43</b>	<b>1611</b>	<b>29.8</b>	<b>171</b>	<b>432</b>	<b>.396</b>	<b>92</b>	<b>234</b>	<b>.393</b>	<b>94</b>	<b>115</b>	<b>.817</b>	<b>14</b>	<b>156</b>	<b>170</b>	<b>3.1</b>	<b>93</b>	<b>3</b>	<b>159</b>	<b>93</b>	<b>0</b>	<b>33</b>	<b>528</b>	<b>9.8</b>



# PLAYER INFORMATION



## JEFF ROBERSON

# 11

Senior, Forward  
6'6" 224 lbs.  
Houston, Texas  
The Kinkaid School



### Honors

- 2016-17 SEC Academic Honor Roll
- 2014-15 SEC First-Year Academic Honor Roll

**GENERAL** ★ Athletic 6'6 forward who signed with the Commodores in the late signing period...Played in all 35 games as a junior and started all 35...Averaged 10.8 points and 7.0 rebounds per game as a junior...Left The Kinkaid School as the school's all-time leading scorer with 1,743 points.

**2016-17 (JUNIOR)** ★ Played in all 35 games and started all 35...Led team in minutes played with 31.7 per game; played 30 or more minutes in 25 games... Averaged 10.8 points and a team-leading 7.0 rebounds per game...Scored in double figures in 20 games in 2016-17, and had six games with 10 or more rebounds in six games...Posted three double-doubles for the season...Scored a career-high 23 points in win over Mississippi State; made a career-high five threes in a five minute span in the second half of the win over the Bulldogs... Grabbed a career-high 16 rebounds against Minnesota...Dished out a career-high six assists on two occasions that came in wins - at LSU and vs. Iowa State...Made a career-high eight free throws against Ole Miss.

**2015-16 (SOPHOMORE)** ★ Played in 32 games in 2015-16 and made 25 starts...Averaged 9.3 points and 5.6 rebounds per game and 11.0 points and 5.7 rebounds in conference play...Shot 43.5% from three for the season...Scored in double figures in 18 games in 2015-16, including a career-high 20-point effort against Texas A&M in Nashville (2/4), when he was 8-10 from the floor and 3-4 from three...Tallied five double-doubles, including an 18-point, 10-rebound effort in win at Florida...Grabbed career-high 13 rebounds in win over St. John's in Maui...Finished fifth in the SEC in all games in free throw percentage (.833); second in league games only (.877).

**2014-15 (FRESHMAN)** ★ Played in 33 games and started 24...Averaged 4.7 points and 3.1 rebounds per game...Shot 48.5% from the field and 45.5% from three for the season...Scored in double figures three times, including a career-high 12 points against Tennessee at Memorial Gym...Tallied 11 points at Georgia and 10 at Saint Mary's in the NIT First Round...Had career-high eight rebounds on two occasions - vs. Lipscomb and vs. Baylor...Dished out career-high four assists at Georgia.

**HIGH SCHOOL** ★ Averaged 20.1 points, 9.2 rebounds, 2.0 assists, and 1.5 steals per game in his senior season at The Kinkaid School in Houston...Named a finalist for the Guy V. Lewis Award, which is given to the top high school player in the city of Houston...As a senior, Roberson shot 66.8% from the floor, 48% from three-point range, and 78% from the free throw line...Was a four-time All-Southwest Preparatory Conference selection and a member of the All-Greater Houston Team.

**PERSONAL** ★ Jeffrey Lynn Roberson, Jr...August 20, 1996...Son of Jeffrey Sr. and Pamela Roberson...Majoring in Economics...Has two brothers, Jonathan (28) and Jeremy (16)...Chose Vanderbilt over Georgia Tech, Saint Louis, and Harvard...Recipient of the Black and Gold Society Scholarship...Advice to youngsters: "Enjoy life, it goes by so fast."

Roberson's Overall Statistics at Vanderbilt																											
Year	GP	GS	Min	Avg	FG	FGA	Pct	3FG	3FGA	Pct	FT	FTA	Pct	Off	Def	Tot	Avg	PF	FO	Ast	TO	Blk	Stl	Pts	Avg		
2014-15	33	24	637	19.3	50	103	.485	15	33	.455	40	64	.625	32	70	102	3.1	86	2	37	48	10	13	155	4.7		
2015-16	32	25	858	26.8	91	186	.489	30	69	.435	85	102	.833	58	121	179	5.6	101	5	38	34	6	15	297	9.3		
2016-17	35	35	1108	31.7	122	293	.416	39	115	.339	96	121	.793	70	176	246	7.0	91	1	61	64	14	29	379	10.8		
<b>TOTAL</b>	<b>100</b>	<b>84</b>	<b>2603</b>	<b>26.0</b>	<b>263</b>	<b>582</b>	<b>.452</b>	<b>84</b>	<b>217</b>	<b>.387</b>	<b>221</b>	<b>287</b>	<b>.770</b>	<b>160</b>	<b>367</b>	<b>527</b>	<b>5.3</b>	<b>278</b>	<b>8</b>	<b>136</b>	<b>146</b>	<b>30</b>	<b>57</b>	<b>831</b>	<b>8.3</b>		

Roberson's SEC Statistics at Vanderbilt																											
Year	GP	GS	Min	Avg	FG	FGA	Pct	3FG	3FGA	Pct	FT	FTA	Pct	Off	Def	Tot	Avg	PF	FO	Ast	TO	Blk	Stl	Pts	Avg		
2014-15	16	11	313	19.6	22	49	.449	7	13	.538	24	40	.600	18	29	47	2.9	43	1	20	23	3	6	75	4.7		
2015-16	18	17	524	29.1	60	114	.526	21	43	.488	57	65	.877	33	69	102	5.7	61	4	29	17	2	7	198	11.0		
2016-17	18	18	570	31.7	64	144	.444	18	52	.346	55	67	.821	36	86	122	6.8	49	0	28	32	6	19	201	11.2		
<b>TOTAL</b>	<b>52</b>	<b>46</b>	<b>1407</b>	<b>27.1</b>	<b>146</b>	<b>307</b>	<b>.476</b>	<b>46</b>	<b>108</b>	<b>.426</b>	<b>136</b>	<b>172</b>	<b>.791</b>	<b>87</b>	<b>184</b>	<b>271</b>	<b>5.2</b>	<b>153</b>	<b>5</b>	<b>77</b>	<b>72</b>	<b>11</b>	<b>32</b>	<b>474</b>	<b>9.1</b>		



# PLAYER INFORMATION



## JOE TOYE

# 2

Junior, Guard/Forward  
6'7" 206 lbs.  
Chicago, Ill.  
Whitney Young

**GENERAL** ★ Played in all 35 games as a sophomore and averaged 6.4 points and 2.6 rebounds per game...Signed with the Commodores in November of 2014. Toye and his twin sister Elizabeth are both Division I basketball signees - Elizabeth plays for Florida International.

**2016-17 (SOPHOMORE)** ★ Played in all 35 games and started 13... Averaged 21.1 minutes per game...Averaged 6.4 points and 2.6 rebounds per game...Scored in double digits in nine games, including a career-high 18 points in a win over Texas A&M in the SEC Tournament...Scored a then career-high 15 points at Kentucky...Scored 11 points in win at Texas A&M and 13 in win over Aggies in Nashville...Tallied 13 points against Arkansas in Nashville...Made first career start at Georgia.

**2015-16 (FRESHMAN)** ★ Played in 30 games in 2015-16 and averaged 3.6 points and 1.2 rebounds per game...Scored in double figures in three games... Tied a career high with 10 points against Tennessee at SEC Tournament... Made a career-high three three's in a career-best 23 minutes of action...Also scored 10 points in First Four game vs. Wichita State...Scored career-high 10 points vs. Detroit - tied his career high with three made field goals.

**HIGH SCHOOL** ★ Attended Whitney Young High School in Chicago, where he was named as a First-Team All-City selection...Averaged 18.0 points, 7.0 rebounds, 2.0 assists, 2.0 steals, and 1.5 blocks as a senior...Named to the Academic Honor Roll in his senior season.

**PERSONAL** ★ Joseph Toye...April 10, 1997...Son of Matthew and Janyth Toye...Has one sister, Elizabeth...Chose the Commodores over Iowa, Memphis, Creighton, Bradley, UIC, and Missouri...Advice to youngsters: "Don't let negative influences in your life."



## LARRY AUSTIN, JR.

# 3

RS Junior, Guard  
6'2" 182 lbs.  
Springfield, Ill.  
Xavier University

**GENERAL** ★ Transferred from Xavier in the spring of 2016.

**2016-17 (RS SOPHOMORE)** ★ Redshirted after transferring from Xavier.  
**2015-16 (SOPHOMORE)** ★ Scored a career-high 12 points to go with five rebounds and four assists in 17 minutes at DePaul on Jan. 30 ... Averaged 9.8 minutes per game as the backup point guard ... Scored six points in 11 minutes at St. John's on Jan. 6 ... Contributed four points and three assists in 12 minutes vs. USC on Nov. 27.

**2014-15 (FRESHMAN)** ★ Scored a season-high four points in 11 minutes at Creighton on March 7 ... Made his first collegiate start at Villanova on Jan. 14, contributing three assists and a steal ... Played in 26 games ... Played 12 minutes and scored his first collegiate basket against Northern Arizona (11-14-14) ... Contributed three points in six minutes vs. Alabama (12-6-14).

**HIGH SCHOOL** ★ 2014 Class 3A unanimous First Team All-State selection by the Associated Press, Chicago Tribune and Chicago Sun-Times ... Averaged 22.2 points, 7.5 rebounds, 4.0 assists and 4.2 steals as a senior, while shooting 38 percent from 3-point territory and 73 percent from the free-throw line ... Led his team to a 27-2 overall record, including a 25-0 start that set a new record for both the school and the entire city ... Conference Player of the Year ... earned MVP honors at three in-season tournaments: Dekatur Turkey Tourney, Pekin Holiday Tournament and Highland Optimist Shootout ... At Highland he led the team to a win over national-ranked and eventual Missouri state champion Christian Brothers College High School ... 2013 Class 3A Second Team All-State selection as a junior ... Honor Roll Student at Lanphier in addition to earning Lanphier's Good Citizenship Award ... Basketball coach: Blake Turner.

**PERSONAL** ★ Larry Austin, Jr...February 18, 1996...Son of Larry, Sr. and Christa Austin...Siblings are Terrian, Trinere, Tiera, Deandre, and Nick...Majoring in Sociology...Advice to youngsters: "Stay in School."

Year	GP	GS	Min	Avg	FG	FGA	Pct	3FG	3FGA	Pct	FT	FTA	Pct	Off	Def	Tot	Avg	PF	FO	Ast	TO	Blk	Stl	Pts	Avg
2015-16	30	0	257	8.6	37	74	.500	9	21	.429	25	39	.641	7	30	37	1.2	28	0	10	13	2	6	108	3.6
2016-17	35	13	739	21.1	70	175	.400	31	78	.397	53	78	.679	21	71	92	2.6	70	2	38	44	5	14	224	6.4
<b>TOTAL</b>	<b>65</b>	<b>13</b>	<b>996</b>	<b>15.3</b>	<b>107</b>	<b>249</b>	<b>.430</b>	<b>40</b>	<b>99</b>	<b>.404</b>	<b>78</b>	<b>117</b>	<b>.667</b>	<b>28</b>	<b>101</b>	<b>129</b>	<b>2.0</b>	<b>98</b>	<b>2</b>	<b>48</b>	<b>57</b>	<b>7</b>	<b>20</b>	<b>332</b>	<b>5.1</b>

Year	GP	GS	Min	Avg	FG	FGA	Pct	3FG	3FGA	Pct	FT	FTA	Pct	Off	Def	Tot	Avg	PF	FO	Ast	TO	Blk	Stl	Pts	Avg
2015-16	17	0	100	5.9	11	27	.407	2	9	.222	9	13	.692	2	11	13	0.8	9	0	3	8	1	3	33	1.9
2016-17	18	9	422	23.4	42	102	.412	19	46	.413	29	45	.644	10	41	51	2.8	45	2	22	25	2	8	132	7.3
<b>TOTAL</b>	<b>35</b>	<b>9</b>	<b>522</b>	<b>14.9</b>	<b>53</b>	<b>129</b>	<b>.411</b>	<b>21</b>	<b>55</b>	<b>.382</b>	<b>38</b>	<b>58</b>	<b>.655</b>	<b>12</b>	<b>52</b>	<b>64</b>	<b>1.8</b>	<b>54</b>	<b>2</b>	<b>25</b>	<b>33</b>	<b>3</b>	<b>11</b>	<b>165</b>	<b>4.7</b>

Year	GP	GS	Min	Avg	FG	FGA	Pct	3FG	3FGA	Pct	FT	FTA	Pct	Off	Def	Tot	Avg	PF	FO	Ast	TO	Blk	Stl	Pts	Avg
2014-15*	26	1	111	4.3	7	14	.500	0	0	.000	3	4	.750	1	10	11	0.4	15	0	6	11	0	5	17	0.7
2015-16*	34	0	334	9.8	21	52	.404	0	1	.000	20	32	.625	8	30	38	1.1	40	0	39	26	0	19	62	1.8
<b>TOTAL</b>	<b>60</b>	<b>1</b>	<b>445</b>	<b>7.4</b>	<b>28</b>	<b>66</b>	<b>.424</b>	<b>0</b>	<b>1</b>	<b>.000</b>	<b>23</b>	<b>36</b>	<b>.639</b>	<b>9</b>	<b>40</b>	<b>49</b>	<b>0.8</b>	<b>55</b>	<b>0</b>	<b>45</b>	<b>37</b>	<b>0</b>	<b>24</b>	<b>79</b>	<b>1.3</b>



# PLAYER INFORMATION



## DJERY BAPTISTE

# 12

Sophomore, Center  
6'10" 235 lbs.  
Gonaives, Haiti  
Prestonwood Christian (Texas)

**GENERAL** ★ Signed with the Commodores in November of 2014...Chose the Commodores over UConn, SMU, Oregon, and USC, and was ranked the eighth-best player in the state of Texas according to ESPN...Originally from Haiti, Baptiste is one of the most physically impressive prospects in the 2015 class. He speaks four languages and hopes to one day be a diplomat in his native country...Played in 35 games as a redshirt freshman and averaged 1.8 points and 1.9 rebounds per game.

**2016-17 (RS FRESHMAN)** ★ Played in all 35 games and made one start and averaged 7.9 minutes per game...Averaged 1.8 points and 1.9 rebounds per game...Tied a career high with eight points in win over Miss. State...Made first career-start vs. Butler...Tallied career-high eight points and three rebounds vs. Belmont...Had seven points and seven rebounds vs. Norfolk St.

**2015-16 (FRESHMAN)** ★ Redshirted his freshman season.

**HIGH SCHOOL** ★ Attended the Prestonwood Christian Academy in Plano, Texas, where he averaged 10 points, 10 rebounds, three blocks, two assists, and one steal in his senior season...Helped lead his Lion teams to four consecutive state championships...Named his team's Defensive Player of the Year in his senior season.

**PERSONAL** ★ Djery Jean Baptiste...November 12, 1995...Son of Hebert Jean Baptiste and Wislonde Destin...Plans to major in Public Policy and Linguistics...Advice to youngsters: "Seek God."



## CLEVON BROWN

# 15

Sophomore, Forward  
6'8" 233 lbs.  
San Antonio, Texas  
Churchill

**GENERAL** ★ Brown signed with the Commodores in November of 2015 in the early signing period...Played in 34 games and averaged 1.6 points and 1.5 rebounds per game as a freshman.

**2016-17 (FRESHMAN)** ★ Played in 34 games and averaged 7.6 minutes per game...Averaged 1.6 points and 1.5 rebounds per game...Blocked career-high three shots vs. South Carolina...Had career-high eight points, six rebounds, and two blocks at Missouri...Tied a then-career high with six points at Texas A&M; also grabbed a then career-high five rebounds against the Aggies.

**HIGH SCHOOL** ★ As a junior, he averaged 16.8 points, 9.4 rebounds, and 3.2 blocks per game and was named to the District 26-6A first team, while also claiming all-tournament honors at the Northside ISD and Georgetown tournaments...Ranked as the 26th-ranked power forward in the country by Scout.com, he also received offers from Texas, Illinois, Notre Dame, and Auburn.

**PERSONAL** ★ Clevon Brown, Jr....July 18, 1998...Son of Clevon, Sr., and Indira Brown...Has one step sister, Priann...Undecided in major.

### Baptiste's Overall Statistics at Vanderbilt

Year	GP	GS	Min	Avg	FG	FGA	Pct	3FG	3FGA	Pct	FT	FTA	Pct	Off	Def	Tot	Avg	PF	FO	Ast	TO	Blk	Stl	Pts	Avg
2016-17	35	1	275	7.9	25	48	.521	0	0	.000	13	20	.650	25	40	65	1.9	59	0	1	24	14	4	63	1.8
<b>TOTAL</b>	<b>35</b>	<b>1</b>	<b>275</b>	<b>7.9</b>	<b>25</b>	<b>48</b>	<b>.521</b>	<b>0</b>	<b>0</b>	<b>.000</b>	<b>13</b>	<b>20</b>	<b>.650</b>	<b>25</b>	<b>40</b>	<b>65</b>	<b>1.9</b>	<b>59</b>	<b>0</b>	<b>1</b>	<b>24</b>	<b>14</b>	<b>4</b>	<b>63</b>	<b>1.8</b>

### Baptiste's SEC Statistics at Vanderbilt

Year	GP	GS	Min	Avg	FG	FGA	Pct	3FG	3FGA	Pct	FT	FTA	Pct	Off	Def	Tot	Avg	PF	FO	Ast	TO	Blk	Stl	Pts	Avg
2016-17	18	0	118	6.6	9	16	.563	0	0	.000	5	8	.625	11	18	29	1.6	28	0	0	9	5	2	23	1.3
<b>TOTAL</b>	<b>18</b>	<b>0</b>	<b>118</b>	<b>6.6</b>	<b>9</b>	<b>16</b>	<b>.563</b>	<b>0</b>	<b>0</b>	<b>.000</b>	<b>5</b>	<b>8</b>	<b>.625</b>	<b>11</b>	<b>18</b>	<b>29</b>	<b>1.6</b>	<b>28</b>	<b>0</b>	<b>0</b>	<b>9</b>	<b>5</b>	<b>2</b>	<b>23</b>	<b>1.3</b>

### Brown's Overall Statistics at Vanderbilt

Year	GP	GS	Min	Avg	FG	FGA	Pct	3FG	3FGA	Pct	FT	FTA	Pct	Off	Def	Tot	Avg	PF	FO	Ast	TO	Blk	Stl	Pts	Avg
2016-17	34	0	258	7.6	20	51	.392	8	27	.296	7	12	.583	16	34	50	1.5	35	0	3	16	14	1	55	1.6
<b>TOTAL</b>	<b>34</b>	<b>0</b>	<b>258</b>	<b>7.6</b>	<b>20</b>	<b>51</b>	<b>.392</b>	<b>8</b>	<b>27</b>	<b>.296</b>	<b>7</b>	<b>12</b>	<b>.583</b>	<b>16</b>	<b>34</b>	<b>50</b>	<b>1.5</b>	<b>35</b>	<b>0</b>	<b>3</b>	<b>16</b>	<b>14</b>	<b>1</b>	<b>55</b>	<b>1.6</b>

### Brown's SEC Statistics at Vanderbilt

Year	GP	GS	Min	Avg	FG	FGA	Pct	3FG	3FGA	Pct	FT	FTA	Pct	Off	Def	Tot	Avg	PF	FO	Ast	TO	Blk	Stl	Pts	Avg
2016-17	17	0	118	6.9	10	24	.417	3	12	.250	3	7	.429	8	15	23	1.4	17	0	2	7	9	0	26	1.5
<b>TOTAL</b>	<b>17</b>	<b>0</b>	<b>118</b>	<b>6.9</b>	<b>10</b>	<b>24</b>	<b>.417</b>	<b>3</b>	<b>12</b>	<b>.250</b>	<b>3</b>	<b>7</b>	<b>.429</b>	<b>8</b>	<b>15</b>	<b>23</b>	<b>1.4</b>	<b>17</b>	<b>0</b>	<b>2</b>	<b>7</b>	<b>9</b>	<b>0</b>	<b>26</b>	<b>1.5</b>



# PLAYER INFORMATION



## MATT RYAN

# 32

Sophomore, Forward  
6'8" 209 lbs.  
Cortlandt Manor, N.Y.  
Notre Dame/Iona Prep

**GENERAL** ★ 6'8 forward who transferred to Vanderbilt in the summer of 2017... Will sit out the 2017-18 season due to NCAA transfer rules... Is a career 39.8% shooter from three.

**2016-17 (SOPHOMORE AT NOTRE DAME)** ★ Played in all 36 games as a sophomore and averaged 3.6 points per game... Came off the bench in the ACC semifinal victory over Florida State to score 11 points on 3-of-4 shooting from three point range... Scored 17 points on 5-of-7 shooting from three-point range, while collecting a season-high five rebounds, in the victory over North Carolina A&T... Hit first five 3FG attempts and eventually finished 7-14 from three-point range with a career-high 23 points vs. Chicago State... Hit 2-of-5 from three point range with four rebounds vs. Loyola Maryland.

**2015-16 (FRESHMAN AT NOTRE DAME)** ★ Played in 36 games and made four starts as a true freshman... Averaged 5.6 points per game... Made 46 threes... Hit a key three pointer with 12:18 remaining in the second half vs. Michigan (3/18/16) during the first round of the NCAA tournament to cap Notre Dame's comeback from a 12-point halftime deficit... Exploded for a career-high 17 points off the bench in the first half vs. NC State (3/5/16)... Made his first career start vs. Georgia Tech (1/13/16), scoring 10 points and grabbing a career-best seven rebounds while playing a career-high 35 minutes.

**HIGH SCHOOL** ★ Named 2015 Mr. New York Basketball following senior campaign at Iona Prep in which he averaged 20.0 ppg., 8.0 rpg. and 5.0 apg... Led the Gaels to a 22-6 record en route to the program's first Class AA Archdiocesan Championship... Played in only eight games during his junior year after undergoing double-hip surgery in March 2014.

**PERSONAL** ★ Matthew Richard Ryan... Born in White Plains, New York... Son of Richard and Laurie Ryan, along with older sister, Mikela and younger brother, Michael... Was a member of National Honor Society, National Latin Honor Society and National Italian Honor Society.



## YANNI WETZELL

# 4

Sophomore, Forward/Center  
6'10" 235 lbs.  
Auckland, N.Z.  
St. Mary's (Texas)/Westlake

**GENERAL** ★ 6'10 forward who transferred from St. Mary's University in Texas... Named to the All-Heartland Conference Second Team as a sophomore after averaging 15.5 points and 6.8 rebounds per game. Shot 40.9% from three for the season.

**2016-17 (SOPHOMORE AT ST. MARY'S)** ★ Played and started in all 30 games for St. Mary's University... Averaged 15.5 points and 6.8 rebounds per game... Scored in double figures in last eight games as a sophomore, including a season-high 29-point effort against Newman and a 28-point effort against Panhandle State... Scored 20 or more points in six games and posted six double doubles.

**2015-16 (FRESHMAN AT ST. MARY'S)** ★ Played and started in all 29 games for St. Mary's and averaged 11.7 points and 5.6 rebounds... Named Heartland Conference Freshman of the Year... Posted four double-doubles on the season and a season-high 24 points against Oklahoma Christian on Jan. 28.

**HIGH SCHOOL** ★ Starred under head coach Carl Stent at Westlake High School in New Zealand, earning the Most Improved Player as a senior ... Helped his team to a No. 2 national rank ... Also lettered in tennis and was team captain ... Also played for the U19 New Zealand National Team, finishing ranked No. 2.

**PERSONAL** ★ Parents are Clem and Jenny Wetzell ... Has four sisters, Kylie, Pippa, Anya and Georgia ... His father Clem played rugby on the collegiate level and his mother Jenny was a surfer.

### Ryan's Overall Statistics at Notre Dame

Year	GP	GS	Min	Avg	FG	FGA	Pct	3FG	3FGA	Pct	FT	FTA	Pct	Off	Def	Tot	Avg	PF	FO	Ast	TO	Blk	Stl	Pts	Avg
2015-16	36	4	521	14.5	60	144	.417	46	123	.374	19	24	.792	4	56	60	1.7	55	0	18	6	3	9	185	5.1
2016-17	36	0	286	7.9	43	99	.434	36	83	.434	9	10	.900	6	26	32	0.9	29	0	14	13	1	6	131	3.6
<b>TOTAL</b>	<b>72</b>	<b>4</b>	<b>807</b>	<b>11.2</b>	<b>103</b>	<b>243</b>	<b>.424</b>	<b>82</b>	<b>206</b>	<b>.398</b>	<b>28</b>	<b>34</b>	<b>.824</b>	<b>10</b>	<b>82</b>	<b>92</b>	<b>1.3</b>	<b>84</b>	<b>0</b>	<b>32</b>	<b>19</b>	<b>4</b>	<b>15</b>	<b>316</b>	<b>4.4</b>

### Wetzell's Overall Statistics at St. Mary's (Texas)

Year	GP	GS	Min	Avg	FG	FGA	Pct	3FG	3FGA	Pct	FT	FTA	Pct	Off	Def	Tot	Avg	PF	FO	Ast	TO	Blk	Stl	Pts	Avg
2015-16	29	29	728	25.1	140	264	.530	3	6	.500	55	87	.632	65	97	162	5.6	99	5	25	84	8	10	338	11.7
2016-17	30	30	939	31.3	170	339	.501	18	44	.409	106	159	.667	67	137	204	6.8	82	3	45	95	18	24	464	15.5
<b>TOTAL</b>	<b>59</b>	<b>59</b>	<b>1667</b>	<b>28.3</b>	<b>310</b>	<b>603</b>	<b>.514</b>	<b>21</b>	<b>50</b>	<b>.420</b>	<b>161</b>	<b>246</b>	<b>.655</b>	<b>132</b>	<b>234</b>	<b>366</b>	<b>6.2</b>	<b>181</b>	<b>8</b>	<b>70</b>	<b>179</b>	<b>26</b>	<b>34</b>	<b>802</b>	<b>13.6</b>



# PLAYER INFORMATION



## PAYTON WILLIS

# 1

Sophomore, Guard  
6'4" 186 lbs.  
Fayetteville, Ark.  
Fayetteville

**GENERAL** ★ Played in all 35 games and started 12 in his freshman season... Signed with the Commodores in the fall of 2015....Third ever Commodore from the state of Arkansas and first since Ralph Childs played for Vanderbilt in the 1955-56 season.

**2016-17 (FRESHMAN)** ★ Played in all 35 games and started 12... Averaged 17.5 minutes per game...Averaged 5.2 points, 1.9 assists, and 1.8 rebounds per game...Scored a career-high 17 points against Butler in Las Vegas...Tallied double digits in four other games in his freshman season... Made first career start vs. Santa Clara and dished out career-high eight assists vs. Broncos...Tallied eight points in homecoming win at Arkansas... Also scored eight points at Kentucky and eight points in win over Florida at SEC Tournament...Grabbed a a career-high five rebounds in three games (vs. Auburn, at Alabama, and vs. Florida in SEC Tournament).

**HIGH SCHOOL** ★ Attended Fayetteville High School in Fayetteville, Arkansas, averaged 15.9 points, 3.6 rebounds, 3.5 assists, and 1.5 steals per game while also shooting 44.7% from three in his junior season and was honored as an all-conference and all-state selection as a sophomore and junior... Willis was ranked as the second-ranked player in the state of Arkansas, the 22nd-best point guard in the country by 247sports.com, and ranked as the 119th-best player in the nation by Rivals.com.

**PERSONAL** ★ Payton Willis...January 31, 1998...Son of Curtis Willis and Christy Duggar...Has three sisters, Elyse (10), Sierra (7), Soletta (6)...Chose the Commodores over Dayton and Minnesota...Advice to young people: "Be yourself."



## MAXWELL EVANS

# 10

Freshman, Guard  
6'2" 186 lbs.  
Houston, Texas  
Bellaire

**GENERAL** ★ Evans, a 6'2 guard from Bellaire High School in Houston, Texas, was the number 16-ranked prospect in the state of Texas and 247sports.com ranked him as the 11th-ranked combo guard nationally at the end of his junior season. He chose the Commodores over Purdue, Northwestern, and Kansas State.

**HIGH SCHOOL** ★ Four-year starter and captain who averaged 32.7 points, 7.1 rebounds, 6.5 assists, 3.2 steals, and 2.0 blocks as a senior at Bellaire, where he played for coach Bruce Glover.

**PERSONAL** ★ Maxwell Evans...September 17, 1998...Son of Carlis and Sharon...Is a triplet with sisters Megan and Maya, who each play volleyball at Tennessee State...Also has an older brother Denzel, who is a running back at the University of Kansas...Undecided in major at Vanderbilt...Advice to young people: "Always work hard on what you want to achieve."

Willis' Overall Statistics at Vanderbilt																									
Year	GP	GS	Min	Avg	FG	FGA	Pct	3FG	3FGA	Pct	FT	FTA	Pct	Off	Def	Tot	Avg	PF	FO	Ast	TO	Blk	Stl	Pts	Avg
2016-17	35	12	614	17.5	62	142	.437	25	80	.313	32	51	.627	12	51	63	1.8	35	0	65	56	6	16	181	5.2
<b>TOTAL</b>	<b>35</b>	<b>12</b>	<b>614</b>	<b>17.5</b>	<b>62</b>	<b>142</b>	<b>.437</b>	<b>25</b>	<b>80</b>	<b>.313</b>	<b>32</b>	<b>51</b>	<b>.627</b>	<b>12</b>	<b>51</b>	<b>63</b>	<b>1.8</b>	<b>35</b>	<b>0</b>	<b>65</b>	<b>56</b>	<b>6</b>	<b>16</b>	<b>181</b>	<b>5.2</b>

Willis' SEC Statistics at Vanderbilt																									
Year	GP	GS	Min	Avg	FG	FGA	Pct	3FG	3FGA	Pct	FT	FTA	Pct	Off	Def	Tot	Avg	PF	FO	Ast	TO	Blk	Stl	Pts	Avg
2016-17	18	5	279	15.5	27	69	.391	12	40	.300	10	19	.526	1	23	24	1.3	20	0	26	25	3	10	76	4.2
<b>TOTAL</b>	<b>18</b>	<b>5</b>	<b>279</b>	<b>15.5</b>	<b>27</b>	<b>69</b>	<b>.391</b>	<b>12</b>	<b>40</b>	<b>.300</b>	<b>10</b>	<b>19</b>	<b>.526</b>	<b>1</b>	<b>23</b>	<b>24</b>	<b>1.3</b>	<b>20</b>	<b>0</b>	<b>26</b>	<b>25</b>	<b>3</b>	<b>10</b>	<b>76</b>	<b>4.2</b>



# PLAYER INFORMATION



## SABEN LEE

# 0

Freshman, Guard  
6'2" 174 lbs.  
Phoenix, Ariz.  
Corona Del Sol

**GENERAL** ★ 6'2 guard from Tempe, Ariz., who attended Corona Del Sol High School. Lee chose the Commodores over Louisville, Stanford, Florida State, and Nebraska.

**HIGH SCHOOL** ★ Averaged 22 points, five rebounds, four assists, three blocks, and three steals in his senior season at Corona Del Sol...First-team All-State selection as a junior and senior...Was a four-star prospect and the number 92-ranked player by Scout.com and the number 17 point guard by 247sports.com.

**PERSONAL** ★ Saben Anthonia Lee...June 23, 1999...Son of Anthony Lee and Lisa Austin and Natalie and Morris Williams...Has one sister Aubry...Plans to major in Mechanical Engineering...Advice to young people: "Have fun because at the next level it's all business."



## EJIKE OBINNA

# 50

Freshman, Forward/Center  
6'10" 234 lbs.  
Enugu, Nigeria  
Virginia Academy (Va.)

**GENERAL** ★ Obinna, a 6'9 center originally from Enugu, Nigeria, who attended the Virginia Academy in Ashburn, Va., was a four-star prospect by ESPN.com and Rivals.com, and was the 107th-ranked prospect in the class of 2017 by 247sports.com at end of his junior season. He was also named the Capital Beltway Defensive Player of the Year in his junior year.

**HIGH SCHOOL** ★ Averaged 16.6 points, 8.0 rebounds, 2.0 blocks, 1.0 steals, and 1.0 assists per game...Scored over 1,000 points in his career...First student at Virginia Academy to receive a full scholarship to a college academic institution...He chose the Commodores over Florida, Oklahoma, Clemson, and Virginia Tech.

**PERSONAL** ★ Ejiike Simon Obinna...December 14, 1999...Son of Caroline Ejiike...Has two brothers, Chomezie and Chinonso and three sisters, Ijeoma, Amaka, and Ipeoma...Plans to major in Human and Organizational Development...Advice to young people: "Work hard and believe in yourself."



## ISAIAH RICE

# 14

Freshman, Guard  
5'11" 189 lbs.  
Indianapolis, Ind.  
Park Tudor

**GENERAL** ★ Comes to Vanderbilt as a walk on after playing at Park Tudor High School in Indianapolis, Ind...His Park Tudor team won two state championships.

**HIGH SCHOOL** ★ Two-year captain who averaged 15.0 points, 3.0 assists, 2.0 rebounds, and 1.0 steals per game in hi senior season...Park Tudor teammates Trevon Bluiett (Xavier), Bryce Moore (Western Michigan), Jaren Jackson, Jr. (Michigan State), and Kobe Webster (Western Illinois).

**PERSONAL** ★ Isaiah Nelson Rice...March 6, 1999...Son of Derica and Robin Nelson Rice...Has two brothers, Solomon and Malachi...Plans to major in economics...Advice to young people: "Be yourself and be confident regardless of what others say."















# COACHES AND SUPPORT STAFF

## Bryce Drew, Head Coach



Bryce Drew became the ninth Commodore basketball coach of the modern era and 27th all-time in April 2016 when he was named the head coach of Vanderbilt basketball. Drew quickly made his mark on the Vanderbilt program by taking the Commodores to the NCAA Tournament in his first season, the first time a first-year coach at Vanderbilt has accomplished the feat.

In six years as a head coach at Vanderbilt and Valparaiso, Drew has advanced to the postseason five times with three NCAA Tournament bids, including the Commodores' appearance in 2017.

During Drew's inaugural season in Nashville, Vanderbilt notched five top-25 wins, six top-50 victories and 11 top-100 RPI wins, played the toughest overall strength of schedule and toughest nonconference schedule in the nation and became the only SEC team to sweep Florida, which went on to advance to the Elite Eight. The Commodores' six top-50 wins tied for second-most in the SEC with Florida, all while leading the conference in 3-point shooting, threes made per game and free-throw percentage. Drew mentored All-SEC First-Team selection Luke Kornet, who was also named the Commodores' first-ever SEC Scholar Athlete of the Year.

Prior to his arrival in Nashville, Drew brought an impressive basketball resume from all levels of the game after spending the previous five seasons as head coach at his alma mater, Valparaiso.

"Our goal was to identify a proven head coach capable of exciting Commodore Nation and perhaps most importantly, able to mirror Vanderbilt's values and aspirations," said Vanderbilt Director of Athletics David Williams. "With Bryce Drew we were able to check all those boxes. We are thrilled to welcome Coach Drew and his family to the Vanderbilt community and the great city of Nashville."

Drew, a three-time Horizon League Coach of the Year and two-time NABC District 12 Coach of the Year, averaged 25 wins a season at Valparaiso, won four regular season championships, and made four postseason appearances, two in the NCAA Tournament and two in the NIT, with the Crusaders.

In his five seasons at Valparaiso, Drew compiled a 124-49 overall record and in 2016,



### COACHING CAREER

2016-present ..... **Vanderbilt**, Head Coach  
2011-16 ..... **Valparaiso**, Head Coach  
2005-11 ..... **Valparaiso**, Asst. Coach

**Horizon League Coach of the Year**,  
2012, 2015, and 2016, **NABC District 12**  
**Coach of the Year**, 2015 and 2016

### PLAYING CAREER

1994-98 ..... **Valparaiso**  
1998-2000 ..... **Houston Rockets**  
2000-01 ..... **Chicago Bulls**  
2001-04 **Charlotte/New Orleans Hornets**  
2004-05 .... **Reggio Calabria (Italian Serie A)**  
..... **Pamesa Valencia (Spanish Liga ACB)**

### FAMILY

Wife, Tara; Son, Bryson (3)

### 2ND SEASON AT VANDERBILT

College

Valparaiso  
B.A., Sports Management, 1998

High School

Valparaiso (Ind.)



# COACHES AND SUPPORT STAFF

## Bryce Drew, Head Coach

led the Crusaders to a 30-7 overall record, the most wins in program history, and a berth in the NIT Finals at Madison Square Garden in New York City.

He also coached 15 All-Horizon League honorees, including one Horizon League Player of the Year in Ryan Broekhoff in 2012 and one player, Vashil Fernandez, who in 2015 and 2016 won the Horizon League's Defensive Player of the Year honor, the first player in the history of the league to win two of the awards.

Drew, the most decorated player in Valparaiso men's basketball history, spent the six seasons prior to his hiring as head coach in May of 2011 as a member of the Valparaiso coaching staff, helping the Crusaders win 102 games.

Valparaiso moved into the Horizon League in 2007-2008 and returned to the postseason with a trip to the College Basketball Invitational, where it won its first-round game at Washington. In his final season as associate head coach, he helped guide the Crusaders to 23 wins and a postseason berth in the CollegeInsider.com Tournament while receiving votes in the ESPN/USA Today Top 25 Coaches Poll for four consecutive weeks.

As a student-athlete, Drew cemented himself as the best player in Valparaiso men's basketball history. Drew, who arrived at Valpo after earning Indiana Mr. Basketball honors and being named Indiana Gatorade Player of the Year in 1994, began his career by garnering Mid-Continent Conference Newcomer of the Year and Mid-Con Tournament MVP honors as a freshman.

Drew, a four-time All-Conference honoree, shined during the conference tournaments, earning All-Tournament Team honors each of his four seasons and picking up three Mid-Continent Conference Tournament MVP awards. He was also twice decorated as Mid-Con Most Valuable Player, one of only four players to be so honored twice in their career. Drew's career culminated as a senior by being named a Third Team All-American by the Basketball Times. He led the Crusaders to four Mid-Continent Conference regular season championships, four tournament titles and three trips to the NCAA Tournament.

Drew, Valparaiso's career leader in points (2,142), three-point field goals (364) and assists (626), etched his name into the American consciousness in 1998 when he hit "The Shot" in the first round of the NCAA Tournament to beat Ole Miss. The play, in which Drew caught

Akron.....	1-0	Michigan State.....	0-1
Alabama.....	0-1	Middle Tennessee.....	0-1
Arizona.....	0-1	Milwaukee.....	9-2
Arkansas.....	1-1	Minnesota.....	0-1
Arkansas-Pine Bluff.....	1-0	Mississippi State.....	1-0
Auburn.....	1-0	Missouri.....	0-2
Ball State.....	2-1	Missouri State.....	2-0
Belmont.....	2-1	Murray State.....	3-0
Bethune-Cookman.....	1-0	Nebraska.....	0-1
Bowling Green.....	1-0	New Mexico.....	0-2
Bucknell.....	0-1	NIU.....	2-0
Butler.....	3-1	Norfolk State.....	1-0
BYU.....	1-0	North Park.....	1-0
Chattanooga.....	1-0	Northwestern.....	0-1
Chicago State.....	2-0	Northern Kentucky.....	2-0
Cincinnati Christian.....	1-0	Oakland.....	4-4
Cleveland State.....	9-2	Ohio.....	0-1
Columbia.....	0-1	Ohio State.....	0-1
Dayton.....	0-1	Ole Miss.....	0-1
Detroit.....	7-4	Oregon.....	0-1
Drake.....	1-0	Oregon State.....	1-0
Duquesne.....	1-0	Portland.....	1-0
East Tennessee State.....	1-1	Purdue Calumet.....	1-0
Eastern Kentucky.....	2-0	Rhode Island.....	1-0
Evansville.....	0-1	Saint Louis.....	0-2
Florida.....	3-0	Saint Mary's.....	1-0
Florida State.....	1-0	Santa Clara.....	1-0
George Washington.....	0-1	South Carolina.....	1-0
Georgia.....	0-1	Southeastern U.....	1-0
Georgia Southern.....	2-0	Tennessee.....	1-1
Goshen.....	1-0	Tennessee State.....	1-0
Green Bay.....	9-4	Texas A&M.....	3-0
High Point.....	1-0	Texas Southern.....	1-0
Holy Cross (Ind.).....	1-0	Trinity Christian.....	1-0
Illinois.....	0-1	Trinity International.....	1-0
Indiana State.....	1-0	UCF.....	1-1
Iona.....	1-0	UIC.....	11-0
Iowa State.....	1-0	Wright State.....	6-5
IPFW.....	3-1	Youngstown State.....	8-2
IU Kokomo.....	2-0	<b>Cumulative.....</b>	<b>143-65</b>
IU South Bend.....	1-0	<b>Conference.....</b>	<b>75-27</b>
IUPUI.....	1-1	<b>Season Openers.....</b>	<b>4-2</b>
James Madison.....	2-0	<b>AP Top 25.....</b>	<b>4-8</b>
Kent State.....	1-0	<b>Overtime Games.....</b>	<b>5-3</b>
Kentucky.....	0-2	<b>Conference Tournament.....</b>	<b>8-4</b>
Loyola (IL).....	3-1	<b>NIT Tournament.....</b>	<b>4-2</b>
Loyola Marymount.....	1-1	<b>NCAA Tournament.....</b>	<b>0-3</b>
LSU.....	1-0	<b>CollegeInsider.com.....</b>	<b>0-1</b>
Maine.....	1-0	<b>SEC Teams.....</b>	<b>10-9</b>
Marquette.....	0-1	<b>Home Games.....</b>	<b>85-18</b>
Maryland.....	0-1	<b>Away Games.....</b>	<b>48-37</b>
Mercer.....	0-1	<b>Neutral Site.....</b>	<b>10-10</b>
Miami (FL).....	0-1		



# COACHES AND SUPPORT STAFF

## Bryce Drew, Head Coach

a tip pass from teammate Bill Jenkins off a full-court feed from Jamie Sykes, won him an ESPY award and gave Valparaiso its first NCAA Tournament win in school history, propelling the Crusaders to the Sweet Sixteen.

Drew also excelled internationally during his time on the court with the Crusaders, playing for the gold-medal winning Team USA at the World University Games in 1997. Following his collegiate career, Drew again made school history when the Houston Rockets drafted him with the 16th pick in the 1998 NBA Draft, the first time a Crusader had been chosen in the first round.

His NBA career lasted six seasons with the Rockets, Chicago Bulls, and Charlotte and New Orleans Hornets, with his best season coming in 2000-2001 when he started 41 games for the Bulls, averaging 6.3 points and 3.9 assists per game. A prolific shooter, Drew set a Hornet record when he connected on nine consecutive three-point attempts. He competed in the postseason twice as a pro, with Houston in 1999 and with Charlotte in 2002.

Over the course of his NBA career, Drew scored over 1,000 points and made 37% of his three-point attempts. In 1999, he was honored by the NBA with the Henry P. Iba Citizen Athlete Award for sportsmanship. Drew played alongside 12 NBA All-Stars during his time in the NBA, including three players who were named among the Top 50 NBA Players of All Time.

He also played under a quintet of head coaches who have combined for five NBA Championship rings. Following his six seasons in the NBA, Drew played professionally overseas for a season, playing for Reggio Calabria (Italian Serie A) and Pamesa Valencia (Spanish Liga ACB) before returning to the States to join the Crusader coaching staff.

Drew is twice a member of the Valparaiso University Hall of Fame, as he was inducted as an individual in 2003 and as part of the 1997-1998 Sweet Sixteen team in 2009. He also has been honored as one of the 150 most influential people in Valparaiso University's 150 years.

Drew graduated from Valparaiso in 1998 with a bachelor's degree in sports management and a minor in business. He and his wife Tara have one son, Bryson, age three.

DREW'S RECORD THROUGH THE YEARS					
Year	School	Position	W-L	Conf.	Postseason
2017	Vanderbilt	Head Coach	19-16	10-8	NCAA First Round
2016	Valparaiso	Head Coach	30-7	16-2	NIT Finals
2015	Valparaiso	Head Coach	28-6	13-3	NCAA Second Round
2014	Valparaiso	Head Coach	18-16	9-7	CollegelInsider.com First Round
2013	Valparaiso	Head Coach	26-8	13-3	NCAA Second Round
2012	Valparaiso	Head Coach	22-12	14-4	NIT First Round
2011	Valparaiso	Assistant Coach	23-12	12-6	CollegelInsider.com First Round
2010	Valparaiso	Assistant Coach	15-17	10-8	-
2009	Valparaiso	Assistant Coach	9-22	5-13	-
2008	Valparaiso	Assistant Coach	22-14	9-9	College Basketball Invite 2nd Rd.
2007	Valparaiso	Assistant Coach	16-15	9-5	-
2006	Valparaiso	Assistant Coach	17-12	8-8	-
2005	Valencia (Spain)	Player	38-14		Champions League Second Round
2004	New Orleans (NBA)	Player	41-41		East 1st round
2003	New Orleans (NBA)	Player	47-35		East 1st round
2002	Charlotte (NBA)	Player	44-38		East Semifinals
2001	Chicago (NBA)	Player	15-67		-
2000	Houston (NBA)	Player	34-48		-
1999	Houston (NBA)	Player	31-19		West 1st round
1998	Valparaiso	Player	23-10	13-3	NCAA Regional Semifinals
1997	Valparaiso	Player	24-7	13-3	NCAA First Round
1996	Valparaiso	Player	22-10	13-5	NCAA First Round
1995	Valparaiso	Player	20-8	14-4	-
<b>Head Coach Totals</b>			<b>143-65</b>	<b>75-27</b>	
<b>Totals at Vanderbilt (Head Coach)</b>			<b>19-16</b>	<b>10-8</b>	
<b>Totals at Valparaiso (Head Coach)</b>			<b>124-49</b>	<b>65-19</b>	
<b>Totals at Valparaiso (Assistant)</b>			<b>102-92</b>	<b>53-49</b>	
<b>Totals at Valparaiso (playing)</b>			<b>89-35</b>	<b>53-15</b>	
<b>Totals as NBA Player</b>			<b>212-248</b>		





# COACHES AND SUPPORT STAFF

## Roger Powell, Jr., Associate Head Coach, 2nd Season, Illinois ('05)



### THE POWELL, JR., FILE

#### High School

Joliet West (Ill.)

#### College

Illinois (2001-05)

Valparaiso (2016)

#### Education

B.A., Speech Communications, 2005

Masters in Sports Administration, 2016

#### Playing Experience

2001-05 - Illinois

2005-06 - Rockford Lightning (CBA)

2006 - Utah Jazz (NBA)

2006-07 - Arkansas Rimrockers (D-League)

2007-08 - Siviglia Wear Teramo (Italy)

2008-09 - Hapoel Jerusalem (Israel)

2009-2010 - Murcia (Spain)

2010 - JDA Dijon (France)

2010-11 - Skyliners Frankfurt (Germany)

#### Coaching Experience

2016-present - Vanderbilt  
Associate Head Coach

2011-16 (5 years) - Valparaiso  
Assistant Coach

#### Hometown

Joliet, Ill.

#### Family

Wife, Tara, daughter Bria (6), son  
Liam (3)

Former University of Illinois standout and Valparaiso assistant basketball coach Roger Powell, Jr., joined the Vanderbilt basketball staff as associate head coach in April of 2016 after a successful five-year stint with current Commodore head coach Bryce Drew at Valparaiso.

“Coach Powell is a former NBA player who brings great energy to the program,” said Drew. “He is fantastic on the floor with the players and does a tremendous job on the road recruiting with players being drawn to his positive personality. After coaching with Roger for the last five years, I am very happy he is at Vanderbilt.”

2016-17 marked Powell’s sixth consecutive trip to the postseason when the Commodores advanced to the NCAA Tournament in head coach Bryce Drew’s first season on West End. Prior to his arrival with the Commodores, his stint at Valparaiso produced two trips to the NCAA Tournament, two to the Postseason NIT and one to the CIT.

Powell helped lead the Crusaders to 122 wins in his five seasons as a member of the Crusader coaching staff, including 28 victories in 2014-2015 and a school-record 30 wins in 2015-16. Valpo captured the Horizon League regular season title in four of his first five seasons, while the Crusaders’ 2012-2013 and 2014-2015 squads also won the Horizon League tournament championship. Powell was named the top assistant coach in the Horizon League by Next Up Recruits in the summer of 2013.

With the Commodores, Powell works with both the post and perimeter players in skill development. He is also heavily involved with Vanderbilt’s recruiting efforts.

In the summer of 2013, Powell served as head coach of an Athletes in Action team which toured Lithuania, and in the summer of 2015, he led an AIA team as head coach on a tour of Poland.

“I am extremely excited and blessed to be a part of Vanderbilt University,” said Powell, Jr. “The program has everything I could have hoped for and more in a university. Vanderbilt University has outstanding academics, a great basketball tradition and is located in a truly amazing city. I look forward to being a part of the staff that will help continue to elevate this program to the next level.”

A three-year starter for the Illini, Powell earned Honorable Mention All-Big Ten recognition in each of his final two seasons after being named to the Big Ten All-Tournament Team as a sophomore. Powell helped Illinois to three Big Ten regular season titles and a pair of Big Ten tournament championships during his time with the Illini, as well as berths in the Sweet 16 of the NCAA Tournament in 2002-2003 and 2003-2004.

Powell’s career at Illinois culminated in his senior year of 2004-2005, when he started all 39 games that season for the Illini, averaging career bests of 12.0 points and 5.7 rebounds per game. Powell helped Illinois to the most successful season in program history, as the Illini won 29 straight games to open the season en route to finishing 37-2, spent most of the season ranked #1 in the nation and advanced to the national championship game of the NCAA Tournament. Powell closed his four-year Illinois career with 1,178 points, among the top-30 scorers in Illini history, and 531 rebounds.

Following his collegiate career, Powell earned a spot in the Seattle SuperSonics training camp before eventually playing the 2005-2006 season for the Rockford Lightning of the CBA, where he earned CBA Rookie of the Year accolades. He then made the roster of the Utah Jazz for the 2006-2007 NBA season and spent the first half of the season with the Jazz before joining the Arkansas Rimrockers of the NBDL. Powell concluded the 2007 season with the Rimrockers, leading the NBDL with 22.3 points per game and earning the league’s Jason Collier Sportsmanship Award, which is awarded to the player who best represents the ideals of character and conduct on and off the court.

Powell spent time in the training camp of the Chicago Bulls in both 2008 and 2010, and spent much of his last four years playing professionally abroad. He played in the top leagues in Italy (Teramo Basket), Israel (Hapoel Jerusalem), Spain (CB Murcia) and France (JDA Dijon). In his final professional season, Powell played for the Deutsche Bank Skyliners of the Basketball Bundesliga in Germany, where he helped the Skyliners to a second-place regular season finish and a berth in the league semifinals.

Off the court, Powell founded RPJ Ministries Organization, which mentors and trains young leaders to be Godly examples on their sports team and school campuses. He also founded Integrity Sports Corporation, a company focused on building basketball skills and integrity of high school and junior high athletes. Powell is a 2005 graduate of the University of Illinois - Urbana-Champaign with a degree in speech communications, and also received his master’s degree in Sports Administration from Valparaiso University in 2016. While also at Valpo, he received a certificate in Sports Media.

Powell and his wife, Tara, have a daughter, Bria (6), and a son, Liam (3).





# COACHES AND SUPPORT STAFF

## Jake Diebler, Assistant Coach, 2nd Season, Valparaiso ('09)



### THE DIEBLER FILE

#### High School

Upper Sandusky (Ohio)

#### College

Valparaiso (2005-09)

Valparaiso (2010-11)

#### Education

B.A., Marketing, 2009;

Masters in Business Administration, 2011

#### Playing Experience

2005-09 - Valparaiso

#### Coaching Experience

2016-present - Vanderbilt  
Assistant Coach

2013-2016 (3 years) - Ohio State  
Video Coordinator

2011-2013 (2 years) - Valparaiso  
Assistant Coach

2010-2011 (1 year) - Valparaiso  
Director of Operations

2009-2010 (1 year) - Valparaiso  
- Student Assistant

#### Hometown

Upper Sandusky, Ohio

#### Family

Wife, Jordyn

Jake Diebler joined the Vanderbilt coaching staff as an assistant coach in April of 2016 after spending three years as the video coordinator for Ohio State basketball and the previous two seasons as an assistant coach on Bryce Drew's staff at Valparaiso, where he helped Drew and the Crusaders to Horizon League regular season titles in 2012 and 2013. "Coach Diebler has great experience in basketball well beyond his age," said Drew. "The son of a coach, he has a passion for the game and in improving others, which our perimeter players will benefit from."

While at Ohio State, Diebler helped the Buckeyes advance to two NCAA Tournaments and also helped mentor the National Defensive Player of the Year in 2014, Aaron Craft, and the 2nd overall pick in 2015 NBA Draft and 2015 first-team All-American, D'Angelo Russell. In the offseasons in Columbus, Diebler would train Craft, Russell, Evan Turner, Mike Conley, Jared Sullinger, Greg Oden, his brother Jon Diebler, Deshaun Thomas, Byron Mullins, and others in on-the-court workouts.

Prior to his stint with the Buckeyes, Diebler coached at Valparaiso with Bryce Drew, where he was part of a staff which helped lead Valparaiso to 22 wins and the regular-season championship in 2012, the first by Valpo since joining the Horizon League. Diebler also helped the Crusaders to a berth in the 2012 Postseason National Invitational Tournament. In the 2012-13 season, the Crusaders posted a 26-8 overall record, won the Horizon League regular season championship for consecutive years, and a berth in the 2013 NCAA Tournament.

Diebler served as director of basketball operations during the 2010-11 season, helping the Crusaders to a 23-win season, finishing just one game out of the regular-season title, and a berth in the CollegeInsider.com Tournament. As a student assistant in 2009-10, Diebler helped guide the Crusaders to 15 wins and a fourth-place finish in the Horizon League standings.

Known as one of the Crusaders' hardest-working players on both ends of the court during his time as a player, Diebler set a Valpo Division I record by starting each and every one of the Crusaders' 98 games over the final three seasons of his career. He also had a string of 278-consecutive minutes played over seven games in the final half of his senior season, believed to be a Valpo record as well.

Diebler ranked among the Horizon League Top 10 in a trio of categories as a senior, finishing fourth in minutes played (33.8/game), sixth in 3-pointers made (1.8/game) and eighth in steals (1.3/game). He finished his Crusader career 10th in Valpo history with 130 career steals and 16th all-time at Valpo with 229 career assists. He also holds the all-time Ohio high school career records in assists and steals.

Also a standout in the classroom, Diebler earned Academic All-League honors and Horizon League Academic Honor Roll mention during his career, as well as being named to the NABC Honors Court. Diebler graduated with a bachelor's degree in marketing from Valparaiso in May 2009 and with an MBA in 2011. His brother Jon, played for the Buckeyes from 2008-11, and is the Big Ten All-time leader in made threes and the all-time leading scorer in Ohio High School basketball history. Jon was also the 51st pick in 2011 NBA Draft.

Coaching runs in the family for Diebler. His father Keith, coached high school basketball in the state of Ohio for almost 40 years, while his older brother Jeremiah coached high school basketball as well.

Diebler was recently married to his wife Jordyn in August of 2016.





# COACHES AND SUPPORT STAFF

## Casey Shaw, Assistant Coach, 2nd Season, Toledo ('98)



### THE SHAW FILE

#### High School

Lebanon (Ohio)

#### College

Toledo (1994-98)

Moody Theological Seminary (2009-11)

Northwestern University School of Continuing and Professional Education (2011-12)

#### Education

B.A., Education, 1997; Master in Biblical Studies, 2011; Certified Financial Planner Certification (2012)

#### Coaching Experience

1994-98 - Toledo

1999 - Philadelphia 76ers

1999-00 - Tisettanta Cantu (Italy)

2000-01 - Telit Trieste (Italy)

2001 - Wurth Roma (Italy)

2001-02 - Armani Jeans Milano (Italy)

2002 - Sacramento Kings

2004-05 - Eurofiditalia R. Calabria (Italy)

2005-06 - Caja Banca (Spain)

2006-07 - Tisettanta Cantu (Italy)

2007-08 - Armani Jeans Milano (Italy)

2008-10 - Scavolini Spar Pesaro (Italy)

2010-11 - Banca Tercas Teramo (Italy)

#### Hometown

Lebanon, Ohio

#### Family

Wife, Dana, Anna (16), Isaiah (15), Caleb (14), and Luke (11)

Casey Shaw joined the Vanderbilt basketball staff in April of 2016 as an assistant coach after a successful playing career as a professional athlete in the NBA/FIBA and as a student-athlete at the University of Toledo.

“Coach Shaw is a former NBA draft pick who has a wealth of experience and knowledge from his playing career and through the relationships he has made in the NBA,” said Drew. “Being 6’10, he will be outstanding in working with our post players and developing them.”

Shaw’s wealth of basketball experience began in 1998 when he was drafted by the Philadelphia 76ers with the 37th overall pick after a stellar four-year career at Toledo, where he ranks sixth all-time with 1,562 points and fifth with 871 rebounds. He also ranks second in Toledo history with 107 blocked shots and sixth in field goal percentage (.546). He was named second team All-MAC in 1996-97 and 1997-98, and made the MAC All-Freshman team in 1994-95. He also was an outstanding student, earning third-team Academic All-America honors as a senior in 1997-98, and making the Academic All-MAC team in his junior and senior seasons.

After a stint in the NBA, Shaw began what became an 11-year international professional career in 1999 with stops in the Italian and Spanish leagues along the way.

“Having the opportunity to play professional basketball for 13 seasons was a dream come true and I am thankful that I can now use all those years of experience to be a better coach for players who hope to realize that same dream after their Vanderbilt playing days are over,” said Shaw.

Prior to his arrival in Nashville, Shaw worked at Balasa Dinverno Foltz, LLC, in Chicago, where he served as the Director of the Professional Athlete Service Team, providing business, career, and investment guidance to professional athletes. He is also a member of the National Board of Directors for the NBA Retired Players Association, which assists NBA players in their transition from playing to life after the game.

On the court, Shaw was the Director and Head Coach of the Athletes in Action Basketball Camp from 2003-2010, served as a Global All-Star Challenge Head Coach in 2012, and coached the Midwest Elite AAU team in Merrillville, Ind., in 2013 and the 180 Elite AAU team out of Chicago from 2015-16. In addition, he served as a National Basketball Developmental League Tryouts Coach and was a member of the NBA Assistant Coaches Program in 2014.

Shaw graduated with an undergraduate degree in Physical Education, from the University of Toledo, in 1997, and a Master’s degree in Biblical Studies from the Moody Graduate School in Chicago, Ill., in 2011. He also graduated from the Northwestern University School of Continuing and Professional Education to become a Certified Financial Planner in 2012.

Shaw and his wife, Dana, have four children, Anna (16), Isaiah (15), Caleb (14), and Luke (11).





# COACHES AND SUPPORT STAFF

## Artie Culver, Director of Recruiting and Player Personnel, 1st Season, Rice ('03)



### THE CULVER FILE

#### High School

Longview (Texas)

#### College

Rice (2003-06)

#### Education

B.A., Mathematics, 2006

M.A., Mathematics, 2008

#### Playing Experience

2003-06 - Rice

#### Coaching Experience

2017-present - Vanderbilt Director of Recruiting and Player Personnel

2016-17 - Covenant College Head Coach

2014-16 - Wheaton College Assistant Coach

2013-14 - Texas A&M Corpus Christi - Video Coordinator

2012-13 - Kinkaid High School Assistant Coach

2011-12 - Rosehill Christian Head Coach

#### Hometown

Houston, Texas

#### Family

Wife, Julia, sons Teddy and Aaron, daughter Annie

Vanderbilt head men's basketball coach Bryce Drew has announced the hiring of Arte Culver as the Director of Recruiting and Player Personnel for Commodore Basketball. Culver comes to Vanderbilt after spending the 2016-17 season as the head coach of Covenant College, a Division III program in Lookout Mountain, Tenn.

"I have known Arte for many years and have always been impressed with his professionalism and passion for helping young men," said Drew. "Being a former head coach, he understands the vital importance of every aspect of a college basketball program. We look forward to him being a Commodore."

Culver led the Scots to their second consecutive winning season in 2016-17 and the most by a first-year head coach at Covenant with a 14-12 overall mark, which included a win over then number-15 ranked Emory. Culver coached one All-USA South player (Patjo Twagirayezu) and a three-time USA South Rookie of the Week winner (Caleb Haynes) in 2016-17, and his team was also awarded the USA South Team Sportsmanship Award, the second straight year Covenant earned the honor in men's basketball.

"I am honored and blessed to join Coach Drew and the basketball staff at Vanderbilt," said Culver. "The opportunity to work with a great staff at an institution that competes at the highest level academically and on the basketball floor is one I don't take for granted. I've worked in a variety of roles on different college basketball staffs, and I am confident that I'll be able to use my experiences to help Vanderbilt Basketball continue to grow. Vanderbilt Basketball has a rich tradition, and I look forward to being part of it for years to come."

Culver came to Covenant after spending two seasons as an assistant coach at Wheaton (Ill.) College under head coach Mike Schauer. At Wheaton, Culver assisted in all areas of the program and served as the recruiting coordinator. Prior to Wheaton, Culver spent one year as the scholastic coordinator and video coordinator at NCAA Division I member Texas A&M-Corpus Christi. In his duties at Texas A&M-Corpus Christi, Culver oversaw all academic aspects of the men's basketball program and coordinated video scouting.

Prior to his tenure at Texas A&M-Corpus Christi, Culver served one year as an assistant basketball coach and math teacher at The Kinkaid School in Houston, Texas. Culver also served one year as the head varsity basketball coach at Rosehill Christian School in Tomball, Texas, while teaching algebra and geometry classes.

Culver is a 2006 graduate of Rice University, earning a degree in Mathematics. A walk-on with the Owls, Culver was a three-year letterwinner for the Rice men's basketball team and was a member of a class that set the program record for most victories during a four-year period with 73. During his playing career, Rice made two National Invitation Tournament (NIT) appearances. Additionally, Culver was a four-time scholar athlete at Rice and a two-time Arthur Ashe Scholar during his career. He earned a Master of Arts in Teaching degree in Mathematics from Rice in 2008, while serving as a graduate assistant and video coordinator for the Owls basketball program.

Culver and his wife, Julia, have three children: Teddy, Aaron and Annie.



# COACHES AND SUPPORT STAFF

## Luke Simons, Director of Scouting, 2nd Season, Purdue ('10)



### THE SIMONS FILE

**High School**

Shelbyville (Ind.)

**College**

Purdue (2001-06)

**Hometown**

Shelbyville, Ind.

Luke Simons joined the Commodores in April of 2016 as the Director of Scouting after spending one season with Bryce Drew at Valparaiso as the Director of Operations, where he helped the Crusaders to a single-season win record, a Horizon League championship, and a postseason NIT finals appearance.

“Luke has a very good background in scouting from his previous positions,” said Drew. “He is extremely organized and efficient while handling big workloads.”

Before beginning his tenure with Drew in 2015 at Valparaiso, Simons spent nearly a decade working with Athletes in Action as an international team director and coach, as well as a regional coordinator. In his time with AIA, Simons helped assemble and direct multiple international competitive tours throughout Europe and Asia. He also created Captains Camp, an AIA leadership initiative to serve influencers in basketball.

Outside of AIA, Simons served as director of operations for the USA team at the last three World University Games and helped found the International Basketball Coaches Experience, held annually at the NCAA Final Four. He also brings a good deal of coaching experience with him, having worked as an assistant coach and director of player development for the Mongolian national team – which he helped lead to the final round of 2015 Asian Games – since 2012. Simons also previously spent one season as interim head coach at Black Hawk College and five years as an assistant coach at West Lafayette H.S.

## Jeremy Anderson, Strength and Conditioning, 2nd Season, Liberty ('11)



### THE ANDERSON FILE

**High School**

Warren Central (Kentucky)

**College**

Liberty (2008-2011)

Virginia (2011-2013)

**Hometown**

Bowling Green, Ky.

Jeremy Anderson joined the Vanderbilt men’s basketball staff as the team’s strength and conditioning coach in June of 2016 after spending the previous two seasons as the men’s basketball strength and conditioning coach at the University of New Mexico.

“Jeremy comes highly recommended and will be a great asset to our program,” said Vanderbilt head coach Bryce Drew. “He is extremely knowledgeable and has a passion to get players better.”

While with the Lobos, Anderson helped mentor two New Mexico players, Elijah Brown and Tim Williams, to all Mountain West Honors in 2015-16, and in his first season with the program in 2014-15, he helped the Lobos post one of their best defensive scoring seasons in three decades by holding opponents to just 60.2 points per game. It was the second lowest points allowed average since the 1983-84 season with the 2011-12 Lobos holding opponents to 59.3 points per game.

“I am excited and blessed to join Coach Drew and the Men’s Basketball program, and to be a part of such a high caliber staff,” said Anderson. “Vanderbilt University is an extremely special place, with outstanding academics and rich basketball tradition in a great city. I am eager to utilize my experience to better prepare our basketball student-athletes for their experiences in the Southeastern Conference and beyond.”

Prior to his stint at New Mexico, he spent three seasons at the University of Virginia assisting with the men’s and women’s basketball programs. He joined the Cavaliers for the 2011-12 season as a graduate assistant before being promoted to assistant strength and conditioning coach. He moved to Charlottesville after a three-month stint as a strength and conditioning intern at his alma mater, Liberty University.

Anderson played guard for the Liberty Flames from 2007 to 2011. Team captain his last two seasons at Liberty, he graduated summa cum laude with a 4.0 cumulative grade point average. He was also a member of the 2007-08 Big South Conference All-Freshmen Team.

A native of Bowling Green, Kentucky, Anderson earned his Bachelor of Science in Kinesiology and Exercise Science from Liberty University in 2011. He graduated from Virginia with a Master’s degree in Kinesiology and Exercise Physiology in 2013.



# COACHES AND SUPPORT STAFF

## Matt Olinger, Director of Basketball Operations, 2nd Season, Liberty ('07)



### THE OLINGER FILE

#### High School

Bethesda Christian School (Ind.)

#### College

Liberty (2003-07)

#### Hometown

Brownsburg, Ind.

Matt Olinger enters his second season as the Director of Basketball Operations at Vanderbilt after 11 seasons on the Liberty University basketball staff. Olinger spent his last eight seasons at Liberty on the coaching staff, and served in various other capacities that include assistant coach, director of basketball operations and graduate manager while being a part of two NCAA Tournament appearances in 2004 and 2013.

Olinger worked his way up the ranks of the program with the Flames, beginning with serving as manager and head manager during his undergraduate studies at Liberty. Understanding the time, energy, and work that goes into building a successful program, Olinger became a valuable asset to the Flames.

Olinger first joined the coaching staff in 2008 as the director of basketball operations under then head coach Ritchie McKay. During the 2008-09 season, the Flames garnered their first 20 win season since 1991 and also their first postseason appearance since the 2004 NCAA Tournament in the College Insider Tournament.

Olinger served as an interim assistant coach during the spring of 2008 and the spring and summer of 2009. In the fall of 2011, Olinger was promoted to assistant coach where he served until the 2013 season. During his time as assistant coach, Olinger's responsibilities included post player development, individual workouts, opponent scouting and recruiting.

A 2007 graduate of Liberty with a degree in Sport Management, Olinger went on to receive his MBA in 2011. He is married to the former Kathryn Farris and they have two sons, Preston and Beckett.

## Brock Williams, Asst. Vice Chancellor, 12th Season, North Carolina ('79)



A 34-year veteran at Vanderbilt University, the Assistant Vice Chancellor for men's basketball is in his 12th year as Director of Sport Operations for men's basketball. Williams' sports duties include day-to-day operations, budget control, department staffing and alumni relations.

Previously, Williams worked many years as Associate Dean of Residential and Judicial Affairs at Vanderbilt.

A 1979 graduate of North Carolina, Williams earned his master's degree from Vanderbilt in 1984.

Williams and his wife Andrea, have three children: Corbin (25), Carolina Grace (22) and Christian (19).



# SUPPORT STAFF

## Max-Maurice Martin, Academic Counselor, 15th Season, S.C. State ('91)



Max-Maurice Martin is in his second season with Vanderbilt basketball, but his first since 2009-10, and his 15th overall with the Commodores. Martin has worked with women's track and field, women's cross country, men's cross country, football, and lacrosse during his tenure at Vanderbilt.

Martin received his bachelor of science in criminal justice in 1991 from South Carolina State University and a master's degree in criminal justice from Tennessee State in 1997.

Prior to his arrival at Vanderbilt, Martin served as a crisis counselor for The OASIS Center in Nashville for five years.

Originally from Charleston, South Carolina, Martin resides in Nashville with his wife Kimberly and son, Mason.

---

## Shannon Gordon, Athletic Trainer, 12th Season, Indiana State ('93)



Shannon Gordon is in his 11th season as the athletic trainer for Commodore men's basketball and 12th at Vanderbilt. He worked with the nationally ranked VU baseball team in 2006-07.

Gordon came to Nashville after working as an athletic trainer at Ohio University. He worked closely with the men's basketball team as well as the football and women's soccer squads.

This is his second stint in Nashville as he served as outreach coordinator for high school athletic training programs through Columbia Sports Medicine from 1994-99. He also worked with the Nashville Kats of the Arena Football League from 1997-99.

Gordon has a bachelor's degree in physical education with an emphasis on athletic training from Indiana State in 1992. He earned his master's degree in kinesiology/athletic training from Indiana and is currently pursuing his PhD.

He is the proud father of Landon Cole, who was born on February 8, 2012.

---

## Debbie Green, Administrative Assistant, 21st Season



Debbie Green, a 21-year veteran of the Vanderbilt athletic department, serves as the program's administrative assistant.

Green is in her sixth season as administrative assistant after working as the assistant director of ticketing in the Commodore Ticket Office for 15 years.

A native of Franklin, Tenn., Green is in charge of the day-to-day duties of the basketball office.

Debbie and her husband Houston are the proud parents of Angie Beasley and Tiffany Fisher, and grandparents of Maggie Beasley, Maddox Fisher, and Brady Fisher.



# UNIVERSITY ADMINISTRATION

## Nicholas S. Zeppos, Chancellor



Vanderbilt Chancellor Nicholas S. Zeppos continues to demonstrate his appreciation for and commitment to the University's athletic program in a variety of ways.

For the ninth time since becoming Chancellor in 2008, Zeppos will put on his running shoes to lead the freshman class through the Vanderbilt Stadium tunnel and across Dudley Field in the Anchor Dash, moments before the Commodores kick off their home opener on September 9, 2017.

His active role in Southeastern Conference leadership and regulatory issues and his vocal support of college athletics becoming more diverse and inclusive are just two examples of how Zeppos' influence has been felt far beyond the Nashville campus.

Zeppos has taken a keen interest in athletics at Vanderbilt throughout his tenure at the University which spans more than two decades. "I don't call the plays or throw the passes," Zeppos said. "I'm here simply trying to do whatever I can to support all of the talented people who do these things."

In the spring of 2016 Zeppos displayed that support yet again during the hiring of two of the nation's most dynamic and sought after basketball coaches, Bryce Drew and Stephanie White, to lead the Commodores' men's and women's respective basketball programs.

Prior to that, he worked hand-in-hand with Vice Chancellor and Athletics Director David Williams II to lure Derek Mason away from Stanford University to lead the Vanderbilt football program. That effort is yielding big dividends on West End, as Mason enters his fourth straight season seeking even more victories.

Zeppos previously endorsed an athletics capital improvement plan that has surpassed \$60 million, orchestrating efforts to improve the student experience for athletes and assist with recruiting.

"One thing I consider the ultimate compliment is when a coach calls me and says, 'I've got a couple of recruits here. Could you meet them?'" Zeppos has said.

Zeppos previously served as president of the Southeastern Conference and continues to be an important voice within the SEC where his legal expertise and commitment to fairness, student-athlete welfare, and diversity have been on display for nearly a decade. He played a key role in the extensive SEC commissioner search while serving as chair of the SEC Executive Committee of presidents and chancellors and in March 2015, he introduced Greg Sankey as the choice to replace Mike Slive as league commissioner.

A distinguished legal scholar, teacher and executive, Zeppos served from 2002 to February 2008 as Vanderbilt's chief academic officer, overseeing the University's undergraduate, graduate, and professional education programs as well as research efforts in liberal arts and sciences, engineering, music, education, business, law and divinity. As provost and vice chancellor, he chaired Vanderbilt's budgeting and capital planning council and led all fundraising and alumni relations efforts across the institution, in addition to overseeing the dean of students and dean of admissions.

Zeppos has led a number of important initiatives at Vanderbilt, including the planning process for The Ingram Commons, a landmark transformation of the first-year experience; Warren and Moore colleges for upperclassmen; and Vanderbilt Barnard College, the next phase of the university's unique living-learning residential college system currently under construction on the original campus. Other key advancements include restructuring of the institution to split out clinical health care operations into a new corporate entity; the Academic Strategic Planning Group; innovative efforts in undergraduate admissions and financial aid; and the development of new programs in Jewish studies, law and economics and genetics. In February of 2016, Zeppos was honored by Insight Into Diversity magazine for his commitment to diversity and inclusion with its national Giving Back Award.

In a bold move to strengthen Vanderbilt's commitment to admitting undergraduates on the basis of accomplishment and achievement, rather than their ability to pay, Zeppos significantly expanded the financial aid program in 2009. By replacing undergraduate, need-based loans with grant and scholarship assistance, the University opened its doors wider to highly talented and qualified students of all economic, cultural and geographical backgrounds. The expanded aid program is funded by a combination of strategic budget allocations and gifts from thousands of generous donors to the current Opportunity Vanderbilt campaign.

Zeppos was recognized with five teaching awards at the law school before serving as an associate dean, associate provost, and provost and vice chancellor for academic affairs. He served as interim chancellor for eight months prior to being formally appointed as Vanderbilt's eighth chancellor on March 1, 2008.

The Chancellor is a member of the Knight Commission on Intercollegiate Athletics and serves on a number of institutions' Board of Directors: Association of American Universities, Foundation for Educational Exchange Between Canada and the United States of America (Fulbright Canada), Mary Parrish Center, Conexión



Américas, and Vanderbilt University Medical Center. He also recently served as co-chair of the United States Senate-appointed Task Force on Government Regulation of Higher Education.

From 1982 to 1987, Zeppos practiced law in Washington, DC, at the United States Department of Justice and at Wilmer, Cutler & Pickering, specializing in appellate litigation involving complex regulatory, statutory and constitutional matters.

A Milwaukee native, Zeppos is a 1979 magna cum laude graduate of the University of Wisconsin Law School, where he served as editor-in-chief of the Wisconsin Law Review and was selected as the outstanding graduate of his class. He studied history during his undergraduate years at the university and was a 1976 Phi Beta Kappa graduate.


He is married to Lydia A. Howarth, an accomplished editor. They have two sons, Benjamin and Nicholas.





# UNIVERSITY ADMINISTRATION

## David Williams II, Director of Athletics



Vanderbilt Director of Athletics David Williams II ranks among the university's most prominent leaders.

Aside from his role in McGugin Center, Williams is Vice-Chancellor for University Affairs and Athletics as well as a tenured professor at the University's nationally ranked law school. He continues to teach at the Law School where he conducts courses on Taxation and Education as well as Sports Law. He is also an active participant in the SEC and NCAA in matters of negotiations, reforms, enforcements and planning. Williams is a frequent speaker on collegiate athletics, including recent appearances at Harvard and Arizona State law schools and as keynote speaker at the Black Male Student Athlete Summit.

Since adding athletics to his multiple titles and responsibilities in 2002, Vanderbilt has seen its athletic department and individual programs recognized as being among the nation's most innovative and successful. The 2016-17 academic year may have been one of the best yet under Williams' leadership.

Eight Vanderbilt teams reached NCAA postseason competition, including an SEC regular season and tournament title and a third straight Final Four appearance by the 2015 NCAA national champion women's tennis. Men's golf won its first SEC Championship and claimed a spot in the Final Four for the first time in program history. Vanderbilt baseball reached the NCAA tournament for the 12th straight season – the longest active streak in the SEC – and reached an NCAA Super Regional for the fourth time in five years. Meanwhile, women's bowling finished third at the NCAA Championships and second consecutive Southland Conference crown.

In the most recent Academic Progress Rate scores released by the NCAA, Vanderbilt football, men's golf, women's golf, men's tennis and women's tennis led the SEC in APR. Bowling and lacrosse also finished atop the Southland and BIG EAST Conferences, respectively. All Vanderbilt teams scored between 976 and 1000 (which is a perfect score), with an overall average of 993.6. That average surpassed the NCAA four-year rate of 981. Moreover, seven programs received the prestigious Public Recognition Award, which honors programs ranking in the top 10 percent nationally in multiyear APR scores in each sport.

In 2016, Williams again demonstrated his hiring prowess. Williams orchestrated two successful searches resulting in the hiring of two of the nation's top basketball coaches, Bryce Drew and Stephanie White, to led the respective Vanderbilt men's and women's programs. In addition, the return of Commodore legend and favorite Carolyn Peck as a member of the women's staff was very well received by the Vanderbilt faithful.

Drew and White join a growing list of highly regarded head coaches hired by Williams, including head football coach Derek Mason in 2013. The next year, Williams attracted Darren Ambrose from the University of Pennsylvania to direct the women's soccer program. In 2012, Williams directed the search for men's golf coach Scott Limbaugh, who has since led the team in three straight NCAA Final Eight appearances and just earned men's golf National Coach of the Year recognition. In addition, Williams has hired Greg Allen (women's golf coach), Ian Duvenhage (men's tennis coach) and Steven Keith (cross country/track coach), all who have taken their teams to NCAA postseason. Allen and Keith also have guided their teams to SEC team titles. Williams has also retained top coaches and staffs by orchestrating extensions for Mason, baseball coach Tim Corbin, women's tennis coach Geoff MacDonald, women's bowling coach John Williamson and women's lacrosse coach Cathy Swezey.

Williams has addressed numerous facility upgrades, including a state-of-the-art train-

ing center which opened February 2016 in McGugin Center. The new training center provides top-notch medical care for Vanderbilt student-athletes. Crews recently finished replacing the football practice field, on the John Rich Practice Facility, with highly sought after Shaw Sports synthetic turf. Ground was broken immediately after this past baseball season for a new expansion of our wonderful baseball complex, Hawkins Field. Other improvements in recent years include refurbishing of Vanderbilt Stadium and its football locker rooms, an addition of new tennis courts and amenities at Brownlee O. Currey Tennis Center, renovations in Memorial Gym and McGugin Center, a new multipurpose facility for athletic and general university use, a new four-lane bowling center and a clubhouse with hitting bays for our men's and women's golf programs.

An initiative to allow more overseas travel and study abroad for Vanderbilt student-athletes also has become reality during Williams' tenure. In 2013, 15 athletes ventured to Tanzania during the summer for a service trip to bring shoes to underprivileged communities in Africa in conjunction with Soles4Souls. The partnership continued in 2014 with another community service effort to Costa Rica. In 2015, Williams led the summer service trip to Cuba, and this past summer a group of Commodores ventured to Jamaica on a service trip in partnership with Soles4Souls.

More students within Vanderbilt's athletic community were able to study abroad, including football players Oren Burks, Ean Pfeifer, Emmanuel Smith, Ralph Webb and Jonathan Wynn. In 2016, the Athletic Department began a newly created Internship Program for student-athletes matching them with employers who provide real life training for life after college. The program

continued in 2017 and has received rave reviews from the student athletes, the employers, the NCAA as well as other colleges and universities.

In association with Vanderbilt Athletics, Williams has served as a member of the SEC team that negotiated past ESPN and CBS television partner contracts. Williams also serves as Chair of the NCAA Infraction Appeals Committee and was a member of the NCAA Enforcement Working Group.

Williams came to Vanderbilt in 2000 to serve as Vice Chancellor, General Counsel and University Secretary, after a 14-year tenure at The Ohio State University, where he served in numerous administrative roles including Vice Provost for Minority Affairs, Vice President of Student and Urban/Community Affairs and Professor of Law.

A native of Detroit, Williams received a Bachelor of Science in Social Sciences and Master of Arts in Education from Northern Michigan University, where he was a member of the university track team. He also earned a Master of Business Administration (MBA) and a Doctor of Jurisprudence (JD) from the University of Detroit, where Williams presently serves on the University's Board of Trust. Williams also earned an LL.M., in Taxation from New York University. Before entering law school, Williams spent 10 years as a teacher and coach in the Detroit public school system.

Williams has taught at the law schools of the University of Detroit, Capital University, Ohio State and Vanderbilt. He also twice directed The Ohio State University's Law program in Oxford, England. Williams was elected outstanding law professor at both the University of Detroit and at The Ohio State University.

Williams is active in the greater Nashville area community, serving as a board member with several organizations. He serves on the boards of the Middle Tennessee Community Foundation, the Nashville Sports Council, the Tennessee Sports Hall of Fame and the Nashville Public Education Foundation. Williams served two terms on former Nashville Mayor Karl Dean's Procurement Standards Board and two terms as a Nashville branch member on the Atlanta Federal Reserve Board. He also served as chair of the Nashville United Way Board and treasurer and board member for the Nashville Symphony.

Williams and his wife, Gail met in law school and have four children: Erika, a grade school teacher in Detroit and graduate of Eastern Michigan University; David III, a two-time graduate of Bowling Green State University who is an academic counselor at Michigan State University, where he was awarded his Doctorate degree; Samantha (Sam), a graduate of Brown University, where she was a member of the swimming team who recently graduated from Vanderbilt Law School; and Nicholas (Nick), a recent graduate of High Point (N.C.) University where he was a four-time scholar athlete on the track team. Sam and Nick both attended high school in Nashville where Sam was an All-State swimmer at Harpeth Hall and Nick was an All-State athlete in soccer and track and a four-year basketball member at the University School of Nashville.

Gail is a graduate of the University of Michigan and the University of Detroit Law School. She serves as Associate Director of Community Relations for Vanderbilt and is past president and former board member of the University School of Nashville Board of Trustees. In addition, she is Board Chair of the Metro Transit Authority. Gail also serves on the boards of many non-profit organizations including the Frist Center, the Women's Fund Advisory Board, the Tennessee Performance Arts Center and the Baptist Healing Trust. She was also recently elected President of the Nashville Chapter of The Links, Inc.





# 2016-17 STATISTICS

**Overall Record: 19-16; SEC: 10-8; Home: 11-5; Away: 5-6; Neutral: 3-5**

## Overall Statistics

No. Player	GP	GS	Min	Avg	TOTAL			3-PTS			REBOUNDS										Pts	Avg			
					FG	FGA	Pct	3FG	FGA	Pct	FT	FTA	Pct	Off	Def	Tot	Avg	PF	FO	A			TO	Blk	Stl
05 FISHER-DAVIS, Matthe	34	22	947	27.9	145	359	.404	84	226	.372	98	121	.810	11	98	109	3.2	70	3	35	52	8	21	472	13.9
03 KORNET, Luke	35	35	1101	31.5	145	357	.406	53	162	.327	120	140	.857	53	164	217	6.2	81	1	42	45	71	19	463	13.2
11 ROBERSON, Jeff	35	35	1108	31.7	122	293	.416	39	115	.339	96	121	.793	70	176	246	7.0	91	1	61	64	14	29	379	10.8
13 LACHANCE, Riley	35	35	1090	31.1	115	247	.466	70	144	.486	68	78	.872	7	109	116	3.3	73	2	137	67	1	21	368	10.5
24 CRESSLER, Nolan	35	22	828	23.7	107	208	.514	35	81	.432	23	33	.697	28	118	146	4.2	61	2	61	45	1	19	272	7.8
02 TOYE, Joe	35	13	739	21.1	70	175	.400	31	78	.397	53	78	.679	21	71	92	2.6	70	2	38	44	5	14	224	6.4
01 WILLIS, Payton	35	12	614	17.5	62	142	.437	25	80	.313	32	51	.627	12	51	63	1.8	35	0	65	56	6	16	181	5.2
12 BAPTISTE, Djery	35	1	275	7.9	25	48	.521	0	0	.000	13	20	.650	25	40	65	1.9	59	0	1	24	14	4	63	1.8
15 BROWN, Clevon	34	0	258	7.6	20	51	.392	8	27	.296	7	12	.583	16	34	50	1.5	35	0	3	16	14	1	55	1.6
TM TEAM.....														43	55	98	2.8	0			13			0	
Total.....	35				815	1896	.430	346	921	.376	513	660	.777	286	922	1208	34.5	581	11	450	430	134	147	2489	71.1
Opponents.....	35				862	2029	.425	226	670	.337	435	622	.699	341	867	1208	34.5	588	-	399	379	104	193	2385	68.1

**SEC Record: 10-8; Home: 5-4; Away: 5-4**

## SEC Statistics

No. Player	GP	GS	Min	Avg	TOTAL			3-PTS			REBOUNDS										Pts	Avg			
					FG	FGA	Pct	3FG	FGA	Pct	FT	FTA	Pct	Off	Def	Tot	Avg	PF	FO	A			TO	Blk	Stl
03 KORNET, Luke	18	18	599	33.3	83	183	.454	37	98	.378	51	59	.864	30	90	120	6.7	46	0	21	19	39	12	254	14.1
05 FISHER-DAVIS, Matthe	17	9	454	26.7	67	174	.385	38	113	.336	45	60	.750	4	52	56	3.3	40	2	16	25	3	9	217	12.8
11 ROBERSON, Jeff	18	18	570	31.7	64	144	.444	18	52	.346	55	67	.821	36	86	122	6.8	49	0	28	32	6	19	201	11.2
13 LACHANCE, Riley	18	18	572	31.8	63	140	.450	35	79	.443	40	47	.851	2	60	62	3.4	35	2	69	37	0	10	201	11.2
24 CRESSLER, Nolan	18	13	468	26.0	63	114	.553	19	49	.388	12	20	.600	11	65	76	4.2	35	1	38	26	0	10	157	8.7
02 TOYE, Joe	18	9	422	23.4	42	102	.412	19	46	.413	29	45	.644	10	41	51	2.8	45	2	22	25	2	8	132	7.3
01 WILLIS, Payton	18	5	279	15.5	27	69	.391	12	40	.300	10	19	.526	1	23	24	1.3	20	0	26	25	3	10	76	4.2
15 BROWN, Clevon	17	0	118	6.9	10	24	.417	3	12	.250	3	7	.429	8	15	23	1.4	17	0	2	7	9	0	26	1.5
12 BAPTISTE, Djery	18	0	118	6.6	9	16	.563	0	0	.000	5	8	.625	11	18	29	1.6	28	0	0	9	5	2	23	1.3
TM TEAM.....														18	21	39	2.2	0			7			0	
Total.....	18				428	966	.443	181	489	.370	250	332	.753	131	471	602	33.4	315	7	222	212	67	80	1287	71.5
Opponents.....	18				441	1054	.418	112	330	.339	245	348	.704	197	442	639	35.5	297	-	204	190	53	95	1239	68.8



# 2016-17 RESULTS

2016-17 Game-by-Game Results • 19-16 Overall • 11-5 Home • 5-6 Away • 3-5 Neutral

Date	Opponent	W/L	Score	Attend	VU High Scorer	VU High Rebounder
11/11/16	^vs Marquette	L	71-95	4116	(15)KORNET, Luke	(10)ROBERSON, Jeff
11/15/16	BELMONT	W	80-66	9116	(20)KORNET, Luke	(8)ROBERSON, Jeff
11/18/16	+NORFOLK STATE	W	75-52	8205	(18)FISHER-DAVIS, Matthe	(11)ROBERSON, Jeff
11/21/16	+BUCKNELL	L	72-75	8243	(23)FISHER-DAVIS, Matthe	(6)ROBERSON, Jeff (6)KORNET, Luke
11/24/16	#vs Butler	L	66-76	2537	(17)WILLIS, Payton	(5)KORNET, Luke
11/25/16	#vs Santa Clara	W	76-66	3000	(18)KORNET, Luke	(6)KORNET, Luke
11/29/16	TENNESSEE STATE	W	83-59	8445	(22)FISHER-DAVIS, Matthe	(6)KORNET, Luke
12/03/16	%vs Minnesota	L	52-56	3250	(12)KORNET, Luke (12)ROBERSON, Jeff	(16)ROBERSON, Jeff
12/06/16	HIGH POINT	W	90-63	8288	(19)FISHER-DAVIS, Matthe	(5)TOYE, Joe
12/08/16	at Middle Tennessee	L	48-71	9606	(13)FISHER-DAVIS, Matthe	(8)ROBERSON, Jeff
12/17/16	CHATTANOOGA	W	76-74	9376	(18)FISHER-DAVIS, Matthe (18)KORNET, Luke	(7)FISHER-DAVIS, Matthe
12/21/16	at Dayton	L	63-68	12828	(25)FISHER-DAVIS, Matthe	(9)ROBERSON, Jeff
12/29/16	*at LSU	W	96-89	7853	(24)LACHANCE, Riley	(11)ROBERSON, Jeff
01/04/17	*AUBURN	W	80-61	9918	(33)FISHER-DAVIS, Matthe	(11)KORNET, Luke
01/07/17	*at Alabama	L	56-59	11256	(15)KORNET, Luke	(13)KORNET, Luke
01/10/17	*KENTUCKY	L	81-87	12707	(19)FISHER-DAVIS, Matthe (19)ROBERSON, Jeff (19)LACHANCE, Riley	(9)ROBERSON, Jeff
01/14/17	*TENNESSEE	L	75-87	12235	(18)KORNET, Luke	(7)KORNET, Luke
01/17/17	*at Georgia	L	68-76	7480	(19)KORNET, Luke	(8)ROBERSON, Jeff
01/21/17	*at Florida	W	68-66	10523	(19)FISHER-DAVIS, Matthe	(8)ROBERSON, Jeff
01/24/17	*ARKANSAS	L	70-71	9408	(16)LACHANCE, Riley	(11)ROBERSON, Jeff
01/28/17	\$IOWA STATE	W	84-78	9851	(21)KORNET, Luke	(9)ROBERSON, Jeff
01/31/17	*at Texas A&M	W	68-54	7508	(12)FISHER-DAVIS, Matthe (12)KORNET, Luke	(6)TOYE, Joe (6)ROBERSON, Jeff
02/04/17	*OLE MISS	L	74-81	9287	(21)ROBERSON, Jeff	(7)ROBERSON, Jeff
02/07/17	*at Arkansas	W	72-59	13494	(13)CRESSLER, Nolan	(8)CRESSLER, Nolan (8)ROBERSON, Jeff
02/11/17	*at Missouri	L	52-72	10279	(11)KORNET, Luke	(6)BROWN, Clevon
02/16/17	*TEXAS A&M	W	72-67	8976	(14)FISHER-DAVIS, Matthe	(11)KORNET, Luke
02/18/17	*SOUTH CAROLINA	W	71-62	10471	(17)FISHER-DAVIS, Matthe	(7)KORNET, Luke
02/22/17	*at Tennessee	W	67-56	12713	(15)Roberson, Jeff	(11)Kornet, Luke
02/25/17	*MISSISSIPPI STATE	W	77-48	9212	(23)ROBERSON, Jeff	(8)KORNET, Luke
02/28/17	*at Kentucky	L	67-73	24036	(21)KORNET, Luke	(6)LACHANCE, Riley (6)ROBERSON, Jeff
03/04/17	FLORIDA	W	73-71	10431	(24)KORNET, Luke	(6)KORNET, Luke (6)CRESSLER, Nolan (6)ROBERSON, Jeff
03/09/17	@vs Texas A&M	W	66-41	13112	(18)TOYE, Joe	(10)ROBERSON, Jeff
03/10/17	@vs Florida	Wot	72-62	14227	(18)LACHANCE, Riley	(10)KORNET, Luke
03/11/17	@vs Arkansas	L	62-76	19196	(12)LACHANCE, Riley	(8)KORNET, Luke
3/16/17	#vs Northwestern	L	66-68	16952	(22)FISHER-DAVIS, Matthe	(7)CRESSLER, Nolan

**KEY:**

^ = Veterans Classic presented by Northwestern Mutual; + = Continental Tire Las Vegas Invitational, Nashville, Tenn.; # = Continental Tire Las Vegas Invitational, Las Vegas, Nev.; % = Sanford Pentagon, Sioux Falls, S.D.; ! = SEC/Big 12 Challenge; \* = Conference game; @ = SEC Tournament, Nashville, Tenn.; # = NCAA Tournament First Round, Salt Lake City, Utah

Attendance Summary	Games	Totals	Avg/Game
HOME	16	154,169	9,636
AWAY	11	127,576	11,598
NEUTRAL	8	76,390	9,549
TOTAL	35	358,135	10,232





# 2016-17 RESULTS

## Season Highs & Lows

Category	Vanderbilt	Opponent
<b>Points</b>	96 at LSU (12/29)	95 vs. Marquette (11/11)
	48 at Middle Tennessee (12/8)	41 vs. TAMU (3/9)
<b>FG Made</b>	31 at LSU (12/29)	39 vs. Marquette (11/11)
	17 three times	14 vs. Miss. St. (2/25)
<b>FG Attempted</b>	65 at Dayton (12/21)	74 vs. Marquette (11/11)
	45 vs. South Carolina (2/8)	41 vs. High Point (12/6)
<b>FG %</b>	.580 vs. High Point (12/6)	.586 vs. Tennessee (1/14)
	.302 vs. Minnesota (12/3)	.290 at Tenn. (2/22)
<b>3 FG Made</b>	19 vs. High Point (12/6)	17 at LSU (12/29)
	5 at MT (12/8); vs. Florida (3/4)	1 at UK (1/10); vs. S.C. (2/18)
<b>3 FG Attempted</b>	39 vs. Ole Miss (2/4)	41 vs. Belmont (11/15)
	14 vs. Tennessee (1/14)	9 three times
<b>3 FG %</b>	.594 vs. High Point (12/6)	.800 vs. High Point (12/6)
	.214 at Missouri (2/11)	.111 at UK (1/10); vs. S.C. (2/18)
<b>FT Made</b>	26 vs. Chattanooga (12/17)	25 vs. Butler (11/24)
	3 at TAMU (1/31)	4 vs. Marquette (11/11)
<b>FT Attempted</b>	32 vs. South Carolina (2/18)	36 vs. Butler (11/24)
	3 at TAMU (1/31)	5 vs. Marquette (11/11); vs. TAMU (3/9)
<b>FT %</b>	1.000 at Dayton (12/21)	1.000 vs. TAMU (3/9)
	.625 vs. Auburn (1/4)	.467 vs. Minnesota (12/3)
<b>Rebounds</b>	46 vs. Minnesota (12/3)	50 at Alabama (1/7)
	25 at Missouri (2/11)	20 vs. Tenn. St. (11/29)
<b>Assists</b>	23 vs. High Point (12/6)	22 vs. Marquette (11/11)
	7 at Missouri (2/11)	2, vs. Norfolk St. (11/18)
<b>Steals</b>	9 at LSU (12/29)	13 vs. Marquette (11/11)
	1 vs. Santa Clara (11/25)	0 vs. Santa Clara (11/25)
<b>Blocks</b>	9 vs. Norfolk State (11/18)	8 vs. Minnesota (12/3)
	1 four times	0 vs. Ole Miss (2/4); vs. NW (3/16)

## Top Performances

<b>Points</b>	33.....Matthew Fisher-Davis vs. Auburn (1/4)
<b>FG Made</b>	11.....Matthew Fisher-Davis vs. Auburn (1/4)
<b>FG Attempted</b>	20.....Matthew Fisher-Davis vs. Auburn (1/4)
<b>FG Percentage (min 5 made)</b>	1.000 (5-5).....Jeff Roberson vs. Florida (3/4)
<b>3FG Made</b>	7.....Matthew Fisher-Davis vs. Auburn (1/4)
<b>3FG Attempted</b>	14.....Matthew Fisher-Davis vs. Auburn (1/4)
<b>3 FG Percentage (min 2 made)</b>	1.000 (4-4).....Nolan Cressler vs. Iowa State (1/28); Riley LaChance vs. High Point (12/6)
<b>FT Made</b>	12.....Luke Kornet vs. Belmont (11/15)
<b>FT Attempted</b>	16.....Luke Kornet vs. Belmont (11/15)
<b>FT Percentage (min 3 made)</b>	1.000 (9-9).....Matthew Fisher-Davis vs. Chattanooga (12/17)
<b>Rebounds</b>	16.....Jeff Roberson vs. Minnesota (12/3)
<b>Assists</b>	8.....Payton Willis vs. Santa Clara (11/25)
<b>Steals</b>	3.....Nolan Cressler vs. High Point (12/6)
<b>Blocks</b>	7.....Luke Kornet at Tennessee (2/22)

## Vanderbilt's Record When...

Winning Opening Tip.....	14-11
Losing Opening Tip.....	5-5
VU Scores First.....	11-9
Opponent Scores First.....	8-7
Leading at Halftime.....	14-5
Trailing at Halftime.....	4-9
Tied at Halftime.....	1-2
Leading with Five Minutes Remaining.....	17-3
Trailing with Five Minutes Remaining.....	2-13
Tied with Five Minutes Remaining.....	0-0
Leading with Two Minutes Remaining.....	17-2
Trailing with Two Minutes Remaining.....	0-12
Tied with Two Minutes Remaining.....	2-1
Overtime.....	1-0
Games Decided by Three Points or Less.....	3-4
Games Decided by 4-10 Points.....	6-7
Games Decided by 11-20 Points.....	5-3
Games Decided by 21-plus Points.....	5-2
VU Shoots 50% or Better.....	5-1
VU Shoots 40% or Better.....	15-8
VU Shoots Lower Than 40%.....	4-8
Opponent Shoots 50% or Better.....	2-4

Opponent Shoots 40% or Better.....	10-13
Opponent Shoots Lower Than 40%.....	9-4
VU Outshoots Opponent.....	13-5
VU Outshot by Opponent.....	6-11
Shoot Same Percentage.....	0-0
VU Scores 70 Points or More.....	15-6
VU Scores Less Than 70 Points.....	4-10
VU Scores 80 Points or More.....	6-1
VU Scores 90 Points or More.....	2-0
Opponent Scores 70 Points or More.....	4-12
Opponent Scores Less Than 70 Points.....	15-4
Opponent Scores 80 Points or More.....	1-4
Opponent Scores 90 Points or More.....	0-1
Makes More 3-Pointers Than Opp.....	16-10
Makes Fewer 3-Pointers Than Opp.....	1-6
3-Pointers are Equal.....	2-0
Outrebounds Opponent.....	11-3
Outrebounded by Opponent.....	6-12
Rebounds are Equal.....	2-1
Playing on National TV.....	16-14
Playing on Regional TV.....	0-0
Online Only.....	3-2

Playing on Weekday.....	13-10
Playing on Weekend.....	6-6
Game Tips Before 6 p.m. CT.....	5-5
Game Tips After 6 p.m. CT.....	14-11
In White Uniforms.....	7-3
In Gold Uniforms.....	4-2
In Black Uniforms.....	7-9
In Grey Uniforms.....	0-2
In Equality Uniforms.....	1-0
In November.....	4-3
In December.....	3-3
In January.....	4-5
In February.....	5-3
In March.....	3-2
Home.....	11-5
Neutral.....	3-5
Away.....	5-6
<b>Lineups</b>	
Kornet, Roberson, Toye, LaChance, Cressler.....	8-5
Kornet, Roberson, Fisher-Davis, LaChance, Willis.....	6-6
Kornet, Roberson, Fisher-Davis, LaChance, Cressler.....	5-4
Kornet, Baptiste, Roberson, Fisher-Davis, LaChance.....	0-1























# 2016-17 SEC STANDINGS

	SEC	Pct.	Home	Away	ALL	Pct.	Home	Away	Neutral	Streak	Postseason
Kentucky & <sup>^</sup>	16-2	.889	9-0	7-2	32-6	.842	15-2	7-3	10-1	L1	NCAA Regional Finals
Florida	14-4	.778	8-1	6-3	27-9	.750	9-1	8-4	10-4	L1	NCAA Regional Finals
Arkansas	12-6	.667	6-3	6-3	26-10	.722	16-3	6-5	4-2	L1	NCAA 2nd Round
South Carolina	12-6	.667	7-2	5-4	26-11	.703	15-3	6-5	5-3	L1	NCAA Final Four
Alabama	10-8	.556	5-4	5-4	19-15	.559	10-7	5-6	4-2	L2	NIT First Round
Ole Miss	10-8	.556	6-3	4-5	22-14	.611	13-6	6-6	3-2	L1	NIT Quarterfinals
Vanderbilt	10-8	.556	5-4	5-4	19-16	.543	11-5	5-6	3-5	L2	NCAA 1st Round
Georgia	9-9	.500	5-4	4-5	19-15	.559	12-6	5-7	2-2	L2	NIT First Round
Tennessee	8-10	.444	5-4	3-6	16-16	.500	11-5	4-7	1-4	L1	-
Texas A&M	8-10	.444	5-4	3-6	16-15	.516	11-5	3-7	2-3	L2	-
Auburn	7-11	.389	4-5	3-6	18-14	.563	10-5	6-6	2-3	L1	-
Mississippi State	6-12	.333	4-5	2-7	16-16	.500	10-7	2-7	4-2	L1	-
LSU	2-16	.111	1-8	1-8	10-21	.323	8-8	1-10	1-3	L2	-
Missouri	2-16	.111	2-7	0-9	8-24	.250	6-11	0-9	2-4	L1	-

& - SEC Champion; ^ - SEC Tournament Champion

## NCAA Tournament Results

### First Round

#### East Regional • Orlando, Fla.

M16 (4) Florida 80, (13) East Tennessee State 65

#### West Regional • Salt Lake City, Utah

M16 (8) Northwestern 68, (9) Vanderbilt 66

#### South Regional • Greenville, S.C.

M17 (8) Arkansas 77, (9) Seton Hall (71)

#### South Regional • Indianapolis, Ind.

M17 (2) Kentucky 79, (15) Northern Kentucky 70

#### East Regional • Greenville, S.C.

M17 (7) South Carolina 93, (10) Marquette 73

### Second Round

#### East Regional • Orlando, Fla.

M18 (4) Florida 65, (5) Virginia 39

#### South Regional • Greenville, S.C.

M19 (1) North Carolina 72, (8) Arkansas 65

#### South Regional • Indianapolis, Ind.

M19 (2) Kentucky 65, (10) Wichita State 62

#### East Regional • Greenville, S.C.

M19 (7) South Carolina 88, (2) Duke 81

### Regional Semifinals

#### East Regional • New York, N.Y.

M24 (4) Florida 84, (8) Wisconsin 83 ot

M24 (7) South Carolina 70, (3) Baylor 50

#### South Regional • Memphis, Tenn.

M24 (2) Kentucky 86, (3) UCLA (75)

### Regional Finals

#### East Regional • New York, N.Y.

M26 (7) South Carolina 77, (4) Florida 70

#### South Regional • Memphis, Tenn.

M26 (1) North Carolina 75, (2) Kentucky 73

### National Semifinals

#### Glendale, Ariz.

A1 (1) Gonzaga 77, (7) South Carolina 73

## NIT Results

### First Round

M14 #5 Ole Miss 91, at #4 Monmouth 83

M14 #6 Richmond 71, at #3 Alabama 64

M15 #7 Belmont 78, at #2 Georgia 69

### Second Round

M18 #5 Ole Miss 85, at #1 Syracuse 80

### Quarterfinals

M21 #6 Georgia Tech 74, at #5 Ole Miss 66

## SEC Tournament Results

*Bridgestone Arena, Nashville, Tenn.*

### First Round

M8 (12) Mississippi State 79, (13) LSU 52 (SECN)

M8 (14) Missouri 86, (11) Auburn 83 ot (SECN)

### Second Round

M9 (8) Georgia 59, (9) Tennessee 57 (SECN)

M9 (5) Alabama 75, (12) Mississippi State 55 (SECN)

**M9 (7) Vanderbilt 66, (10) Texas A&M 41 (SECN)**

M9 (6) Ole Miss 86, (14) Missouri 74 (SECN)

### Quarterfinals

M10 (1) Kentucky 71, (8) Georgia 60 (SECN)

M10 (5) Alabama 64, (4) South Carolina 53 (SECN)

M10 (7) Vanderbilt 72, (2) Florida 62 ot (SECN)

M10 (3) Arkansas 73, (6) Ole Miss 72 (SECN)

### Semifinals

M11 (1) Kentucky 79, (5) Alabama 74 (ESPN)

M11 (3) Arkansas 76, (7) Vanderbilt 62 (ESPN)

### Championship

M12 (1) Kentucky 82, (3) Arkansas 65 (ESPN)

## SEC POSTSEASON HONORS

### First Team All-SEC

KeVaughn Allen, Florida (C)

J.J. Frazier, Georgia (C, AP)

Yante Maten, Georgia (C)

De'Aaron Fox, Kentucky (C, AP)

Malik Monk, Kentucky (C, AP)

Sebastian Saiz, Ole Miss (C, AP)

Sindarius Thornwell, South Carolina (C, AP)

**Luke Kornet, Vanderbilt (C)**

### Second-Team All-SEC

KeVaughn Allen, Florida (AP)

Yante Maten, Georgia (AP)

Moses Kingsley, Arkansas (C, AP)

Kasey Hill, Florida (C)

Bam Adebayo, Kentucky (C, AP)

Antonio Blakeney, LSU (C)

Quinndary Weatherspoon, Miss State (C)

Robert Hubbs III, Tennessee (C)

Tyler Davis, Texas A&M (C)

Robert Williams, Texas A&M (C, AP)

### SEC All-Freshman Team (Coaches Poll Only)

Braxton Key, Alabama

Mustapha Heron, Auburn

Bam Adebayo, Kentucky

De'Aaron Fox, Kentucky

Malik Monk, Kentucky

Lamar Peters, Mississippi St.

Grant Williams, Tennessee

Robert Williams, Texas A&M

### SEC All-Defensive Team (Coaches Poll Only)

Moses Kingsley, Arkansas

Kasey Hill, Florida

Sindarius Thornwell, South Carolina

Robert Williams, Texas A&M

**Luke Kornet, Vanderbilt**

### SEC Coach of the Year:

Mike White, Florida (C, AP)

### SEC Player of the Year:

Sindarius Thornwell, South Carolina (C)

Malik Monk, Kentucky (AP)

### SEC Scholar-Athlete of the Year:

**Luke Kornet, Vanderbilt (C)**

### SEC Freshman of the Year:

Malik Monk, Kentucky (C, AP)

### SEC Sixth-Man of the Year:

Canyon Barry, Florida (C)

### SEC Defensive Player of the Year:

Robert Williams, Texas A&M (C)

(C) - SEC Coaches Poll; (AP) - Associated Press Poll;

\* - Denotes unanimous vote; All ties when voting are not broken.





# COMMODORE TIMELINE

VANDERBILT HISTORY AT A GLANCE	
<b>All-Time Record</b> .....	1590-1114 (.588)
<b>First Game</b> .....	1900, L 22-19 to Nashville YMCA
<b>NCAA Appearances</b> .....	15 (1965, 1974, 1988, 1989, 1991, 1993, 1997, 2004, 2007, 2008, 2010, 2011, 2012, 2016, 2017)
<b>NCAA Tournament Record</b> .....	10-16 (.385)
<b>Best NCAA Tournament Finish</b> ....	Elite 8 in 1965 (Field of 23); ..... Sweet 16 in 1988, 1993, 2004, 2007 (Field of 64 or 65)
<b>NIT Appearances</b> .....	12 (1983, 1987, 1990, 1992, 1994, 1996, 1998, 2000, 2002, 2005, 2006, 2015)
<b>NIT Record</b> .....	20-11 (.645)
<b>SEC Titles</b> .....	5, (1951, 1965, 1974, 1993, 2012)
<b>SEC Players of the Year (AP)</b> .....	6
<b>Players Named SEC First Team (AP)</b> .....	23
<b>Winningest Head Coach</b> .....	Kevin Stallings (1999-2016) ..... 332-220 (.601)
<b>First Team All-Americans</b> .....	6
<b>Total Weeks Ranked in AP Poll</b> .....	196
<b>Consecutive Weeks Ranked in AP Poll</b> .....	18 (1966, 1967)
<b>Highest Ranking in AP Poll</b> .....	No. 2 (12/28/65)
<b>Overall Record at Memorial Gym</b> .....	749-206 (.784)
<b>Undefeated Seasons at Memorial Gym</b> .....	6
<b>Most Home Wins in a Season</b> .....	19 in 2008
<b>All-Time Leading Scorer</b> .....	Shan Foster (2005-08); 2,011 points
<b>1,000-point scorers</b> .....	47
<b>Most Career Rebounds</b> .....	Clyde Lee (1964-66); 1,223
<b>Most Career 3-Pointers</b> .....	Shan Foster (2005-08); 367
<b>Most Career Free Throws</b> .....	Bobby Thym (1954-57); 453
<b>Most Career Assists</b> .....	Atiba Prater (1996-2000); 517
<b>Most Career Steals</b> .....	Drew Maddux (1994-98) and ..... Frank Seckar (1993-1996); 214
<b>Most Career Blocks</b> .....	Luke Kornet (2013-17); 210

**1900 (Dec. 15)** — Vanderbilt plays its first varsity basketball game, losing 22-19 to the YMCA Ramblers. Vanderbilt would even its all-time mark at 1-1 in its next game, beating the same Rambler squad 24-9.

**1902** — Vanderbilt hits the road for the first time, heading to Birmingham to take on Howard College. The Commodores learn for the first time that it's harder to win on the road and fall to Howard, 33-23.

**1903** — Perfection! The Commodores record the first, and only, undefeated season in school history, going 6-0. A 24-21 win over Cumberland in the season finale is the closest game of the year.

**1909** — The Commodores tickle the twines like never before, breaking the 50-point barrier for the first time in a 52-23 win over the Chattanooga Ramblers. It would be another 45 years before Vanderbilt would break the next major scoring milestone, hitting triple digits for the first time in a 104-88 win over Washington & Lee in the second game of the 1954-55 season.

**1913** — G.T. Denton, an assistant football coach, becomes Vanderbilt's full-time basketball coach.

**1920** — The Commodores begin the Roaring Twenties on the right foot by winning the school's first league championship. Vanderbilt wins the Southern Intercollegiate Athletic Association championship with a 14-4 record.

**1927** — Vanderbilt records the first of the school's 14 20-win seasons by compiling a 20-4 record under coach Josh Cody. The Commodores also win their second championship, this time, taking the Southern Conference crown.

**1938** — Brant "Pinky" Lipscomb makes his debut in a Commodore uniform. With his unique left-handed running hook, Lipscomb twice is named to the SEC All-Tournament team and sets several tournament and school scoring records. Adolph Rupp later calls Lipscomb one of the best players ever to face his Kentucky squads.

**1944, 1945** — Due to World War II, the Commodores play an informal schedule.

**1947** — Perhaps the most important moment in the growth of Vanderbilt basketball, the Commodores are shellacked 98-29 by Adolph Rupp's Kentucky Wildcats in the SEC Tournament. The defeat spurs athletic

director Red Sanders to hire Bob Polk, Vanderbilt's first basketball-only coach. Soon, scholarships would be awarded to basketball players and plans for a gym on campus were underway.

**1950** — Billy Joe Adcock becomes the school's first All-American and first All-SEC player, averaging 17.1 points per game. Adcock's 1947-48 scoring average leads the SEC, the first Commodore to win the conference scoring title.

**1951** — Under the direction of coach Bob Polk and captain George Kelley, Vanderbilt wins the SEC Tournament in Louisville with an upset win over Kentucky. Legend has it that "Kentucky" was already inscribed on the tournament trophy when the Commodores pulled out the 61-57 win.

**1952** — Brand new Memorial Gymnasium makes its debut December 6 as the Commodores beat Virginia 90-83 in the home opener. Apparently encouraged by the new surroundings, the Commodores launch 120 shots in the next game, against David Lipscomb, still a school record.

**1956** — Memorial Gym Magic! Vanderbilt records its first undefeated home season in the gym, compiling a



# COMMODORE TIMELINE



*Vanderbilt players pose for a team photo following their win over Virginia, 90-83, in the first game played in Memorial Gymnasium on Dec. 6, 1952.*

13-0 mark at Memorial Gym. It is the first of five perfect seasons in the gym, the last coming in 1993.

**1957** — Bobby Thym ends his Vanderbilt career with 1,403 points. He'll be Vanderbilt's all-time leading scorer until Clyde Lee breaks his mark in 1966.

**1965** — Vanderbilt wins its first SEC Championship, recording a 24-4 record under coach Roy Skinner. Clyde Lee, John Ed Miller and Snake Grace each earn All-SEC honors. The Commodores advance to the NCAA's Elite Eight before dropping an 87-85 heart-breaker to Michigan. It is the first of four consecutive 20-win seasons under Skinner.

**1966** — Clyde Lee's All-American season. Lee averages 22.6 points per game and is at the time the school's all-time leading scorer. He also leads the SEC in rebounding for the third straight year. The Commodores finish second in the SEC with an overall record of 22-4.

**1967** — The color barrier is finally broken in the Southeastern Conference, as Vanderbilt's Perry Wallace becomes the league's first African-American scholarship basketball player in the 1967-68 season. Wallace remains poised in the face of threats and taunting throughout his career, is voted Vanderbilt's most popular student as a senior, and is now a professor of law at American University in Washington, D.C.

**1969** — Tom Hagan earns All-American honors, averaging a school-record 23.4 points per game. On March 8, he sets the Vanderbilt single-game scoring record with 44 points at Mississippi State.

**1970** — Without benefit of the 3-point shot or the shot clock, Vanderbilt set a school record that still stands by scoring 130 points in a win over Mississippi.

**1974** — With future head coach Jan van Breda Kolff playing every position on the court; Vanderbilt wins its second SEC championship. The Commodores record winning streak of 10 and 11 games and finish 23-5. Skinner wins the third of his four SEC Coach of the Year awards.

**1975** — The senior season for the F-Troop—Jeff Fosnes, Butch Feher, and Joe Ford. Fosnes becomes Vanderbilt's initial first-team Academic All-American.

**1977** — The Commodore faithful turn out in record numbers, as Vanderbilt ranks fourth in the nation in average home attendance at 14,131.

**1981** — Two of Vanderbilt's most prolific scorers, Charles Davis and Mike Rhodes, sink their final baskets. The teammates tie for the Vanderbilt record for career field goals, each making 683.



*Vanderbilt's Perry Wallace became the first African-American scholarship basketball player in the SEC when he took the court.*

**1985** — Phil Cox scores his last point, number 1,725 of his career. He ranks as Vanderbilt's all-time leading scorer until Matt Freije ends his Commodore career with 1,891 points at the close of the 2004 season.

**1988** — The Commodores advance to the Sweet 16 of the NCAA Tournament in dramatic fashion as Barry Goheen drains two three pointers in the last five seconds against Pittsburgh. The Commodores go on to win the game 80-74 in overtime.

**1989** — Vanderbilt defeats Texas, 94-79, the 500th career win for head coach C.M. Newton.

**1990** — In a year in which the Commodores lose nine of 12 games in one stretch, Vanderbilt comes roaring back with a late-season surge to earn a berth in the NIT. The Commodores overcome huge first-half deficits against Louisiana Tech and Tennessee in the first two rounds and go on to take the school's first NIT championship, beating Saint Louis 74-72. Scott Draud is named the MVP of the NIT.

**1993** — With junior guard Billy McCaffrey leading the way, Vanderbilt wins its third SEC title in history and makes another appearance in the NCAA Sweet 16. The Commodores set a school record for victories with 28. McCaffrey, in his first year at VU, earns All-America honors and senior captain Bruce Elder is named the Academic All-American of the Year. Eddie Fogler is the consensus National Coach of the Year.

**1994** — Jan van Breda Kolff returns to Memorial Gym as Vanderbilt's head coach, posting the best winning percentage ever for a first-year Commodores head man. Vanderbilt makes its second appearance in the NIT championship game, falling 80-73 to Villanova. McCaffrey becomes just the second Vanderbilt player to average 20 points per game in consecutive seasons, the first being Clyde Lee.

**1995** — Ronnie McMahan concludes his career at Vanderbilt just six points shy of becoming the school's all-time leading scorer. McMahan does finish his career as VU's all-time leading 3-point shooter and one of the top 10 leaders in assists, steals and blocked shots.

**1996** — The Commodores posted an 18-14 record and advanced to the NIT where they defeat Arkansas-Little Rock in the first round. Vanderbilt upsets No. 4 UCLA at the Maui Invitational. Senior Frank Seckar finished his career 16th on Vanderbilt's all-time scoring list with 1,317 points.

**1997** — Vanderbilt advanced to its seventh NCAA Tournament in program history. The Commodores made a charge at the end of the regular season, winning eight of their last 10 SEC games to finish 19-12.

**1998** — Under the senior leadership of Drew Maddux, Austin Bates and Billy Di Spaltro, Vanderbilt posted a 20-13 season. The team advanced to the NIT where the Commodores defeat Wake Forest in the first round. Maddux was named First-Team All-SEC and finished his career fifth on Vanderbilt's all-time scoring list with 1,689 points. Bates finished his career 31st on Vanderbilt's all-time scoring list with 1,020 points.



# COMMODORE TIMELINE



*Clyde Lee helps lead the Commodores to their SEC Championship in 1965. The following season, he earns All-America status.*

**2000** — Vanderbilt welcomes new head coach Kevin Stallings from Illinois State. Stallings takes the same team that finished 14-15 in 1999 and leads them to a 19-11 record and a berth in the NIT. Senior forward Dan Langhi is named SEC Player of the Year after leading the conference and finishing ninth in scoring with 22.1 points per game. Senior guard Atiba Prater moves into first on place Vanderbilt's all-time career assist list with 517.

**2002** — Vanderbilt advances to the postseason for the 16th time in program history and finishes with a 17-15 record. Wins at Tennessee and at home against No. 11 Kentucky in the final week of the regular season push the Commodores to their ninth NIT appearance. With a 59-50 win over Houston in the opening round of the NIT, Vanderbilt earns its first postseason victory since the 1997-98 season.

**2004** — The Commodores record the best start in program history at 12-0, defeat five nationally ranked teams and advance to the Sweet 16 of the NCAA Tournament for the first time since 1993. Vanderbilt sets the school mark for home wins (15), ranks among the AP Top 25 for five weeks, and finishes the year with a 23-10 overall mark. Matt Freije becomes the school's all-time scorer, averaging a career-high 18.4 points as a senior and finishing with 1,891 career points.

**2005** — Vanderbilt records its first back-to-back 20-win seasons since the 1993 & 1994 campaigns, posting a 20-14 overall mark while advancing to the quarterfinals of the NIT. The Commodores set school records for 3-pointers made (322) and attempted (837) as both marks rank among the top five in SEC history. Vanderbilt sets the school record for home wins with 17.

**2007** — Vanderbilt comes within three seconds of advancing to the program's first NCAA regional final appearance since 1965, dropping a 66-65 decision to Georgetown in the East Regional semifinals. The Commodores posted a 22-12 overall mark, finished second in the SEC Eastern Division at 10-6 and defeated seven

nationally ranked teams, including top-ranked and eventual national champion Florida. Senior swingman Derrick Byars is named SEC Player of the Year while Kevin Stallings earns SEC Coach of the Year accolades.

**2008** — The Commodores advanced to the NCAA Tournament for consecutive seasons for the first time since 1988 and 1989, and featured the SEC's Player of the Year in Shan Foster, the second year in a row a Vanderbilt player captured the honor. Vanderbilt was ranked for the final 16 weeks of the regular season in the AP poll, and tied the 1992-93 team for the most regular season wins in program history (25). The Commodores also posted an undefeated year at Memorial Gym, winning a program-best 19 games.

**2009** — Vanderbilt finished the season 19-12 and missed out on the postseason for the first time since 2003. However, the Commodores sported no seniors on the roster and were slotted as the eighth youngest team in the nation. Sophomore A.J. Ogilvy made the All-SEC second team and forward Jeffery Taylor made the All-Freshman team.

**2010** — The Commodores posted a 24-9 overall record and a Stallings-era best 12-4 mark in SEC play, and advanced to the NCAA Tournament for the third time in four seasons. Vanderbilt also swept Florida and Tennessee in the same season for the first time since 1966.

**2011** — The Commodores tallied a 23-11 overall record, Kevin Stallings' sixth 20-win season and the team's fourth in the last five years. Stallings tied legendary Vanderbilt mentor Roy Skinner for the most 20-win seasons. Sophomore John Jenkins led the league in scoring, and junior Brad Tinsley tallied the school's first triple-double and paced the league in assists.

**2012** — Vanderbilt claimed its first SEC Tournament Championship in 60 years with a 71-64 win over eventual national champion Kentucky in New Orleans. The Commodores' 25 wins was the third-most total in program history, and three players were chosen in the first 31 picks of the 2012 NBA Draft - John Jenkins (23rd, Atlanta Hawks), Festus Ezeli (30th, Golden State Warriors), and Jeffery Taylor (31st, Charlotte Bobcats).

**2014** — Coach Kevin Stallings becomes the school's all-time winningest coach when he garners his 279th career Vanderbilt win against Lipscomb on Nov. 13, 2013. Stallings surpassed Vanderbilt coaching legend Roy Skinner for the mark.

**2015** — The Commodores win 20 games and advance to the NIT Quarterfinals with the fourth-youngest team in America.

**2016** — Vanderbilt advanced to the NCAA Tournament for first time since 2012. Wade Baldwin IV (17th, Memphis Grizzlies) and Damian Jones (30th, Golden State Warriors) were taken in NBA Draft.

**2017** — The Commodores advanced to the NCAA Tournament for the second straight season. Vanderbilt advanced to the SEC Tournament semifinals and defeated Elite Eight participant Florida three times and Final Four team South Carolina.



*The 2003-04 Commodores posed for a team photo on the TD Waterhouse floor in Orlando following their thrilling come-from-behind win over N.C. State in the second round of the NCAA Tournament.*



# POSTSEASON HISTORY

## Vanderbilt at the NCAA Tournament

NCAA Tournament Appearances.....	15
Tournament Record.....	10-16 (.385)
Total Tournament Games.....	26
Last Appearance.....	2017; Lost to Northwestern in First Round
Best Finishes.....	Elite 8 (1965: field of 23); Sweet 16 (1988, 1993: field of 64; 2004, 2007: field of 65)

## Vanderbilt at the NIT

NIT Appearances.....	12 (1983, 1987, 1990, 1992, 1994, 1996, 1998, 2000, 2002, 2005, 2006, 2015)
Tournament Record.....	20-11 (.645)
Total Tournament Games.....	31
Last Appearance.....	2015; Lost at Stanford in Quarterfinals
Best Finishes.....	Champion (1990); Runner-Up (1994)

## Postseason Tournament Results

### 1965 NCAA Tournament (1-1)

Date	Score	Site (Round)
March 12	Vanderbilt 83, DePaul 78 (OT)	Lexington, Ky. (Mideast-Semifinals)
March 13	Michigan 87, Vanderbilt 85	Lexington, Ky. (Mideast-Finals)

### 1974 NCAA Tournament (0-2)

Date	Score	Site (Round)
March 14	Marquette 69, Vanderbilt 61	Tuscaloosa, Ala. (Mideast-Semifinals)
March 16	Notre Dame 118, Vanderbilt 88	Tuscaloosa, Ala. (Mideast-Third Place)

### 1983 National Invitation Tournament (1-1)

Date	Score	Site (Round)
March 15	Vanderbilt 79, East Tennessee State 74	Nashville (First Round)
March 21	Wake Forest 75, Vanderbilt 68	Nashville (Second Round)

### 1987 National Invitation Tournament (2-1)

Date	Score	Site (Round)
March 12	Vanderbilt 74, Jacksonville 72	Nashville (First Round)
March 16	Vanderbilt 109, Florida State 92	Nashville (Second Round)
March 21	Southern Miss 95, Vanderbilt 88	Nashville (Quarterfinals)

### 1988 NCAA Tournament (2-1)

Date	Score	Site (Round)
March 18	[7] Vanderbilt 80, [10] Utah State 77	Lincoln, Neb. (Midwest-First Round)
March 20	[7] Vanderbilt 80, [2] Pittsburgh 77 (OT)	Lincoln, Neb. (Midwest-Second Round)
March 25	[2] Kansas 77, [7] Vanderbilt 64	Pontiac, Mich. (Midwest-Semifinals)

### 1989 NCAA Tournament (0-1)

Date	Score	Site (Round)
March 17	[9] Notre Dame 81, [8] Vanderbilt 65	Providence, R.I. (East-First Round)

### 1990 National Invitation Tournament (5-0)

Date	Score	Site (Round)
March 17	Vanderbilt 98, Louisiana Tech 90 (OT)	Nashville (First Round)
March 19	Vanderbilt 89, Tennessee 85	Nashville (Second Round)
March 21	Vanderbilt 88, New Orleans 65	Nashville (Quarterfinals)
March 26	Vanderbilt 75, Penn State 62	New York, N.Y. (Semifinals)
March 28	Vanderbilt 74, Saint Louis 72	New York, N.Y. (Finals)

### 1991 NCAA Tournament (0-1)

Date	Score	Site (Round)
March 15	[8] Georgetown 70, [9] Vanderbilt 60	Tucson, Ariz. (West-First Round)

### 1992 National Invitation Tournament (0-1)

Date	Score	Site (Round)
March 19	Rhode Island 68, Vanderbilt 63	Nashville (First Round)

### 1993 NCAA Tournament (2-1)

Date	Score	Site (Round)
March 18	[3] Vanderbilt 92, [14] Boise State 72	Salt Lake City, Utah (West-First Round)
March 20	[3] Vanderbilt 85, [6] Illinois 68	Salt Lake City, Utah (West-Second Round)
March 26	[7] Temple 67, [3] Vanderbilt 59	Seattle, Wash. (West-Semifinals)

### 1994 National Invitation Tournament (4-1)

Date	Score	Site (Round)
March 16	Vanderbilt 77, Oklahoma 67	Norman, Okla. (First Round)
March 21	Vanderbilt 78, New Orleans 59	Nashville (Second Round)
March 23	Vanderbilt 89, Clemson 74	Nashville (Quarterfinals)
March 28	Vanderbilt 82, Kansas State 76	New York, N.Y. (Semifinals)
March 30	Villanova 80, Vanderbilt 73	New York, N.Y. (Finals)

## NCAA TOURNAMENT APPEARANCES

Year	(Region)
1965	(Mideast)
1974	(Mideast)
1988	(Midwest)
1989	(East)
1991	(West)
1993	(West)
1997	(Midwest)
2004	(Phoenix)
2007	(East)
2008	(Midwest)
2010	(West)
2011	(Southwest)
2012	(East)
2016	(South)
2017	(West)

## VANDERBILT VS. ALL OPPONENTS AT THE NCAA TOURNAMENT

Boise State	1-0
Connecticut	0-1
DePaul	1-0
Georgetown	0-2
George Washington	1-0
Harvard	1-0
Illinois	1-0
Kansas	0-1
Marquette	0-1
Michigan	0-1
Murray State	0-1
North Carolina State	1-0
Northwestern	0-1
Notre Dame	0-2
Pittsburgh	1-0
Richmond	0-1
Siena	0-1
Temple	0-1
Utah State	1-0
Washington State	1-0
Western Michigan	1-0
Wichita State	0-1
Wisconsin	0-1
Xavier	0-1
<b>Totals</b>	<b>10-16</b>



# POSTSEASON HISTORY

## RECORD BY REGIONAL ROUND

First Four	0-1
First Round	4-7
Second Round	5-0
Third Round	0-1
Regional Semifinal	1-5
Regional Final	0-1
Consolation	0-1

## RECORD AT NCAA TOURNAMENT SITES

Site	W-L
Albuquerque, N.M.	1-1
Auburn Hills, Mich.	0-1
Dayton, Ohio	0-1
Denver, Colo.	0-1
East Rutherford, N.J.	0-1
Lexington, Ky.	1-1
Lincoln, Neb.	2-0
Orlando, Fla.	2-0
Phoenix, Ariz.	0-1
Pontiac, Mich.	0-1
Providence, R.I.	0-1
Sacramento, Calif.	2-0
Salt Lake City, Utah	2-1
San Jose, Calif.	0-1
Seattle, Wash.	0-1
Tampa, Fla.	0-1
Tucson, Ariz.	0-1
Tuscaloosa, Ala.	0-2

## RECORD VS. SEEDED TEAMS IN NCAA TOURNAMENT

Vs. Seed	W-L	Last Faced (Opp)
No. 2	1-2	2007 (Georgetown)
No. 3	2-0	2007 (Wash. State)
No. 4	0-1	2012 (Wisconsin)
No. 6	1-1	1993 (Illinois)
No. 7	0-2	1997 (Xavier)
No. 8	0-2	2017 (Northwestern)
No. 9	0-1	1989 (Notre Dame)
No. 10	1-0	1988 (Utah State)
No. 11	2-1	2016 (Wichita St.)
No. 12	2-1	1993 (Boise State) 2011 (Richmond) 2012 (Harvard)
No. 13	0-2	2010 (Murray State)

## RECORD AS A SEEDED TEAM IN NCAA TOURNAMENT

Seed	W-L	Year(s)
No. 3	2-1	1993
No. 4	0-2	2008, 2010
No. 5	1-2	2011, 2012
No. 6	4-2	2004, 2007
No. 7	2-1	1988
No. 8	0-1	1989
No. 9	0-2	1991, 2017
No. 10	0-1	1997
No. 11	0-1	2016

### 1996 National Invitation Tournament (1-1)

Date	Score	Site (Round)
March 13	Vanderbilt 86, Arkansas Little Rock 80	Nashville (First Round)
March 18	South Carolina 80, Vanderbilt 70	Columbia, S.C. (Second Round)

### 1997 NCAA Tournament (0-1)

Date	Score	Site (Round)
March 13	[7] Xavier 80, [10] Vanderbilt 68	Auburn Hills, Mich. (Midwest-First Round)

### 1998 National Invitation Tournament (3-1)

Date	Score	Site (Round)
March 11	Vanderbilt 73, St. Bonaventure 61	Nashville (First Round)
March 17	Vanderbilt 72, Wake Forest 68	Winston-Salem, N.C. (Second Round)
March 19	Georgia 79, Vanderbilt 65	Athens, Ga. (Quarterfinals)

### 2000 National Invitation Tournament (0-1)

Date	Score	Site (Round)
March 14	Wake Forest 83, Vanderbilt 68	Nashville (First Round)

### 2002 National Invitation Tournament (1-1)

Date	Score	Site (Round)
March 13	Vanderbilt 59, Houston 50	Nashville (First Round)
March 15	Louisiana Tech 83, Vanderbilt 68	Ruston, La. (Second Round)

### 2004 NCAA Tournament (2-1)

Date	Score	Site (Round)
March 19	[6] Vanderbilt 71, [11] W. Michigan 58	Orlando, Fla. (Phoenix-First Round)
March 21	[6] Vanderbilt 75, [3] N.C. State 73	Orlando, Fla. (Phoenix-Second Round)
March 25	[2] Connecticut 73, [6] Vanderbilt 53	Phoenix, Ariz. (Phoenix-Semifinals)

### 2005 National Invitation Tournament (2-1)

Date	Score	Site (Round)
March 16	Vanderbilt 67, Indiana 60	Bloomington, Ind. (First Round)
March 21	Vanderbilt 65, Wichita State 63	Nashville (Second Round)
March 23	Memphis 81, Vanderbilt 68	Memphis (Quarterfinals)

### 2006 National Invitation Tournament (0-1)

Date	Score	Site (Round)
March 15	Notre Dame 79, Vanderbilt 69	South Bend, Ind. (First Round)

### 2007 NCAA Tournament (2-1)

Date	Score	Site (Round)
March 15	[6] Vanderbilt 77, [11] G. Washington 44	Sacramento, Calif. (First Round)
March 17	[6] Vanderbilt 78, [3] Wash. St. 74 (2OT)	Sacramento, Calif. (Second Round)
March 23	[2] Georgetown 66, [6] Vanderbilt 65	East Rutherford, N.J. (East-Semifinal)

### 2008 NCAA Tournament (0-1)

Date	Score	Site (Round)
March 21	[13] Siena 83, [4] Vanderbilt 62	Tampa, Fla. (First Round)

### 2010 NCAA Tournament (0-1)

Date	Score	Site (Round)
March 18	[13] Murray State 66, [4] Vanderbilt 65	San Jose, Calif. (First Round)

### 2011 NCAA Tournament (0-1)

Date	Score	Site (Round)
March 17	[12] Richmond 69, [5] Vanderbilt 66	Denver, Colo. (First Round)

### 2012 NCAA Tournament (1-1)

Date	Score	Site (Round)
March 15	[5] Vanderbilt 79, [12] Harvard 70	Albuquerque, N.M. (Second Round)
March 17	[4] Wisconsin 60, [5] Vanderbilt 57	Albuquerque, N.M. (Second Round)

### 2015 National Invitation Tournament (2-1)

Date	Score	Site (Round)
March 18	Vanderbilt 75, Saint Mary's 64	Moraga, Calif. (First Round)
March 20	Vanderbilt 92, South Dakota State 77	Nashville, Tenn. (Second Round)
March 24	Stanford 78, Vanderbilt 75	Palo Alto, Calif. (Quarterfinals)

### 2016 NCAA Tournament (0-1)

Date	Score	Site (Round)
March 15	[11] Wichita State 70, [11] Vanderbilt 50	Dayton, Ohio (First Four)

### 2017 NCAA Tournament (0-1)

Date	Score	Site (Round)
March 16	[9] Northwestern 68, [8] Vanderbilt 66	Salt Lake City, Utah (First Round)



# VANDERBILT COACHES

## All-Time Head Coaching Records

Years	Head Coach	Yrs	W	L	Pct.
1901-02	W.D. Weatherford	2	7	4	.636
1903	Grinnell Jones	1	6	0	1.000
1904, 1909	E.J. Hamilton	2	17	5	.773
1907	J.N. Stone	1	6	1	.857
1908	W.L. Throop	1	6	10	.375
1910	R.B. McGehee	1	10	3	.769
1911-12	C.T. (Zeke) Martin	2	17	11	.607
1913	Oscar G. Nelson	1	3	4	.429
1914-17	G.T. Denton	4	30	20	.400
1918	Ralph Palmer	1	6	3	.667
1919-21	Ray Morrison	3	30	19	.612
1922-23	Wallace Wade	2	24	16	.600
1924-27, 1932-36	Josh Cody	9	98	100	.495
1928-29	Johnny (Red) Floyd	2	9	19	.321
1930-31, 1945-46	Gus Morrow	4	31	40	.443
1937-41	Jim Buford	5	48	49	.495
1941-43, 1947	Norm Cooper	3	24	25	.490
1944	Smokey Harper	1	12	3	.800
1948-58, 1960-61	Bob Polk	13	197	106	.650
1959, 1962-76	Roy Skinner	16	278	135	.673
1977-79	Wayne Dobbs	3	38	42	.475
1980-81	Richard Schmidt	2	28	27	.509
1982-89	C.M. Newton	8	129	115	.529
1990-93	Eddie Fogler	4	81	48	.628
1994-1999	Jan van Breda Kolff	6	104	81	.562
2000-2016	Kevin Stallings	17	322	220	.594
2016-17	Bryce Drew	1	19	16	.543
<b>Totals</b>		<b>115</b>	<b>1590</b>	<b>1114</b>	<b>.588</b>

## All-Time Coaching Roster

Anglin, Kevin: 1994	Jones, Derrick: 2014-16
Arnold, Gib: 1999	Keating, Kerry: 1995
Ayers, Brian: 1997-98	Kelley, George: 1953
Bargatze, Ron: 1970-1978	Knodel, Don: 1962-66
Barksdale, Randolph: 1979	Lebo, Jeff: 1993
Bland, Bobby: 1967-69	Ligon, Bill: 1977-78
Bostic, Don: 1980-81	Lindsay, Bob: 1980-81
Bostick, John: 1982-89	Martin, Ed: 1986-89
Callahan, Rick: 1990-93	McClendon, Leroy: 1985
Cason, David: 2011-14	Meyer, Jerry: 1999
Cohen, Adam: 2014-16	Miller, John Ed: 1966
Cooper, Norman: 1947	Monroe, Randy: 1994
Couch, Roger: 1977	Muller, Dan: 2002-12
Clayton, Dale: 1979-84	<b>Newton, C.M.: 1982-89</b>
Davis, Charles: 1995-96	Peterson, Buzz: 1994-96
Diebler, Jake: 2016-present	Petrone, Mike: 1983-92
Dobbs, Wayne: 1977-79, 1971-76	<b>Polk, Bob: 1948-58, 1960-61</b>
Dougherty, Neil: 1990-93	Powell, Jr., Roger: 2016-present
<b>Drew, Bryce: 2016-present</b>	Rhodes, Mike: 1982
Elliott, Mark: 1988-92	Rice, King: 2007-11
Estes, Ray: 1970-71	Richardson, Tom: 2004-16
Fiser, Warren: 1962	Rochelle, Al: 1960
<b>Fogler, Eddie: 1990-93</b>	Russell, John: 1964-66, 1970
Fowler, Lee: 1979	Schmidt, Richard: 1980-81
Fox, Inman: 1958	Scobey, David: 1950-54
Frederick, Brad: 2001-13	Shaw, Casey: 2016-present
French, Jimmy: 1959	Shurina, Steve: 1999-00
Garr, Homer: 1967-69	<b>Skinner, Roy: 1959, 1962-76, 1958-61</b>
Gaudet, Pete: 1997-98	Southwood, Jerry: 1968-69
Grace, Bob: 1966-67	<b>Stallings, Kevin: 2000-16</b>
Heldman, Jack: 1955-57	Taylor, Clarence: 1961
Hoover, Jay: 1978	<b>van Breda Kolff, Jan: 1994-99</b>
Hufnagel, Yanni: 2013-14	Walker, Chris: 1997-99
Hyden, Johnny: 1947	Walter, Al: 1982-87
Jackson, Jeff: 2000-2006	
Jankovich, Tim: 2000-2002	
Jennings, Bill: 1958	

Head Coaches in **Bold**  
Roster since 1948



**Bob Polk**  
1948-58, 1960-61  
(197-106)



**Roy Skinner**  
1959, 1962-76  
(278-135)



**C.M. Newton**  
1982-89  
(129-115)



**Eddie Fogler**  
1990-93  
(81-48)



**Jan Van Breda Kolff**  
1994-99  
(104-81)



**Kevin Stallings**  
2000-16  
(322-220)



**Bryce Drew**  
2016-present  
(19-16)













# NCAA BOXSCORES

**Vanderbilt 83, DePaul (78) OT**  
 Midwest Regional, Regional Semifinals  
 March 12, 1965 • Lexington, Ky.

Vanderbilt	FG	3FG	FT	R	F	Pts	A	T	B	S	M
Grace	4-9	-	33	4	5	7	-	-	-	-	-
Taylor	0-2	-	2-3	7	1	2	-	-	-	-	-
Lee	8-20	-	8-10	15	5	24	-	-	-	-	-
Thomas	7-10	-	44	6	0	18	-	-	-	-	-
Miller	5-13	-	6-10	1	1	16	-	-	-	-	-
Green	0-2	-	0-0	5	3	0	-	-	-	-	-
Gibbs	0-0	-	0-0	0	0	0	-	-	-	-	-
Calvert	6-8	-	0-1	4	3	12	-	-	-	-	-
<b>Totals</b>	<b>30-64</b>	<b>-</b>	<b>23-31</b>	<b>42</b>	<b>18</b>	<b>83</b>	<b>-</b>	<b>-</b>	<b>-</b>	<b>-</b>	<b>-</b>

DePaul	FG	3FG	FT	R	F	Pts	A	T	B	S	M
Palmer	10-18	-	8-11	19	5	28	-	-	-	-	-
Swanson	4-8	-	1-1	8	5	9	-	-	-	-	-
Mills	3-4	-	1-2	5	5	7	-	-	-	-	-
Murphy	9-25	-	3-4	7	2	21	-	-	-	-	-
Meyer	5-11	-	1-3	4	2	11	-	-	-	-	-
Flanagan	0-3	-	0-0	1	4	0	-	-	-	-	-
Birgells	1-3	-	0-0	2	1	2	-	-	-	-	-
Norris	0-3	-	0-0	1	0	0	-	-	-	-	-
<b>Totals</b>	<b>32-75</b>	<b>-</b>	<b>14-21</b>	<b>47</b>	<b>24</b>	<b>78</b>	<b>-</b>	<b>-</b>	<b>-</b>	<b>-</b>	<b>-</b>

Score by Periods	1st	2nd	OT	Total
Vanderbilt	39	37	7	83
DePaul	32	44	2	78

**FG Percentage:** VU 47, DU 43; **FT Percentage:** VU 74, DU 67  
**Tournament Seeds:** None  
**Tournament Notes:** 23-team field; Vanderbilt received a first-round bye.

**Michigan 87, Vanderbilt 85**  
 Midwest Regional, Regional Final  
 March 13, 1965 • Lexington, Ky.

Vanderbilt	FG	3FG	FT	R	F	Pts	A	T	B	S	M
Grace	2-4	-	3-5	12	4	7	-	-	-	-	-
Taylor	3-7	-	0-1	6	3	6	-	-	-	-	-
Lee	11-22	-	6-7	20	4	28	-	-	-	-	-
Thomas	9-18	-	3-3	3	5	21	-	-	-	-	-
Miller	8-16	-	1-2	3	0	17	-	-	-	-	-
Green	1-2	-	2-2	3	2	4	-	-	-	-	-
Gibbs	0-2	-	0-1	2	2	0	-	-	-	-	-
Calvert	1-2	-	0-0	0	3	2	-	-	-	-	-
<b>Totals</b>	<b>35-73</b>	<b>-</b>	<b>15-21</b>	<b>49</b>	<b>23</b>	<b>85</b>	<b>-</b>	<b>-</b>	<b>-</b>	<b>-</b>	<b>-</b>

Michigan	FG	3FG	FT	R	F	Pts	A	T	B	S	M
Tregoning	5-9	-	1-3	6	1	11	-	-	-	-	-
Darden	6-14	-	2-6	12	4	14	-	-	-	-	-
Buntin	11-25	-	4-7	14	5	26	-	-	-	-	-
Russell	9-19	-	8-10	8	2	26	-	-	-	-	-
Pomey	3-4	-	0-2	3	4	6	-	-	-	-	-
Myers	2-3	-	0-0	2	1	4	-	-	-	-	-
Dill	0-0	-	0-1	0	0	0	-	-	-	-	-
<b>Totals</b>	<b>36-74</b>	<b>-</b>	<b>15-29</b>	<b>45</b>	<b>17</b>	<b>87</b>	<b>-</b>	<b>-</b>	<b>-</b>	<b>-</b>	<b>-</b>

Score by Periods	1st	2nd	Total
Michigan	38	49	87
Vanderbilt	39	46	85

**FG Percentage:** VU 48, UM 49; **FT Percentage:** VU 71, UM 52  
**Tournament Seeds:** None  
**Tournament Notes:** 23-team field; Vanderbilt received a first-round bye.



# NCAA TEAMS

## 2017 NCAA Tournament

The 2016-17 Vanderbilt Commodores

**Front Row (L-R):** Riley LaChance, Phillip McGloin, Luke Kornet, Nolan Cressler, Camron Justice

**Back Row:** Matthew Fisher-Davis, Joe Toye, Clevon Brown, Djery Baptiste, Jeff Roberson, Payton Willis, Larry Austin, Jr.



## 2016 NCAA Tournament

The 2015-16 Vanderbilt Commodores

**Front Row (L-R):** Cam Justice, Joe Toye, Carter Josephs, Josh Henderson, Nathan Watkins, Phillip McGloin, Samir Sehic

**Back Row:** Matthew Fisher-Davis, Jeff Roberson, Djery Baptiste, Damian Jones, Luke Kornet, Nolan Cressler, Wade Baldwin IV, Riley LaChance

## 2012 NCAA Tournament

The 2011-12 Vanderbilt Commodores

**Front Row (L-R):** Jordan Smart, Lance Goulbourne, Jeffery Taylor, Festus Ezeli, Steve Tchiengang, Aaron Noll, Brad Tinsley

**Back Row:** James Siakam, John Jenkins, Rod Odom, Josh Henderson, Shelby Moats, Kedren Johnson, Kyle Fuller, Dai-Jon Parker





# NCAA TEAMS

## 2011 NCAA Tournament

**The 2010-11 Vanderbilt Commodores**  
**Front Row (L-R):** Lance Goulbourne, Andre Walker, Chris Meriwether, Darshawn McClellan, Joe Duffy, Brad Tinsley, Jeffery Taylor.

**Back Row (L-R):** James Siakam, Jordan Smart, Rod Odom, Josh Henderson, Festus Ezeli, Steve Tchiengang, Aaron Noll, John Jenkins, Kyle Fuller



## 2010 NCAA Tournament

**The 2009-10 Vanderbilt Commodores**  
**Front Row (L-R):** Lance Goulbourne, John Jenkins, Chris Meriwether, Jermaine Beal, Brad Tinsley, Jeffery Taylor, Elliott Cole. **Back Row (L-R):** Jordan Smart, Andre Walker, Joe Duffy, Festus Ezeli, A.J. Ogilvy, Steve Tchiengang, Darshawn McClellan, Aaron Noll.



## 2008 NCAA Tournament

**The 2007-08 Vanderbilt Commodores**  
**Front Row (L-R):** King Rice, Brad Frederick, Alan Metcalfe, Alex Gordon, Shan Foster, Ross Neltner, Head coach Kevin Stallings, Tom Richardson, Dan Muller. **Back Row (L-R):** Manager Justin Murphy, manager Doug Browne, student trainer Chad Miles, trainer Shannon Gordon, Davis Nwankwo, Elliott Cole, Charles Hinkle, Darshawn McClellan, A.J. Ogilvy, Festus Ezeli, Joe Duffy, Jermaine Beal, George Drake, Keegan Bell, strength and conditioning coach Mark Davis, manager Julio Lupo, manager Alex Bard, manager Sam Ferry







# NCAA TEAMS

## 2007 NCAA Tournament

**The 2006-07 Vanderbilt Commodores**  
**Front Row (L-R):** King Rice, Brad Frederick, Head Coach Kevin Stallings, Derrick Byars, Ted Skuchas, Dan Cage, Tom Richardson, Dan Muller. **Back Row (L-R):** Student Manager Sam Ferry, Student Manager Alex Bard, Davis Nwankwo, Alex Gordon, Jermaine Beal, Shan Foster, Ross Neltner, Alan Metcalfe, Jejuan Brown, George Drake, Aubrey Hammond, Strength and Conditioning Coach Mark Davis, Athletic Trainer Mike Meyer, Student Manager Geoff Combs and Student Manager Julio Lupo.




## 2004 NCAA Tournament

**The 2003-04 Vanderbilt Commodores**  
**Front Row (L-R):** Jeff Jackson, Brad Frederick, Head Coach Kevin Stallings, Russell Lakey, Matt Freije, Martin Schnedlitz, Scott Hundley, Tom Richardson, Dan Muller, and James Strong. **Back Row (L-R):** Student Manager Simon Lugge, Student Manager Martin Bahar, Student Manager Mike Streams, Student Manager Landon Gibbs, Mario Moore, LaBraun Andrews, Julian Terrell, Ted Skuchas, Dawid Przybyszewski, Corey Smith, Jason Holwerda, Dan Cage, Adam Payton, Academic Counselor Candice Storey, Strength and Conditioning Coach Mark Davis and Athletic Trainer Mike Meyer.

## 1997 NCAA Tournament

**The 1996-97 Vanderbilt Commodores**  
**Front Row (L-R):** Head Coach Jan van Breda Kolff, Asst. Coach Chris Walker, Atiba Prater, Drew Maddux, Howard Pride, Pax Whitehead, Dan Langhi, Asst. Coach Brian Ayers, Strength Coach Todd Suttles.  
**Back Row:** Athletic Trainer Tom Bossung, Student Athletic Trainer Ben Kamp, Vince Ford, Charlie Bennett, Austin Bates, Gianni Cugini, Billy Di Spaltro, James Strong, Brian Williams, Student Manager Chris Hubbuch, Student Manager Carter Bohn.






# NCAA TEAMS

## 1993 NCAA Tournament

**The 1992-93 Vanderbilt Commodores**  
**Front Row (L-R):** Assistant Coach Rick Callahan, Assistant Coach Neil Dougherty, Aaron Beth, Dan Hall, Kevin Anglin, Bruce Elder, Chris Lawson, Billy McCaffrey, Head Coach Eddie Fogler, Assistant Coach Jeff Lebo.

**Back Row:** Student Manager Paul Nixon, Student Manager Kirk Sanders, Chad Sheron, Malik Evans, Chris Woods, Bryan Milburn, Ronnie McMahan, Frank Seckar, Athletic Trainer Paul Federici.



## 1991 NCAA Tournament

**The 1990-91 Vanderbilt Commodores**  
**Front Row (L-R):** Assistant Coach Neil Dougherty, Assistant Coach Rick Callahan, Head Coach Eddie Fogler, Todd Milholland, Steve Grant, Scott Draud, Charles Mayes, Fred Benjamin, Assistant Coach Mark Elliott, Assistant Coach Mike Petrone, Athletic Trainer Paul Federici.

**Back Row:** Student Manager John Deahl, Aaron Beth, Matt Maloney, Morgan Wheat, Dan Hall, Rob Nunnery, John Amaechi, Bruce Elder, Kevin Anglin, Willy Daunic, Student Manager Jef Fowler.

## 1989 NCAA Tournament

**The 1988-89 Vanderbilt Commodores**  
**Front Row (L-R):** Head Coach C.M. Newton, Assistant Coach John Bostick, Assistant Coach Ed Martin, Derrick Wilcox, Barry Goheen, Barry Booker, Robbie Graham, Scott Draud, Assistant Coach Mark Elliott, Assistant Coach Mike Petrone, Athletic Trainer Paul Federici.

**Back Row:** Student Manager Mike Carmody, Kevin Ogiby, Morgan Wheat, Steve Grant, Eric Reid, Todd Milholland, Fred Benjamin, Alberto Ballestra, Frank Kornet, Charles Mayes, James Amsler, Student Manager Sean Smith.





# NCAA TEAMS

## 1988 NCAA Tournament

**The 1987-88 Vanderbilt Commodores**

**Front Row (L-R):** Head Coach C.M. Newton, Derrick Wilcox, Scott Draud, Barry Booker, Robert Thoele, Chip Rupp, Barry Goheen, James Amsler, Scott Laughinghouse, Mike Collett, Asst. Coach John Bostick.

**Back Row:** Student Manager Abb Hayes, Assistant Coach Mark Elliot, Assistant Coach Ed Martin, Steve Grant, Eric Reid, Fred Behjamin, Will Perdue, Frank Kornet, Charles Mays, Athletic Trainer Tim Bream, Assistant Coach Mike Petrone, Student Manager Mike Carmody.



## 1974 NCAA Tournament

**The 1973-74 Vanderbilt Commodores**

**Front Row (L-R):** Bill Ligon, Bob Chess, Jeff Fosnes, Jan van Breda Kolff, Lee Fowler, Spence Young, Warren McSwain

**Back Row:** Joe Ford, Butch Feher, Neil DeCourcy, Mike Moore, John Norton, Terry Compton.

## 1965 NCAA Tournament

**The 1964-65 Vanderbilt Commodores**

**Front Row (L-R):** John Ed Miller, Head Coach Roy Skinner, Assistant Coach Don Knodel, Kenny Campbell.

**Back Row:** Athletic Trainer Joe Worden, Garner Petrie, Bob Grace, Ron Green, Wayne Calvert, Keith Thomas, Wayne Taylor, Kenny Gibbs, Clyde Lee, Student Manager John Tarpley.







# SEC CHAMPIONSHIP TEAMS



## The 2011-12 Vanderbilt Commodores (Tournament Champions)

**Front Row (L-R):** Jordan Smart, Lance Goulbourne, Jeffery Taylor, Festus Ezeli, Steve Tchiengang, Aaron Noll, Brad Tinsley  
**Back Row:** James Siakam, John Jenkins, Rod Odom, Josh Henderson, Shelby Moats, Kedren Johnson, Kyle Fuller, Dai-Jon Parker

## The 1992-93 Vanderbilt Commodores

**Front Row (L-R):** Assistant Coach Rick Callahan, Assistant Coach Neil Dougherty, Aaron Beth, Dan Hall, Kevin Anglin, Bruce Elder, Chris Lawson, Billy McCaffrey, Head Coach Eddie Fogler, Assistant Coach Jeff Lebo.  
**Back Row:** Student Manager Paul Nixon, Student Manager Kirk Sanders, Chad Sheron, Malik Evans, Chris Woods, Bryan Milburn, Ronnie McMahan, Frank Seckar, Athletic Trainer Paul Federici.



## The 1973-74 Vanderbilt Commodores

**Front Row (L-R):** Bill Ligon, Bob Chess, Jeff Fosnes, Jan van Breda Kolff, Lee Fowler, Spence Young, Warren McSwain  
**Back Row:** Joe Ford, Butch Feher, Neil DeCourcy, Mike Moore, John Norton, Terry Compton.



# SEC CHAMPIONSHIP TEAMS



### The 1964-65 Vanderbilt Commodores

**Front Row (L-R):** John Ed Miller, Head Coach Roy Skinner, Assistant Coach Don Knodel, Kenny Campbell.

**Back Row:** Athletic Trainer Joe Worden, Garner Petrie, Bob Grace, Ron Green, Wayne Calvert, Keith Thomas, Wayne Taylor, Kenny Gibbs, Clyde Lee, Student Manager John Tarpley.

### The 1950-51 Vanderbilt Commodores (Tournament Champions)

**Front Row (L-R):** Jack Heldman, Bob White, Assistant Coach David Scobey, Head Coach Bob Polk, James Clarke, Bob Dudley Smith, Athletic Trainer Joe Worden

**Back Row (L-R):** George McChesney, George Kelley, David Karkdokus, Albert Weiss, Bucky Herring, Gene Southwood, Manager Harold Lovell















# NIT BOXSCORES

## Wake Forest 75, Vanderbilt 68

Second Round

March 21, 1983 • Nashville, Tenn.

Wake Forest	FG	3FG	FT	R	F	Pts	A	T	B	S	M
Toms	1-3	-	0-2	1	1	2	0	2	0	0	12
Rogers	1-3	-	2-2	5	5	4	0	1	0	0	26
Teachey	7-13	-	1-2	10	3	15	3	0	1	0	40
Rudd	6-12	-	9-11	2	0	21	1	2	0	0	37
Young	6-12	-	6-6	2	2	18	3	1	0	2	39
Davis	0-1	-	0-0	0	1	0	0	0	0	0	1
Green	4-8	-	4-4	6	1	12	0	2	0	0	23
Kepley	0-0	-	0-0	0	0	0	0	0	0	0	3
Garber	1-3	-	1-2	5	2	3	0	2	0	0	19
<b>Totals</b>	<b>26-55</b>	<b>-</b>	<b>23-29</b>	<b>37</b>	<b>15</b>	<b>75</b>	<b>7</b>	<b>11</b>	<b>1</b>	<b>2</b>	<b>200</b>

Vanderbilt	FG	3FG	FT	R	F	Pts	A	T	B	S	M
Turner	4-10	-	1-2	3	5	9	1	0	0	1	23
Williams	6-14	-	2-2	5	2	14	2	2	1	0	31
Young	7-19	-	5-5	9	3	19	1	2	0	1	38
McKinney	2-5	-	0-0	7	5	4	3	2	0	1	32
Cox	3-13	-	0-2	3	5	6	1	1	0	0	30
Weikert	0-0	-	0-0	0	1	0	0	0	0	0	1
Lenz	0-0	-	0-0	0	0	0	0	0	0	0	1
Westbrooks	4-5	-	0-0	5	1	8	1	0	0	0	15
Dulaney	3-8	-	0-0	1	0	6	0	1	0	1	16
DuPont	1-1	-	0-0	0	0	2	0	0	0	0	1
Burrow	0-2	-	0-0	3	1	0	0	0	0	0	12
<b>Totals</b>	<b>30-77</b>	<b>-</b>	<b>8-11</b>	<b>37</b>	<b>23</b>	<b>68</b>	<b>9</b>	<b>8</b>	<b>1</b>	<b>4</b>	<b>200</b>

By Periods	1	2	F
Wake Forest	25	50	75
Vanderbilt	32	36	68

FG Percentage: WF 47, VU 39;  
 FT Percentage: WF 79, VU 73; Attendance: 13,147





# NIT TEAMS

## 2015 National Invitation Tournament



**The 2014-15 Vanderbilt Commodores Front Row (L-R):** Nathan Watkins, James Siakam, Josh Henderson, Shelby Moats, Carter Josephs. **Back Row:** Riley LaChance, Jeff Roberson, Matthew Fisher-Davis, Luke Kornet, Damian Jones, Nolan Cressler, Wade Baldwin IV, Shelton Mitchell

## 2006 National Invitation Tournament



**The 2005-06 Vanderbilt Commodores Front Row (L-R):** Jeff Jackson, Brad Frederick, Head Coach Kevin Stallings, Julian Terrell, Mario Moore, Dan Muller, Tom Richardson, and James Strong. **Back Row:** Student Manager Alex Bard, Student Manager Geoff Combs, Student Manager Martin Bahar, Alex Gordon, Aubrey Hammond, George Drake, DeMarre Carroll, Ross Neltner, Alan Metcalfe, Ted Skuchas, Davis Nwankwo, Kyle Madsen, Derrick Byars, Shan Foster, Dan Cage, Strength and Conditioning Coach Mark Davis, and Athletic Trainer Mike Meyer.

## 2005 National Invitation Tournament



**The 2004-05 Vanderbilt Commodores Front Row (L-R):** Jeff Jackson, Tom Richardson, Brad Frederick, Corey Smith, Dawid Przybyszewski, Jason Holwerda, Head Coach Kevin Stallings, Dan Muller and James Strong. **Back Row:** Student Manager Simon Luge, Student Manager Martin Bahar, Mario Moore, Dan Cage, LaBraun Andrews, Davis Nwankwo, Alan Metcalfe, Ted Skuchas, Julian Terrell, DeMarre Carroll, Derrick Byars, Shan Foster, Alex Gordon, Athletic Trainer Mike Meyer and Strength and Conditioning Coach Mark Davis

## 2002 National Invitation Tournament



**The 2001-02 Vanderbilt Commodores Front Row (L-R):** Associate Head Coach Tim Jankovich, Assistant Coach Brad Frederick, Head Coach Kevin Stallings, Chuck Moore, Darius Coulibaly, Sam Howard, Assistant Coach Jeff Jackson, Director of Basketball Operations James Strong, Administrative Assistant Dan Muller. **Back Row:** Student Manager Simon Luge, Student Manager Ian Andreasen, Matt Carter, Brendan Plavich, Jason Holwerda, Brian Thornton, Matt Freije, David Przybyszewski, Martin Schnedlitz, Corey Smith, Scott Hundley, Russell Lakey, Student Manager Landon Gibbs, Athletic Trainer Rod Newman, Student Manager Dave Seecharan.

## 2000 National Invitation Tournament



**The 1999-2000 Vanderbilt Commodores Front Row (L-R):** Administrative Assistant, Mike Miller, Assistant Coach Steve Shurina, Head Coach Kevin Stallings, Atiba Prater, Dan Langhi, James Strong, Assistant Coach Jeff Jackson, Associate Head Coach Tim Jankovich, Director of Basketball Operations Brad Frederick. **Back Row:** Student Manager Donato Ramos, Student Manager Jimmy Armistead, Rick Jones, Matt Carter, Sam Howard, Sam Lekwauwa, Darius Coulibaly, Greg LaPointe, Anthony Williams, Chuck Moore, Student Manager Max Butler, Student Athletic Trainer Rob Trimble, Athletic Trainer Rod Newman.

## 1998 National Invitation Tournament



**The 1997-98 Vanderbilt Commodores Front Row (L-R):** Assistant Coach Pete Gaudet, Assistant Coach Chris Walker, Sam Howard, Atiba Prater, Austin Bates, Drew Maddux, Billy DiSpaltro, Vince Ford, James Strong, Assistant Coach Brian Ayers, Administrative Assistant Reid Martinka. **Back Row:** Student Manager Chris Hubbuch, Student Manager Patrick Whitlock, Michael LeBlanc, Gianni Cugini, Darius Coulibaly, Head Coach Jan van Breda Kolff, Dan Langhi, Greg LaPointe, Anthony Williams, Brian Williams, Student Athletic Trainer Peter Fischer, Strength Coach Todd Suttles.



# NIT TEAMS

## 1996 National Invitation Tournament



**The 1995-96 Vanderbilt Commodores Front Row (L-R):** Assistant Head Coach Buzz Peterson, Drew Maddux, Pax Whitehead, Malik Evans, Frank Seckar, Chad Sheron, Howard Price, Vince Ford, Assistant Coach Charles Davis. **Back Row:** Student Athletic Trainer Ryan Cobb, Athletic Trainer Tom Bossung, Gianni Cugini, Austin Bates, J.J. Lucas, Head Coach Jan van Breda Kolff, Billy Di Spaltro, Markese Watkins, Student Manager Jeffery Wood, Student Manager Kevin Simmons.

## 1994 National Invitation Tournament



### NIT RUNNER-UP

**The 1993-94 Vanderbilt Commodores Front Row (L-R):** Assistant Head Coach Buzz Peterson, Assistant Coach Kevin Anglin, Chris Woods, Dan Hall, Aaron Beth, Bill McCaffery, Chris Lawson, Ronnie McMahan, Bryan Milbrun, Head Coach Jan van Breda Kolff, Assistant Coach Randy Monroe. **Back Row:** Athletic Trainer Paul Federici, Student Athletic Trainer Galen Horton, Pax Whitehead, Howard Pride, Chad Sheron, Austin Bates, Malik Evans, Frank Seckar, Student Manger Kirk Sanders, Student Manager Paul Hopkins.

## 1992 National Invitation Tournament



**The 1991-92 Vanderbilt Commodores Front Row (L-R):** Assistant Coach Neil Dougherty, Assistant Coach Rick Callahan, Head Coach Eddie Fogler, Kevin Anglin, Todd Milholland, Bruce Elder, Willy Daunic, Assistant Coach Mark Elliott, Assistant Coach Mike Petrone, Athletic Trainer Paul Federici. **Back Row:** Student Manager Paul Nixon, Aaron Beth, Bill McCaffery, Malik Evans, Chris Lawson, Rob Nunnery, Chris Woods, Dan Hall, Bryan Milburn, Ronnie McMahan, Student Manager Jeff Fowler.

## 1990 National Invitation Tournament



### NIT CHAMPIONS

**The 1989-90 Vanderbilt Commodores (Front Row L-R):** Head Coach Eddie Fogler, Assistant Coach Rick Callahan, Assistant Coach Neil Dougherty, Steve Grant, Alberto Ballestra, Derrick Wilcox, Eric Reid, Charles Mayes, Assistant Coach Mark Elliott, Assistant Coach Mike Petrone, Athletic Trainer Paul Federici. **Back Row:** Student Manager John Deahl, Scott Draud, Robbie Graham, Kevin Anglin, Dan Hall, Fred Benjamin, Todd Milholland, Morgan Wheat, Bruce Elder, Willy Daunic, Student Manager Sean Smith.

## 1987 National Invitation Tournament



**The 1986-87 Vanderbilt Commodores Front Row (L-R):** Head Coach C.M. Newton, Assistant Coach John Bostick, Sydney Grider, Barry Goheen, Glen Clem, Barry Booker, Scott Draud, Derrick Wilcox, Assistant Coach Al Walters, Assistant Coach Ed Martin. **Back Row:** Assistant Coach Mike Petrone, Athletic Trainer Tim Bream, Bud Adams, Chip Rupp, Eric Reid, Frank Korner, Will Perdue, Steve Reece, Randy Neff, Bobby Westbrooks, Student Manager Mike Carmody, Student Manager Ian Mahaon.

## 1983 National Invitation Tournament



**The 1982-83 Vanderbilt Commodores Front Row (L-R):** Head Coach C.M. Newton, Phil Cox, Darrell Dulaney, Jimmy Lenz, Jeff Gary, Al McKinney, Micheal Dupont, Doug Weikert, Assistant Coach John Bostick, Assistant Coach Dale Clayton. **Back Row (L-R):** Athletic Trainer Joe Warden, Assistant Coach Al Walter, Andrew Adair, James Williams, Ted Young, Brett Burrow, Jeff Turner, Jeff Pflieger, Bobby Westbrooks, Student Manager Todd Berry, Student Manager James Parker, Student Manager Rick Plotkin.



# HONORS AND AWARDS

## All-Americans

Year	Name	Position
2011	John Jenkins	Guard
HM-AP, 3-RV, 5-FOX		
2008	Shan Foster	Guard/Forward
1-BT, SC, RV; 2-AP, BW, SN, CH; 3-BC; HM-ES		
2007	Derrick Byars	Guard/Forward
2-RV; HM-AP		
2004	Matt Freije	Forward
1-SC; 3-BC, SN; HM-AP, SI		
2000	Dan Langhi	Forward
3-BT		
1993	Billy McCaffrey	Guard
1-WA; 2-BW, SN, BT; 3-AP, BC, UPI		
1988	Will Perdue	Center
1-AI; 3-AP, BC, BT, Wk		
1974	Jan van Breda Kolff	Guard
2-CV; 4-BC		
1969	Tom Hagan	Guard
HM-UPI		
1966	Clyde Lee	Center
1-AP, BC, BW, UPI, Cv, NE; X-Hlm		
1965	Clyde Lee	Center
1-BW, CV; 2-AP, UPI; X-Hlm		
1950	Billy Joe Adcock	Forward
2-PG; 2-Hlm, SN		

**Note:** 1=first team, 2=second team, 3=third team, 4=fourth team, 5=fifth team, HM=honorable mention

**Key:** AI - The World Almanac; AP - Associated Press; BC - National Association of Basketball Coaches; BT - Basketball Times; BW - U.S. Basketball Writers Association; CV - Converse Yearbook; ES - ESPN.com; FOX - FoxSports.com; HLM - Helms Foundation; NE - Newspaper Enterprises Assn.; PG - Police Gazette; Rv - Rivals.com; SC - Senior CLASS Award; SI - Sports Illustrated or SI.com; SN - The Sporting News; UPI - United Press International; WA - John R. Wooden Award; Wk - Basketball Weekly

## Postseason Honors

### NCAA ALL-TOURNAMENT

Year	Name	Position
1974	Jeff Fosnes	Forward
1965	Clyde Lee	Center
1965	Keith Thomas	Guard

### NIT ALL-TOURNAMENT

Year	Name	Position
1994	Frank Seckar	Guard
1990	Scott Draud (MVP)	Guard

### SEC ALL-TOURNAMENT FIRST TEAM

Year	Name	Position
2017	Riley LaChance	Guard
2012	John Jenkins (MVP)	Guard
2012	Lance Goulbourne	Forward
1989	Barry Booker	Forward/Guard
1981	Al Miller	Guard

1951	Dave Kardokus	Forward
1941	Pinky Lipscomb	Forward
1939	Pinky Lipscomb	Forward

### SEC ALL-TOURNAMENT 2ND TEAM

Year	Name	Position
1952	Dave Kardokus	Forward
1951	Bob Dudley Smith	Guard
1951	Al Weiss	Center
1950	Billy Joe Adcock	Forward
1949	Billy Joe Adcock	Forward
1948	Billy Joe Adcock	Forward
1940	Ross Hanna	Forward
1939	Joe Little	Guard
1936	Dick Plasman	Center
1934	Willie Geny	Forward

### SEC Honors

Key: (C) Coaches Selection; (AP) Associated Press

### SEC PLAYER OF THE YEAR

Year	Name	Selection
2008	Shan Foster, G/F	AP, C
2007	Derrick Byars, G/F	C
2000	Dan Langhi, F	AP, C
1993	Billy McCaffrey, G	C
1988	Will Perdue, C	C
1974	Jan van Breda Kolff, G	C
1966	Clyde Lee, C	C
1965	Clyde Lee, C	C

### SEC FRESHMAN OF THE YEAR

Year	Name	Selection
1978	Mike Rhodes, F	C

### SEC ALL-FRESHMAN

Year	Name	Selection
2015	Wade Baldwin IV, G	C
2015	Riley LaChance, G	C
2014	Damian Jones, C	C
2010	John Jenkins, G	C
2009	Jeffery Taylor, G-F	C
2008	A.J. Ogilvy, C	C
2005	Shan Foster, G-F	C
2002	Brian Thornton, F	C
2001	Matt Freije, F	C
1998	Greg LaPointe, F	C
1995	Drew Maddux, G	C
1992	Ronnie McMahan, G	C
1987	Scott Draud, G	C

### ALL-SEC FIRST TEAM

Year	Name	Selection
2017	Luke Kornet, C	C
2016	Damian Jones, C	C
2015	Damian Jones, C	C
2012	John Jenkins, G	AP, C
2012	Jeffery Taylor, F	C
2011	John Jenkins, G	AP, C
2010	Jermaine Beal, G	C
2008	Shan Foster, G/F	AP, C
2007	Derrick Byars, G/F	AP, C
2006	Shan Foster, G/F	C
2004	Matt Freije, F	AP, C
2000	Dan Langhi, F	AP, C
1998	Drew Maddux, G	AP, C
1994	Billy McCaffrey, G	AP, C
1993	Billy McCaffrey, G	AP, C
1991	Scott Draud, G	C
1989	Barry Goheen, G	C
1989	Frank Kornet, C	C
1988	Will Perdue, C	UPI, AP, C
1987	Will Perdue, C	AP, C
1985	Phil Cox, G	AP, C
1984	Jeff Turner, F	AP, C
1983	Phil Cox, G	C
1982	Willie Jones, C	C
1980	Mike Rhodes, F	C
1979	Charles Davis, F	C
1976	Jeff Fosnes, F	C
1975	Jeff Fosnes, F	C
1974	Terry Compton, G	UPI, C
1974	Jan van Breda Kolff, G	UPI, AP, C
1973	Terry Compton, G	C
1971	Thorpe Weber, F	C
1970	Perry Wallace, F	C
1969	Tom Hagan, G	UPI, AP, C
1968	Tom Hagan, G	UPI, AP, C
1968	Bob Warren, F	C
1967	Bo Wyenandt, F	C
1967	Tom Hagan, G	AP, C
1966	Clyde Lee, C	UPI, AP, C
1966	Keith Thomas, G	AP, C
1965	Bob Grace, F	C
1965	Clyde Lee, C	UPI, AP, C
1965	John Ed Miller, G	UPI, C
1964	Clyde Lee, C	AP, C
1964	John Ed Miller, G	C
1963	John Russell, G	C
1962	John Russell, G	C
1961	Bill Depp, C	AP, C
1960	Bill Depp, C	C
1959	Jim Henry, G	AP, C
1958	Jim Henry, G	C
1957	Al Rochelle, G	AP
1956	Al Rochelle, G	C
1954	Dan Finch, G	AP
1951	Dave Kardokus, F	AP
1950	Billy Joe Adcock, F	AP
1948	Billy Joe Adcock, F	C



# HONORS AND AWARDS

## ALL-SEC SECOND TEAM

Year	Name	Selection
2016	Wade Baldwin IV, G	C
2016	Damian Jones, C	AP
2015	Damian Jones, C	AP
2014	Rod Odom, F	C
2012	Jeffery Taylor, F	AP
2011	Festus Ezeli, C	C
2011	Jeffery Taylor, F	C
2010	Jermaine Beal, G	AP
2010	A.J. Ogilvy, C	C
2010	Jeffery Taylor, F	C
2009	A.J. Ogilvy, C	C
2008	A.J. Ogilvy, C	C
2007	Shan Foster, G-F	C
2005	Corey Smith, G-F	C
2003	Matt Freije, F	C
1999	Dan Langhi, F	C, AP
1997	Pax Whitehead, F	C, AP
1996	Frank Seckar, G	C, AP
1995	Ronnie McMahan, G-F	C, AP
1993	Kevin Anglin, F	C
1993	Bruce Elder, F	C
1989	Barry Goheen, G	AP, UPI
1989	Frank Kornet, C	AP, UPI
1987	Will Perdue, C	AP
1985	Phil Cox, G	UPI
1984	Jeff Turner, F	UPI
1983	Phil Cox, G	AP, UPI
1980	Mike Rhodes, F	UPI
1979	Charles Davis, F	UPI, AP
1979	Tommy Springer, G	AP
1976	Jeff Fosnes, F	UPI, AP
1975	Jeff Fosnes, F	UPI, AP
1974	Terry Compton, G	AP
1974	Jeff Fosnes, F	AP
1973	Terry Compton, G	UPI
1971	Thorpe Weber, F	UPI, AP
1970	Perry Wallace, F	UPI, AP
1968	Bo Wyenandt, F	UPI
1967	Tom Hagan, G	UPI
1967	Jerry Southwood, G	UPI
1967	Bo Wyenandt, F	AP
1966	Keith Thomas, G	UPI
1965	Bob Grace, F	AP
1965	John Ed Miller, G	AP
1964	John Ed Miller, G	AP
1963	John Russell, G	AP
1962	John Russell, G	AP
1958	Jim Henry, G	AP
1957	Bobby Thym, G	AP
1956	Al Rochelle, G	AP
1956	Clarence Taylor, G	AP
1953	Dan Finch, G	AP
1952	Dave Kardokus, F	AP

1951	Bob Dudley Smith, F/G	C
1951	Al Weiss, C	C
1949	Billy Joe Adcock, F	AP

## ALL-SEC THIRD TEAM

Year	Name	Selection
2003	Matt Freije, F	AP
2002	Matt Freije, F	C
2000	Atiba Prater, G	AP
1995	Frank Seckar, G	C
1994	Ronnie McMahan, G	AP, C
1993	Kevin Anglin, F	AP
1993	Bruce Elder, F	AP
1991	Kevin Anglin, G	AP
1991	Scott Draud, G	UPI, AP
1990	Scott Draud, G	UPI
1988	Barry Goheen, G	UPI, AP
1986	Brett Burrow, C	UPI
1984	Phil Cox, G	UPI, AP
1981	Charles Davis, F	UPI
1980	Mike Rhodes, F	AP
1979	Mike Rhodes, F	UPI
1979	Tommy Springer, G	UPI
1978	Charles Davis, F	UPI
1978	Mike Rhodes, F	UPI, AP
1976	Butch Feher, G	UPI, AP
1974	Jeff Fosnes, F	UPI
1973	Steve Turner, C	AP
1972	Terry Compton, G	UPI
1971	Rod Freeman, F	AP
1971	Rudy Thacker, G	UPI
1970	Thorpe Weber, F	UPI, AP
1968	Bob Warren, F	UPI, AP
1968	Bo Wyenandt, F	AP
1967	Kenny Gibbs, F	AP
1967	Jerry Southwood, G	AP
1967	Bob Warren, F	UPI, AP
1967	Bo Wyenandt, F	UPI
1965	Bob Grace, F	UPI
1961	Don Ringstaff, F	AP
1960	Ben Rowan, F	AP
1956	Bobby Thym, F	AP
1955	Al Rochelle, G	AP

## ALL-SEC HONORABLE MENTION

Year	Name	Selection
2014	Rod Odom, F	AP
2011	Festus Ezeli, C	AP
2011	Jeffery Taylor, F	AP
2010	A.J. Ogilvy, C	AP
2010	Jeffery Taylor, F	AP
2009	A.J. Ogilvy, C	AP
2008	A.J. Ogilvy, C	AP
2007	Shan Foster, G/F	AP

## SEC SIXTH MAN OF THE YEAR

Year	Name	Selection
2010	John Jenkins, G	C
2004	Scott Hundley, G	C

## ALL-SEC DEFENSIVE TEAM

Year	Name	Selection
2017	Luke Kornet	C
2016	Luke Kornet	C
2015	Damian Jones	C
2012	Jeffery Taylor	C
2011	Jeffery Taylor	C
2010	Jeffery Taylor	C

## Coaches Awards

### NATIONAL COACH OF THE YEAR

Year	Name	Selection
1993	Eddie Fogler	AP, UPI, CBS, USBWA, Scripps-Howard, Sports Illustrated, Sporting News, Basketball Weekly

### SEC COACH OF THE YEAR

Year	Name	Selection
2010	Kevin Stallings	C
2007	Kevin Stallings	C
1993	Eddie Fogler	AP, C
1989	C.M. Newton	AP
1988	C.M. Newton	AP, UPI
1979	Wayne Dobbs	UPI
1976	Roy Skinner	UPI
1974	Roy Skinner	AP, UPI
1967	Roy Skinner	AP, UPI
1965	Roy Skinner	AP, UPI

## VANDERBILT HALL OF FAME

Yr Inducted	Player	Yrs
2008	Clyde Lee	1964-66
2008	Perry Wallace	1968-70
2009	Roy Skinner (Coach)	1959, 1962-76
2009	Charles Davis	1977-81
2010	Shan Foster	2006-09
2010	Ed Martin (Coach)	1985-89
2011	Will Perdue	1984-88
2013	Billy Joe Adcock	1948-50
2013	Pinky Lipscomb	1939-41
2017	Matt Freije	2001-04



# HONORS AND AWARDS

## USA BASKETBALL

Year	Name	Team
2011	John Jenkins	World University Games (China)
2007	Shan Foster	Pan Am Games (Brazil)
1984	Jeff Turner	Olympics (Los Angeles)
1982	Jeff Turner	World Championships (Columbia)
1979	Tommy Springer	World University Games (Mexico)

## ACADEMIC AWARDS

### FIRST TEAM ACADEMIC ALL-AMERICAN

Year	Name
1993	Bruce Elder*
1976	Jeff Fosnes
1975	Jeff Fosnes

\*All-American of the Year

### SECOND TEAM ACADEMIC ALL-AMERICAN

Year	Name
2017	Luke Kornet
1996	Frank Seckar
1992	Bruce Elder
1991	Steve Grant

### SEC SCHOLAR ATHLETE OF THE YEAR

Year	Name	Selection
2017	Luke Kornet, C	C

### ACADEMIC ALL-SEC

Year	Name
2017	Nolan Cressler, Luke Kornet, Jeff Roberson
2016	Josh Henderson, Damian Jones, Carter Josephs, Luke Kornet, Phil McGloin, Nathan Watkins
2015	Josh Henderson, Damian Jones, Carter Josephs, Luke Kornet, Shelby Moats, James Siakam, Nathan Watkins
2014	Josh Henderson, Carter Josephs, Shelby Moats, Rod Odom, Nathan Watkins
2013	Shelby Moats
2012	Festus Ezeli, Josh Henderson, Aaron Noll, Jordan Smart
2011	Joe Duffy, Chris Meriwether, Aaron Noll, Jordan Smart
2010	Elliott Cole, Joe Duffy, Chris Meriwether, Jordan Smart
2009	Elliott Cole, Joe Duffy, Andre Walker
2008	Ross Neltner, Davis Nwankwo, Elliott Cole
2007	Dan Cage, Ross Neltner, Ted Skuchas
2006	Dan Cage
2005	Dan Cage, Jason Holwerda, Dawid Przybyszewski, Ted Skuchas

2004	Jason Holwerda, Russell Lakey, Dawid Przybyszewski, Martin Schnedlitz
2003	Matt Carter, Russell Lakey, Martin Schnedlitz
2002	Matt Carter, Greg LaPointe
2001	Matt Carter, Sam Howard
2000	Darius Coulibaly, Atiba Prater, James Strong, Sam Howard
1999	Vince Ford
1998	Billy Di Spaltro, Drew Maddux
1997	Howard Pride
1996	Frank Seckar, Chad Sheron
1995	Bryan Milburn, Frank Seckar, Chad Sheron, Pax Whitehead
1994	Bryan Milburn, Frank Seckar, Chad Sheron
1993	Kevin Anglin, Bruce Elder, Bryan Milburn
1992	Kevin Anglin, Bruce Elder
1991	Kevin Anglin, Scott Draud, Bruce Elder, Steve Grant, Charles Mayes
1990	Alberto Ballestra, Scott Draud, Steve Grant, Charles Mayes
1989	James Amsler, Barry Goheen, Steve Grant, Charles Mayes
1988	Barry Booker, Barry Goheen
1987	Barry Goheen, Steve Reece
1986	Steve Reece
1985	Phil Cox, Steve Reece
1984	Phil Cox, Al McKinney, Jeff Turner
1983	Phil Cox, Al McKinney, Jeff Turner, Doug Weikert
1980	Pat Berwanger
1979	Tom Shultz
1978	Tom Shultz
1977	Tom Shultz
1976	Jeff Fosnes, Mike Moore
1975	Jeff Fosnes
1974	Bob Chess, Terry Compton, Jeff Fosnes
1973	Ray Maddux
1972	Ray Maddux
1971	Van Oliver
1970	Ralph Mayes
1969	Ralph Mayes
1968	Gene Lockyear
1967	Gene Lockyear
1966	Ron Knox, Gene Lockyear
1963	Bob Scott

### 1ST-YEAR SEC ACADEMIC HONOR ROLL

Year	Name
2017	Larry Austin, Jr.
2016	Samir Sehic, Joe Toy
2015	Nolan Cressler
2015	Phillip McGloin
2015	Jeff Roberson
2014	Luke Kornet
2013	Alex Gendelman

2012	Shelby Moats
2009	Aaron Noll
2009	Jordan Smart
2008	Elliott Cole
2003	Ted Skuchas

## Leadership & Sportsmanship

### ROY SKINNER AWARD

(Presented by the Kiwanis Club to the player who exhibited excellence in leadership, perseverance and performance during his career)

Year	Name
2006	Julian Terrell
2005	Jason Holwerda
2004	Matt Freije
2003	Matt Carter
2002	Darius Coulibaly, Sam Howard
2001	Greg LaPointe, Anthony Williams
2000	Dan Langhi
1999	Vince Ford
1998	Austin Bates, Billy Di Spaltro, Drew Maddux
1997	Howard Pride
1996	Frank Seckar
1995	Ronnie McMahan
1994	Billy McCaffrey
1993	Kevin Anglin, Bruce Elder
1992	Todd Milholland
1991	Charles Mayes, Steve Grant, Scott Draud
1990	Derrick Wilcox

### CIVITAN SPORTSMANSHIP AWARD

Year	Name
2003	Matt Freije
1997	Drew Maddux
1994	Dan Hall
1993	Kevin Anglin
1992	Todd Milholland
1991	Charles Mayes
1990	Derrick Wilcox
1989	James Amsler
1988	Barry Booker
1987	Steve Reece
1986	Jeff Gary
1985	Phil Cox
1984	Jimmy Lenz
1983	James Williams
1982	Doug Weikert
1981	Brian Allsmiller
1980	Mark Elliott
1979	Mark Elliott
1977	Tim Thompson
1976	Joe Ford



# HONORS AND AWARDS

1975	Bob Chess
1974	Lee Fowler
1973	Terry Compton
1972	Tom Arnholt
1970	Perry Wallace
1969	Tom Hagan
1968	Bob Warren
1967	Bob Warren
1966	Keith Thomas
1965	Clyde Lee
1964	Clyde Lee
1963	Jerry Hall
1962	Bobby Bland
1961	Larry Banks
1960	Jim Henry, Ben Rowan

## SEC SPORTSMANSHIP AWARD

(Presented by the Tennessee Club.  
Based on vote by league players)

Year	Name
1970	Perry Wallace
1968	Bob Warren
1966	Clyde Lee
1965	John Ed Miller

## SEC FRESHMAN OF THE WEEK

Year	Name	Date
2015	Riley LaChance	Mar. 9
2015	Riley LaChance	Feb. 9
2015	Riley LaChance	Jan. 5
2014	Riley LaChance	Dec. 15
2014	Wade Baldwin IV	Nov. 24
2014	Damian Jones	Feb. 24
2013	Kevin Bright	Mar. 4
2012	Kevin Bright	Dec. 10
2010	John Jenkins	Mar. 1
2010	John Jenkins	Jan. 11
2010	John Jenkins	Jan. 4
2007	A.J. Ogilvy	Nov. 12
2007	A.J. Ogilvy	Dec. 31
2008	A.J. Ogilvy	Jan. 7
1992	Ronnie McMahan	Feb. 10
1988	Charles Mayes	Jan. 25

## SEC PLAYERS OF THE WEEK

Year	Name	Date
2017	Luke Kornet	Mar. 6
2016	Damian Jones	Feb. 29
2014	Rod Odom	Feb. 10
2012	Kyle Fuller	Dec. 10
2012	John Jenkins	Feb. 20
2012	Jeffery Taylor	Jan. 30
2011	John Jenkins	Feb. 14











\*\*\*\*\*  
**COMMODORES IN THE PROS**



# VANDERBILT IN THE PROS



**Wade Baldwin IV**  
2016-



**Damian Jones**  
2016-



**John Jenkins**  
2012-



**Festus Ezeli**  
2012-17



**Jeffery Taylor**  
2012-



**Shan Foster**  
2008



**Derrick Byars**  
2007, 2012



**Matt Freije**  
2005, 2007



**Frank Kornet**  
1990-91



**Jeff Turner**  
1985-87,  
1990-96



**Bill Ligon**  
1974



**Clyde Lee**  
1967-1971

## COMMODORES IN THE NBA DRAFT

Year	Player	Team	Round
2016	Wade Baldwin IV	Memphis	1st (17th pick)
	Damian Jones	Golden State	1st (30th pick)
2012	John Jenkins	Atlanta	1st (23rd pick)
	Festus Ezeli	Golden State	1st (30th pick)
	Jeffery Taylor	Charlotte	2nd (31st pick)
2008	Shan Foster	Dallas	2nd
2007	Derrick Byars	Portland (Traded to Philadelphia)	2nd
2004	Matt Freije	Miami	2nd
2000	Dan Langhi	Dallas (Traded to Houston)	2nd
1989	Frank Kornet	Milwaukee	2nd
1988	Will Perdue	Chicago	1st (11th pick)
1987	Glen Clem	New York	5th
1984	Jeff Turner	New Jersey	1st (7th pick)
1981	Charles Davis	Washington	2nd
	Mike Rhodes	San Antonio	5th
1980	Tommy Springer	Denver	7th
1976	Butch Feher	Phoenix	2nd
	Jeff Fosnes	Golden State	4th
1974	Jan van Breda Kolff	Portland	2nd
	Terry Compton	Kansas City-Omaha	4th
	Bill Ligon	Detroit	10th
1973	Steve Turner	Boston	10th
	Rod Freeman	Philadelphia	11th
1971	Thorpe Weber	Boston	6th
1970	Perry Wallace	Philadelphia	5th
1969	Tom Hagan	San Francisco	3rd
	Bob Bundy	Atlanta	7th
1968	Bob Warren	Atlanta	4th
	Bo Wyenandt	Cincinnati	10th
1967	Jerry Southwood	Baltimore	18th
1966	Clyde Lee	San Francisco	1st (3rd pick)
	Keith Thomas	Los Angeles	6th
1961	Bill Depp	Boston	3rd
1959	Jim Henry	Minneapolis	6th
1957	Al Rochelle	St. Louis	5th
1954	Dan Finch	Minneapolis	—
1951	George Kelley	Indianapolis	—







# VU LETTERMEN

## A

Abernathy, Dick, "Ab", 1930  
 Adair, Andrew, 1983  
 Adams, A. G., Jr., 1908  
 Adams, Alf, "Shug", 1919, 20  
 Adams, Joseph, "Bud", 1986, 87  
 Adcock, Billy Joe, 1948, 49, 50  
 Akin, Lewis E., 1957  
 Allsmiller, Brian, 1978, 79, 80, 81  
 Amaechi, John, 1991  
 Amsler, James, 1988, 89  
 Anglin, Kevin, 1990, 91, 92, 93  
 Arnholt, Tom, 1970, 71, 72  
 Astroth, A.J., 2013

## B

Bailey, J. M., 1918  
 Baird, Sonny, 1942  
 Baker, Dave, 1927, 28  
 Baker, Fred, 1995  
 Baldwin IV, Wade, 2015, 16  
 Ball, Byron, 1985, 86  
 Ball, J. A., 1946  
 Ballenger, Ryan, 1942  
 Ballestra, Alberto, 1989, 90  
 Banks, Larry E., 1959, 60, 61  
**Baptiste, Djery, 2017**  
 Bartch, Hal, 1968, 69  
 Bates, Austin, 1994, 96, 97, 98  
 Bates, Don, 1957  
 Bates, Doug, 1971, 72, 73  
 Beal, Jermaine, 2007, 08, 09  
 Bell, Alvin, "Pep", 1921, 22, 23, 24  
 Benjamin, Fred, 1988, 89, 91  
 Bennett, Erskin, 1975  
 Bemenderfer, Neil, 1975, 76  
 Berwanger, Pat, 1978, 79, 80  
 Bell, Keegan, 2008  
 Beth, Aaron, 1991, 92, 93, 94  
 Biles, Shelton, 1944  
 Blair, Frank, 1914, 15, 16  
 Blair, Frank, 1946  
 Blake, C. B., 1904  
 Blake, B., 1907  
 Blake, D., 1907  
 Blake, J. V., 1908  
 Blake, R. E., 1904  
 Bland, Robert R., 1960, 61, 62  
 Bomar, Lynn, 1922, 23, 24  
 Booker, Barry, 1986, 87, 88, 89  
 Boswell, Dave, 1966, 67  
 Bridges, Frank, 1926, 27, 28  
 Bright, Kevin, 2013  
 Brock, Jack, 1945  
 Brooks, Dan, 1926, 27, 28  
**Brown, Clewon, 2017**  
 Brown, Enoch, "Nuck", 1912, 13, 14  
 Brown, JeJuan, 2007  
 Brown, Manning, 1922  
 Brown, Robert, 1909, 10, 11  
 Brown, Tom, 1912, 13, 14  
 Brubaker, Robert, 1937  
 Brumbach, Charles F., 1909

Bryngelson, Bill, 1944, 45  
 Buchi, Harold, 1935  
 Buechlein, Charles A., 1955, 56  
 Bundy, Bob, 1967, 68, 69  
 Burrow, Brett, 1983, 84, 85, 86  
 Burton, Robert E., 1960, 62  
 Butler, Glen, 1970, 71, 72  
 Byars, Derrick, 2006, 2007

## C

Cage, Dan, 2004, 05, 06, 07  
 Caldwell, W. H. Gerald, Jr., 1955  
 Calvert, Roy Wayne, 1964, 65, 66  
 Cammarata, Rick, 1969  
 Campbell, Kenny, 1965, 66, 67, 68  
 Carloss, Matt, 1934, 35, 36  
 Carroll, DeMarre, 2005, 06  
 Cattelino, John, 1972, 73  
 Chalfant, Bertram, 1930, 31  
 Chess, Bob, 1972, 73, 74, 75  
 Childs, Ralph A., 1956  
 Clark, Jimmy, 1951  
 Clark, Ray, 1960, 61, 62  
 Clary, Ben, 1902, 03  
 Clary, J., 1902  
 Clary, Lawson, 1902, 03, 04  
 Clem, Glen, 1984, 85, 86, 87  
 Cody, Joshuway, 1915, 16, 20  
 Coffee, Shelby, 1929, 30, 31  
 Cole, Elliott, 2008, 09  
 Coleman, Dave, 1935, 36, 37  
 Collett, Mike, 1988  
 Compton, Terry, 1972, 73, 74  
 Conn, Jimmy, 1970, 71  
 Cook, Charlie, 1927, 28  
 Corcoran, Tony, 1942  
 Corman, George, 1918  
 Coulibaly, Darius, 1999, 00, 01, 02  
 Coverdale, Jonas, 1924, 25  
 Covington, Connie, 1918  
 Cox, Phil, 1982, 83, 84, 85  
 Cowan, Gerald, 1921, 22  
 Craig, Mike, 1948, 49  
 Crain, Carl, 1976, 77, 78, 79  
 Cram, Donald, 1928, 29, 30  
 Crook, Senter, 1918, 19  
 Cugini, Gianni, 1996, 97  
 Cummings, Jim, 1953  
 Cummings, John, 1929  
 Cuninggim, Merrimon, 1929, 30  
 Curley, Pete, 1934, 35, 36  
 Curtis, Bucky, 1949

## D

Dalton, John, 1946  
 Daunic, Willy, 1990, 91, 92  
 Davidson, Robert, 1913, 14, 15, 16  
 Davies, Bob, 1984, 85  
 Davis, Charles, 1977, 78, 79, 80, 81  
 Davis, George H., 1954  
 Davis, H. W., 1901, 02, 03  
 Davis, Joe, "Sticky", 1941  
 Davis, Douglas P., 1929  
 DeCourcy, Neil, 1973, 74

Dehoney, Homer, 1943  
 Depp, William B., 1959, 60, 61  
 Derenbecker, John, 1981, 82  
 Diffie, Jimmy, 1945  
 Disharoon, Hugh, 1930  
 Di Spaltro, Billy, 1995, 96, 97, 98  
 Dixon, Rand, 1934  
 Doninger, John A., 1960, 61  
 Doyne, Barney, 1931  
 Drace, C. G., 1918  
 Drake, George, 2007, 08, 09  
 Draud, Scott, 1987, 88, 90, 91  
 Due, Dan, 1968, 69  
 Duffy, Joe, 2008, 09, 10, 11  
 Dulaney, Darrell, 1983, 84, 85, 86  
 DuPont, Michael, 1983  
 Duvier, Hank, 1948, 49, 50

## E

Elbert (NFNA)\*, 1926  
 Elder, Bruce, 1991, 92, 93  
 Elliott, Mark, 1977, 78, 79, 80  
 Embry, Slim, 1922, 23  
 Erwin, Roy V., 1908  
 Etheridge, David, 1985  
 Evans, Malik, 1992, 94, 95, 96  
 Ewers, Bill, 1945, 46  
 Ewing, William M., 1931  
 Ezeli, Festus, 2009, 10, 11, 12

## F

Feher, Ray, "Butch", 1973, 74, 75, 76  
 Feix, Bill, 1952, 53  
 Fields, Charley, 1936, 37  
 Finch, Dan, 1952, 53, 54  
 Fiser, Warren S., 1959, 60, 61  
**Fisher-Davis, M., 2015, 16, 17**  
 Floyd, Johnny, 1920  
 Ford, Joe, 1973, 74, 75, 76  
 Ford, Turney, 1938, 39  
 Ford, Vince, 1996, 97, 98, 99  
 Fortune, Chuggy, 1933  
 Fosnes, Jeff, 1973, 74, 75, 76  
 Foster, Julian, "Julie", 1931, 32, 33  
 Foster, Raymond, 1923, 24  
 Foster, Shan, 2005, 06, 07, 08  
 Fowler, Lee, 1972, 73, 74  
 Franklin, Adolph, 1929  
 Franklin, Tom, 1930  
 Frazier, Anddrikk, 1995  
 Freeland, E. Y., 1910, 11, 12  
 Freeman, Rod, 1970, 71, 72, 73  
 Freije, Matt, 2001, 02, 03, 04  
 French, James E., 1956, 57, 58  
 Fridrich, Gerald, 1952, 53, 54, 55  
 Fuller, Greg, 1977, 78, 79  
 Fuller, Kyle, 2011, 12, 13, 14

## G

Gambill, John M., 1963, 64  
 Gannaway, Herbert, 1901  
 Gary, Jeff, 1982, 83, 84, 85, 86  
 Gayden, Hamilton, 1957  
 Gee, Billie Frank, 1953, 54, 55, 56

Gendelman, Alex, 2013  
 Geny, Willie, 1934, 35, 36  
 Gibbs, Jo Malcolm, 1954, 55, 56, 57  
 Gibbs, Kenny, 1965, 66, 67  
 Gibson, Roy M., 1928  
 Gilbert, Mack, 1929  
 Gilmore, W. L., 1910  
 Gish, Bobby Lance, 1962, 63  
 Gleaves, Dick, 1920, 21  
 Godchaux, Frank A., 1921  
 Godwin, Alex E., 1931  
 Goheen, Barry, 1986, 87, 88, 89  
 Gordon, Alex, 2005, 06, 07, 08  
 Gore, Charles, 1931  
 Goulbourne, Lance, 2009, 10, 11, 12  
 Govedarica, Ted, 1975  
 Grace, Robert W., 1963, 64, 65  
 Graham, Alvin, 1933  
 Graham, Dick, 1911  
 Graham, Ed, 1942  
 Graham, Jamie, 2008, 09  
 Graham, Robbie, 1990  
 Grant, Steve, 1988, 89, 90, 91  
 Graves, Joe, 1945  
 Gray, Jimmy, 1980, 81  
 Greenbaum, Ralph M., 1958  
 Green, Robert E., 1964, 65, 66  
 Gregor, Robert M., 1956, 57, 58  
 Grider, Sydney, 1986, 87  
 Griffiths, Ronald S., 1961, 62  
 Grossman, Thomas R., 1953

## H

Hackett, Walter, 1937, 38  
 Hagan, Tom, 1967, 68, 69  
 Hale, John W., 1959  
 Hall, Dan, 1990, 92, 93, 94  
 Hall, Glen, 1907  
 Hall, Jerry Don, 1960, 62, 63  
 Haller, Alex, 1945  
 Hambrick, David, 1943, 44  
 Hamilton, E. J., 1903, 04  
 Hammond, Aubrey, 2005, 06, 07  
 Hanna, Ross, 1938, 39, 40  
 Hardage, L. W., 1912  
 Harlan, Bill, 1938, 39  
 Harrison, Charles E., 1953, 54, 55, 56  
 Heistand, Ed, 1939  
 Heldman, Jack, 1950, 51, 52  
 Henderson, Josh, 2012, 13, 14, 15, 16  
 Henderson, Tommy, 1931, 32, 33  
 Hendricks, Harvey, 1918  
 Henry, Douglas, 1911  
 Henry, James E., 1957, 58, 59  
 Herring, Bucky, 1951  
 Hines, Charles R., 1963, 64  
 Hinkle, Carl, 1936  
 Hinkle, Charles, 2009  
 Hinton, Don R., 1957, 58, 59  
 Holdgraf, Maurice, 1940, 41  
 Holland, Martin W., 1958  
 Holman, Whit, 1946

Holwerda, Jason, 2002, 03, 04, 05  
 Hopper, Lynch, 1967  
 Horowitz, Arthur, 1938  
 Hosbach, John S., 1962, 63  
 Houghland, Hubbard, 1957, 58  
 Howard, Sam, 1999, 00, 01, 02  
 Howell, Joe T., 1902  
 Howington, Jim, 1907  
 Hudson, L. D., 1903  
 Huggins, Harold "Skinny", 1932, 33, 34  
 Hughes, David, 1982  
 Hughes, Russell, 1913  
 Hundley, Scott, 2001, 02, 03, 04  
 Hunter, Ed, 1937, 38, 39  
 Hutcheson, W. G., 1913  
 Hyden, Johnny, 1940, 41

## I

Irby, Jack, 1939, 40  
 Ireland, William C., 1938  
 Ireland, Francis J., 1930  
 Izzard, George D., 1911  
 Izzaguerre, Carlos, 1944

## J

Jarrett, J. H., 1915  
 Jenkins, Jack, 1941, 42  
 Jenkins, John, 2010, 11, 12  
 Jennings, William R., 1956  
 Jeter, Sheldon, 2013  
 Johnson, John H., 1963  
 Johnson, Kedren, 2012, 13  
 Johnson, W. S., Jr., 1960, 61, 62  
 Joiner, David, 1984, 85  
 Jones, Bob, 1949  
 Jones, Damian, 2014, 15, 16  
 Jones, Grinnell, 1901, 02, 03, 04  
 Jones, Herbert, 1911  
 Jones, Rick, 2000  
 Jones, Willie, "Hutch", 1980, 81, 82  
 Jordan, Victor, 1979  
 Josephs, Carter, 2013, 14, 15, 16

## K

Kardokus, Dave, 1950, 51, 52  
 Keene, Jess, 1926  
 Keene, Pete, 1934, 35  
 Keeton, James, 1937  
 Keffer, Dicky, 1975, 76, 77  
 Keller, William F., 1954, 55, 56, 57  
 Kelley, George, 1949, 50, 51  
 Keris, Andris, 2013  
 Kilzer, Walter, 1943  
 King, Red, 1931, 32  
 Kirkes, Patrick, 1930, 31, 32  
 Klein, Louis, 1962  
 Klyce, W. Henry, 1912  
 Knox, Ron, 1966, 67  
 Kornet, Frank, 1986, 87, 88, 89  
 Kornet, Luke, 2014, 15, 16, 17  
 Kraft, Joe, 1943, 46  
 Kramb, Tom, 1975  
 Kuhn, Oliver "Doc", 1922, 23  
 Kuiper, Paul, 1982



# VU LETTERMEN

Kyle, Frank, 1903

## L

**LaChance, Riley, 2015, 16, 17**  
 LaFevor, Bill, 1968  
 Lakey, Russell, 2001, 02, 03, 04  
 Laks, Henry, 1941, 42, 43  
 Lampley, Jim, 1979, 80  
 Lane, Bill, 1949  
 Langhi, Dan, 1997, 98, 99, 00  
 Lanier, Sartain, 1931  
 LaPointe, Greg, 1998, 99, 00, 01  
 Lassiter, R. L., 1918  
 Laughinghouse, Scott, 1988  
 Laurent, John W., 1959, 60  
 Lawrence, Bobby, 1944, 49  
 Lawson, Chris, 1993, 94  
 Lawson, Douglas, 1944, 45  
 LeBlanc, Michael, 1999  
 Lee, Clyde W., 1964, 65, 66  
 Lekwauwa, Sam, 2000  
 Lenz, Jimmy, 1981, 82, 83, 84  
 Ligon, Bill, 1972, 73, 74  
 Linder, Kevin, 1981, 82  
 Lipscomb, Brant, "Pinky", 1939, 40, 41  
 Little, Joe, 1938, 39, 40  
 Lockhart, Eugene, 1907  
 Lockyear, Gene, 1965, 66, 67, 68  
 Lowenstein, Louis, 1928, 29  
 Lowenthal, Jay, 1976, 77, 78, 79  
 Lucas, J.J., 1995  
 Luck, J. M., 1913

## M

MacKenzie, Tom, 1952, 53, 54  
 Maddux, Drew, 1995, 96, 97, 98  
 Maddux, Ed, 1943  
 Maddux, Ray, 1971, 72, 73  
 Malone, Charles, 1946  
 Malone, William, 1933  
 Maloney, Matt, 1991  
 Manning, Ray, 1937, 38  
 Marsh, Earl, 1930, 31, 32  
 Martin, Carl, "Zeke", 1909, 10, 11, 12  
 Martin, Willie, 1926, 27  
 Mason, James, 1946  
 Mayes, Charles, 1988, 89, 90, 91  
 Mayes, Ralph, 1969, 70, 71  
 Mayfield, George, 1945  
 Mayson, Dave, 1937  
 McBee, Dalton, 1935  
 McCabe, Scott, 1984, 85  
 McCaffrey, Billy, 1993, 94  
 McCall, John, 1925, 26, 27  
 McChesney, George, 1950, 51  
 McClellan, Darshawn, 2008, 2009, 10  
 McGehee, R. B., 1909, 10  
 McGloin, Phillip, 2015, 16  
 McGuire, Bobby, 1948  
 McKibbin, Fred, 1925  
 McKinney, Al, 1981, 82, 83, 84  
 McMahan, Ronnie, 1992, 93, 94, 95  
 McSwain, Warren, 1973, 74  
 Meiers, Freddie, 1923

Meriwether, Chris, 2009, 10, 11  
 Metcalfe, Alan, 2005, 06, 07, 08  
 Metz, Charles, 1941  
 Mifford, J. A., 1915  
 Milburn, Bryan, 1992, 93, 94, 95  
 Milholland, Todd, 1989, 90, 91, 92  
 Miller, Al, 1981, 82  
 Miller, John Ed, 1963, 64, 65  
 Miller, Marvin, 1933  
 Milliken, John, 1938, 39, 40  
 Mills, Chuck, 1943  
 Mitchell, Shelton, 2015  
 Moats, Shelby, 2012, 13, 14, 15  
 Moore, Chuck, 2001, 02  
 Moore, Deandre, 1999  
 Moore, Mario, 2003, 04, 05, 06  
 Moore, Mike, 1973, 74, 75, 76  
 Morgan, Walter, 1912, 13, 14  
 Morrow, Garland, 1918, 19, 20, 21, 23  
 Moss, Malcolm, 1925, 26, 27  
 Motlow, Thomas, 1901  
 Munday, Irvin, 1948

## N

Neely, W. D., 1908, 09, 10  
 Neff, Randy, 1986, 87  
 Nelson, Oscar G., 1910, 11, 12, 13, 14  
 Netner, Ross, 2007, 08  
 Newland, Bruce, 1943  
 Noll, Aaron, 2009, 10, 11, 12  
 Nordhaus, George, 1952, 53, 54, 55  
 North, John, 1943  
 Norton, John, 1973, 74, 75, 76  
 Norton, Roland, "Rolly", 1919, 20  
 Nunnery, Rob, 1992  
 Nwankwo, Davis, 2006

## O

O'Callaghan, Harry N., 1926  
 Odom, Rod, 2011, 12, 13, 14  
 Ogilby, Kevin, 1989  
 Ogilvy, A.J., 2008, 2009  
 Oliver, Bobby, 1934, 35  
 Oliver, Van, 1969, 70, 71  
 Olsen, Julian, 1941, 42, 43  
 Overly, Ken, 1934, 35, 36, 37  
 Owen, Tommy, 1942, 43

## P

Page, Keith, 1976, 77  
 Pardue, Howard, 1934  
 Pardue, Tom, 1943  
 Parker, Dai-Jon, 2012, 13, 14  
 Parker, L., 1915, 16  
 Parks, Haworth, 1948, 49  
 Parks, Jr., Haworth, 1972, 74  
 Paschall, A. B., 1909  
 Patterson, R. M., 1908, 09  
 Patton, W., 1903  
 Payton, Adam, 2003, 04  
 Peebles, Mac, 1940  
 Pentecost, Clement, 1909, 10  
 Perdue, Will, 1984, 86, 87, 88  
 Perry, Alexander, 1901

Petrie, Garner, 1965  
 Pflieger, Jeff, 1983  
 Pickens, D. R., 1903, 04  
 Pirrie, Jack Allen, 1958, 60  
 Pinson, T. W., 1912  
 Pinson, William, 1908, 09  
 Plasman, Dick, 1935, 36  
 Plavich, Brendan, 2001, 02  
 Porter, Slim, 1924, 26  
 Prater, Atiba, 1997, 98, 99, 00  
 Pride, Howard, 1994, 95, 96, 97  
 Procter, J. B., 1908  
 Przybyszewski, Dawid, 2002, 03, 04, 05

## Q

Quarles, David, 1985

## R

Ray, Felix, "Rope", 1943  
 Ray, H., 1916  
 Reece, Steve, 1984, 85, 86, 87  
 Reese, Ernest, 1901  
 Reeves, Gilvie, "Gibby", 1924, 25  
 Reeves, Bobby, 1948, 49  
 Reeves, E. E., 1923  
 Reid, Eric, 1987, 88, 89, 90  
 Reyer, George W., 1913, 15, 16  
 Rhodes, Mike, 1978, 79, 80, 81  
 Rice, Lee, 1944  
 Rich, Herb, 1947  
 Richardson, Dave, 1969, 70, 71  
 Richmond, Billy, 2001  
 Richter, Harry, 1941  
 Riley, William Joe, 1953, 54, 55, 56  
 Ringstaff, Don E., 1961  
**Roberson, Jeff, 2015, 16, 17**  
 Roberts, H. H., 1916  
 Robinson, Ben, 1945  
 Robinson, Pete, 1948, 49, 50  
 Rochelle, Alvin R., Jr., 1955, 56, 57  
 Rodriguez, David, 2007  
 Rogers, J. W., 1911  
 Ross, R., 1931  
 Rowan, Ben H., 1958, 59, 60  
 Rucker, Chris, 1992  
 Rue, Harrison, 1940, 41, 42  
 Rupp, Adolph Frederick III  
 "Chip", 1986, 87  
 Russell, John E., 1961, 62, 63  
 Rutherford, Jimmy, 1928, 29, 30  
 Ryan, Tommy, 1921, 22, 24, 25  
 Rymer, Bob, 1937, 38, 39

## S

Salter, Hiram P., 1928  
 Scales, E. P., 1907  
 Schnedlitz, Martin, 2002, 03, 04  
 Schulman, Ralph, 1953  
 Schurig, Roger P., 1963, 64, 65  
 Schweer, Chris, 1970, 71, 73  
 Scobey, David, "Lil Dave", 1943, 45  
 Scott, Robert E., 1962, 63  
 Scoggins, Jim, 1933, 34, 35  
 Seckar, Frank, 1993, 94, 95, 96

Sehic, Samir, 2016  
 Shackelford, John, 1931, 32  
 Shanklin, Robert, 1937  
 Sharp, Allen, 1927, 28, 29  
 Sharp, Henry, 1913  
 Sharp, Joe, 1945  
 Sharp, Vernon, 1927, 28  
 Sherman, N. W., "Doochie", 1918, 19  
 Sheron, Chad, 1993, 94, 95, 96  
 Shultz, Tom, 1975, 77, 78, 79  
 Siakam, James, 2012, 13, 14, 15  
 Sikes, Ammie, 1914, 15  
 Simmons, Walter H., 1901  
 Simpson, Paul C., 1931  
 Simpson, Wallace, 1924  
 Skuchas, Ted, 2004, 05, 06, 07  
 Smart, Jordan, 2010, 11, 12  
 Smith, Bob Dudley, 1950, 51, 52  
 Smith, Clarence, 1977, 78, 79, 80  
 Smith, Corey, 2002, 03, 04, 05  
 Sneed, John, 1975, 76, 77, 78  
 Sorrells, Samuel A., 1909, 10  
 Southwood, Gene, 1950, 51, 52  
 Southwood, Jerry, 1965, 66, 67  
 Springer, Tommy, 1977, 78, 79, 80  
 Srygley, Ted, 1921, 22, 23, 24  
 Stevens, Scott, 1987  
 Stone, J. N., 1907  
 Stringer, William K., 1930  
 Strong, James, 1997, 98, 99, 00  
 Stuart, Jim, 1925, 26, 27  
 Surman, Robert C., 1955  
 Swartz, William G., 1931, 32

## T

Tate, Ed., 1948  
 Taylor, Clarence, 1953, 54, 55, 56  
 Taylor, Jeffery, 2009, 10, 11, 12  
 Taylor, Wayne F., 1963, 64, 65  
 Tchiengang, Steve, 2009, 10, 11, 12  
 Templeton, J. W., 1926  
 Tenngren, Iiro, 1999  
 Terrell, Julian, 2003, 04, 05, 06  
 Thacker, Rudy, 1969, 70, 71  
 Thoele, Robert, 1988  
 Thomas, E. Dewey, 1953  
 Thomas, John, 1927  
 Thomas, Julian, 1919, 20, 21, 22  
 Thomas, Roger Keith, 1964, 65, 66  
 Thompson, Alex, 1972  
 Thompson, Tim, 1976, 77, 78, 79  
 Thornton, Brian, 2002, 03  
 Throop, Willard, 1907, 08  
 Thweatt, Poyner, 1940, 41, 42  
 Thym, Robert, 1954, 55, 56, 57  
 Tigert, J. J., 1903, 04  
 Tinsley, Brad, 2009, 10, 11, 12  
 Tipton, Winston, 1939  
 Todd, Andy, 1948  
**Toye, Joe, 2016, 17**  
 Travis, Dave, 1945  
 Travis, William, 1937  
 Throgmorton, Rannie, 1936, 37

Turner, Jeff, 1981, 82, 83, 84  
 Turner, John, 1932  
 Turner, L. T., 1915, 16  
 Turner, Steve, 1970, 71, 73

## V

Van Breda Kolff, Jan, 1972, 73, 74  
 Verhoeff, Roger, 1959

## W

Wade, Bruce, 1913  
 Wadlington, Bill, 1945, 46  
 Waits, Ed, 1950  
 Walker, Andre, 2008, 10, 11  
 Walker, Dick, 1923, 24  
 Wallace, Perry, 1968, 69, 70  
 Wampler, Jack, 1950  
 Warren, Bob, 1966, 67, 68  
 Watkins, Markese, 1996  
 Watkins, Nathan, 2013, 14, 15, 16  
 Watkins, Shirley, 1935, 36  
 Weakley, Samuel A., 1908, 09, 10  
 Weatherford, W. D., 1901, 02  
 Weaver, Charles, 1947  
 Webb, Jimmy, 1942  
 Weber, Thorpe, 1969, 70, 71  
 Webster, J. B., 1907  
 Weikert, Doug, 1980, 81, 82, 83  
 Weiner, (NFNA)\*, 1931  
 Weiss, Al, 1951, 52  
 Welhoelter, Art, 1968, 69, 70  
 Westbrook, Bobby, 1983, 84, 85, 86, 87  
 Wheat, Morgan, 1989, 90, 91  
 White, Bob, 1952, 53  
 Whitehead, Pax, 1995, 96, 97  
 Whitnell, W. M., 1913  
 Wilcox, Derrick, 1987, 88, 89, 90  
 Williams, Anthony, 1998, 99, 00, 01  
 Williams, Brian, 1997, 98  
 Williams, Dick, 1948  
 Williams, James, 1980, 81, 82, 83  
 Williams, Kelley, 1985  
**Willis, Payton, 2017**  
 Windes, Ken, 1926  
 Woodard, F. C., 1915, 16  
 Woods, Chris, 1992, 93, 94, 95  
 Woolf, E. L., 1901  
 Wyenandt, Robert "Bo", 1966, 67, 68

## Y

Yates, Douglas J., 1957, 58, 59  
 Yates, Les, 1969, 70, 71  
 Young, B., 1931  
 Young, Spence, 1974, 75, 76, 77  
 Young, Ted, 1980, 81, 82, 83

## Z

Zerfoss, Tommie, 1916, 19, 20

**Current letterwinners in Bold**



# VU JERSEY NUMBERS

## 00

Phil Cox, 1981-85

## 0

Jermaine Beal, 2007-10  
Camron Justice, 2016  
Shelton Mitchell, 2015  
Rod Odom, 2013-14

## 1

Eric McClellan, 2013-14  
Mario Moore, 2003-2006  
Brad Tinsley, 2009-12  
**Payton Willis, 2017-present**

## 2

Festus Ezeli, 2008  
Alex Gordon, 2005  
Charles Hinkle, 2008-09  
Kedren Johnson, 2012-13  
David Rodriguez, 2007  
Brian Thornton, 2001-03  
**Joe Toye, 2016-present**

## 3

**Larry Austin, Jr., 2018-present**  
Billy DiSpaltro, 1994-98  
Festus Ezeli, 2009-12  
Hank Duvier, 1948-49  
Alex Gordon, 2006-08  
Jason Holwerda, 2001-2004  
Michael LeBlanc, 1998-99  
Luke Kornet, 2014-17  
Howard Pride, 1993-94  
Derrick Wilcox, 1986-90

## 4

Wade Baldwin IV, 2015-16  
Barry Booker, 1985-89  
Derrick Byars, 2006-07  
Darius Coulibaly, 1997-02  
Malik Evans, 1993-94  
Anddrikk Frazier, 1994-95  
A.J. Ogilvy, 2008-10  
Haworth Parks, 1948-49

## 5

Bruce Elder, 1990-93  
Malik Evans, 1994-96  
**Matthew Fisher-Davis, 2015-present**  
Alex Gendelman, 2013  
Lance Goulbourne, 2009-12  
George Kelley, 1948-49  
Geoff Peck, 2002-03  
Brendan Plavich, 2000-02  
Atiba Prater, 1997-00

## 6

Mike Craig, 1948-49  
Bill Lane, 1948-49

## 8

Bobby Lawrence, 1948-49

## 9

Billy Joe Adcock, 1948-49

## 10

Aaron Beth, 1990-94  
Sydney Grider, 1985-87  
Sam Howard, 1997-02  
Chris Meriwether, 2009-11  
Adam Payton, 2002-03  
Nathan Watkins, 2013-16  
Doug Weikert, 1979-83  
Kelley Williams, 1984-85

## 11

John Ameachi, 1990-91  
Bob Davies, 1984-85  
Kyle Fuller, 2011-14  
Bob Jones, 1948-49  
Russell Lakey, 2000-03  
Jimmy Lenz, 1980-84  
J.J. Lucas, 1994-96  
Alan Metcalfe, 2005-08  
**Jeff Roberson, 2015-present**  
Tommy Springer, 1977-80

## 12

**Djery Baptiste, 2016-present**  
Austin Bates, 1993-98  
Barry Goheen, 1985-89  
Matt Maloney, 1990-91  
Phillip McGloin, 2015  
Al McKinney, 1980-84  
Billy Richmond, 2000-01  
Pete Robinson, 1948-49  
Jordan Smart, 2009-12

## 13

Bud Adams, 1985-87  
Tom Arnholt, 1969-72  
Keegan Bell, 2008  
Scott Draud, 1987-91  
Joe Ford, 1972-73  
**Riley LaChance, 2015-present**  
John Norton, 1973-75  
Howard Pride, 1994-97  
Dawid Przybyszewski, 2001-2005  
Jim Sloan, 1948-49  
James Strong, 1997-00

## 14

Larry Austin, Jr., 2017  
Bucky Curtis, 1948-49  
Aubrey Hammond, 2005-07  
David Joiner, 1983-85  
Rick Jones, 1999-00  
Carter Josephs, 2013-16  
Billy McCaffrey, 1992-94  
Aaron Noll, 2009-12

## 15

Kevin Bright, 2013  
**Clevon Brown, 2017-present**  
Elliott Cole, 2008-11  
Vince Ford, 1995-99  
Mike Gambill, 1963-64 (road)  
Jimmy Gray, 1979-81  
Chris Messenger, 2000-01

## 16

Ron Griffiths, 1962-63  
Noble Patton, 1951-52

## 17

Don Griffiths, 1960-61  
Jerry Hall, 1962-63  
Jack Pirrie, 1959-60  
Bobby Westbrook, 1982-87

## 20

Kevin Anglin, 1989-93  
A.J. Astroth, 2013  
Dan Cage, 2004-07  
Matt Carter, 1999-03  
Mark Elliott, 1976-77  
Jimmy French, 1955-56  
Jeff Gray, 1981-86  
Jim Henry, 1956-59  
Scott Laughinghouse, 1987-88  
Phillip McGloin, 2015-17  
Deandre Moore, 1998-99  
Irving Munday, 1947-48  
Mike Rhodes, 1977-81  
Paul Winokur, 1946-47

## 21

Andrew Adair, 1982-83  
Willy Daunic, 1989-92  
Bob Davies, 1983-84  
Hank Duvier, 1949-50  
Bill Johnson, 1962-63 (road)  
Sheldon Jeter, 2013  
Dicky Keffer, 1974-77  
Ralph Mayes, 1968-71  
Darshawn McClellan, 2008-11  
Al Miller, 1980-82  
Kevin Ogilby, 1988-89  
Haworth Parks, 1971-74  
David Quarles, 1984-85  
Al Rochelle, 1954-57  
Chip Rupp, 1985-88  
Samir Sehic, 2016  
Wayne Taylor, 1963-65  
Bob Warren, 1965-68  
Bob White, 1950-52  
Brian Williams, 1997-98

## 22

Bud Adams, 1986-87  
Charles Buechlein, 1952-53  
Demarre Carroll, 2005-2006  
George Davis, 1952-54  
Darrell Dulaney, 1982-86  
Mike Gambill, 1963-64  
Jamie Graham, 2008-09  
Robbie Graham, 1988-90  
Jerry Hall, 1959-61  
Don Hinton, 1956-59  
Willie Jones, 1979-82  
Lou Klein, 1962-63  
Ron Knox, 1965-67  
Bill LeFavor, 1967-68  
Bill Ligon, 1971-74  
Haworth Parks, 1946-48

Garner Petrie, 1964-65  
Don Ringstaff, 1960-61  
Frank Seckar, 1992-96  
Tom Shultz, 1974-79  
Gene Southwood, 1949-52  
Iiro Tenngnrtten, 1998-99  
Robert Thym, 1954-55  
Bob White, 1952-53  
Les Yates, 1968-71

## 23

Hal Bartch, 1967-69  
Glenn Butler, 1969-71  
Charles Davis, 1976-81  
Jeff Fosnes, 1972-76  
Ron Green, 1963-64  
Tom Hagan, 1966-67  
John Jenkins, 2010-12  
Lou Klein, 1960-61  
Lou Klein, 1962-63 (road)  
Michael LeBlanc, 1997-98  
Ronnie McMahan, 1991-95  
Herb Rich, 1946-47  
Bob Dudley Smith, 1949-52  
Wayne Taylor, 1963-64 (road)  
Dewey Thomas, 1952-53  
Alex Thompson, 1971-72  
Bobby Thym, 1952-57  
Markese Watkins, 1995-96  
Jack Todd, 1947-48

## 24

James Amsler, 1987-89  
Doug Bates, 1971-72  
Ralph Childs, 1955-56  
Glen Clem, 1983-87  
Nolan Cressler, 2015-17  
Mark Elliott, 1977-80  
Warren Fisher, 1960-61  
Joe Ford, 1973-76  
Bill Gee, 1952-55  
Scott Hundley, 2000-03  
Dave Kardokus, 1949-52  
Bobby Lawrence, 1946-47  
Dai-Jon Parker, 2012-14  
Jerry Southwood, 1964-67  
Tommy Springer, 1976-77  
Rudy Thacker, 1968-71  
Andre Walker, 2008-10  
Art Welhoelter, 1967-68  
Pax Whitehead, 1994-96  
Doug Yates, 1956-59

## 25

Larry Banks, 1958-61  
Rod Freeman, 1970-73  
Kenny Gibbs, 1964-67  
Jack Heldman, 1949-52  
Jim Lampley, 1978-79  
Warren McSwain, 1973-74  
Chuck Moore, 1999-02  
Pete Robinson, 1946-48  
Roger Schurig, 1963-64 (road)  
Clarence Taylor, 1951-56  
Jeff Turner, 1980-84





# VU JERSEY NUMBERS

Perry Wallace, 1967-70

**26**  
Mike Craig, 1946-48

**27**  
Billy Joe Adcock, 1946-48

**28**  
John Anderson, 1946-47  
Bobby McGuire, 1947-48

**29**  
John North, 1947-48  
Felix Ray, 1946-47

**30**  
Damian Jones, 2014-16  
Joe Kraft, 1946-47  
Atiba Prater, 1996-97  
Ed Tate, 1947-48

**31**  
Bobby Bland, 1959-62  
JeJuan Brown, 2007  
John Catteline, 1971-72  
Gianni Cugini, 1995-98  
Butch Feher, 1972-76  
Jimmy French, 1956-58  
Greg Fuller, 1976-77; 78-79  
Steve Grant, 1987-91  
Johnny Hale, 1958-89  
Gene Lockyear, 1965-68  
George McChesney, 1949-51  
John Ed Miller, 1963-65  
Joe Riley, 1952-56  
Paul Rubach, 1951-52  
Thorpe Weber, 1968-71  
Ted Young, 1979-83

**32**  
Doug Bates, 1970-71  
Rick Cammarata, 1968-69  
Kenny Campbell, 1965-68  
Tony Corcoran, 1946-47  
John Doninger, 1959-61  
Shan Foster, 2005-08  
Willie Jones, 1978-79  
Todd Milholland, 1988-92  
Will Perdue, 1983-88  
Ralph Schulman, 1952-53  
Roger Schurig, 1963-65  
Chad Sheron, 1992-96  
John Sneed, 1974-78  
Jan Van Breda Kolff, 1971-74  
Jack Wampler, 1949-50  
James Williams, 1979-83  
Anthony Williams, 1997-01

**33**  
Billy Joe Adcock, 1949-50  
Charlie Bennett, 1996-97  
Bob Bundy, 1966-69  
Wayne Calvert, 1963-66  
Carl Crain, 1975-79  
Neil DeCourcy, 1973-75

Jerry Fredrich, 1951-55  
Charles Harrison, 1955-56  
Sam Hosbach, 1960-63  
Hub Hougland, 1956-58  
Bill Johnson, 1959-60  
Andris Kehris, 2013  
Chris Lawson, 1992-94  
Tommy Owen, 1946-47  
Steve Reece, 1983-87  
Julian Terrell, 2003-2006  
Robert Thoele, 1987-88  
Steve Turner, 1969-71; 72-73  
Steve Tchiengang, 2009-12

**34**  
Don Bates, 1956-57  
Terry Compton, 1971-74  
Jimmy Conn, 1969-71  
George Drake, 2007-2009  
Michael Dupont, 1982-83  
Bill Gee, 1955-56  
Tom Grossman, 1951-53  
Tom Hagan, 1967-69  
Victor Jordan, 1978-79  
Frank Kornet, 1985-89  
Tom Kramb, 1974-75  
Shelby Moats, 2012-15  
Bob Surman, 1954-55  
Keith Thomas, 1963-66  
Tom Wainright, 1950-51  
Dick Williams, 1947-48

**35**  
Brian Allsmiller, 1979-81  
Erskin Bennett, 1974-75  
Charles Buechlein, 1954-55  
Matt Freije, 2000-03  
Bobby Lance Gish, 1960-63  
Ron Green, 1963-64 (road)  
Ron Green, 1964-66  
Ralph Greenbaum, 1957-58  
Johnny Laurent, 1958-60  
Tom Mackenzie, 1951-54  
Pete Robinson, 1949-50  
James Siakam, 2011-15  
Tim Thompson, 1975-79  
Art Welhoelter, 1969-70  
Morgan Wheat, 1988-91

**40**  
John Derenbecker, 1980-82  
Josh Henderson, 2011-16  
Jay Lowenthal, 1975-79  
Charles Mayes, 1987-91  
Bryan Milburn, 1991-95  
Randy Neff, 1985-87  
Rod Odom, 2010-Present

**41**  
Lewis Akin, 1956-57  
Brian Allsmiller, 1977-79  
Glenn Butler, 1971-72  
Bill Depp, 1958-61  
Ted Govedarica, 1974-76  
Dan Hall, 1989-94

Charles Harrison, 1952-55  
Bucky Herring, 1950-51  
Bob Hines, 1963-64  
Kevin Linder, 1980-82  
Ross Neltner, 2007-08  
Van Oliver, 1968-71  
Keith Page, 1976-77  
Bob Scott, 1962-63 (road)  
Ed Waits, 1949-50  
Bo Wyenandt, 1965-68

**42**  
Alberto Ballestra, 1988-90  
Dave Boswell, 1965-67  
Jimmy Clark, 1950-51  
Ray Clark, 1959-63  
John Doninger, 1958-59  
Tandy Easley, 1967-68  
Bob Grace, 1963-65  
Bob Gregor, 1956-58  
Dan Langhi, 1996-00  
George Nordhaus, 1951-55  
Davis Nwankwo, 2006  
Dave Richardson, 1968-71  
Martin Schnedlitz, 2000-03

**43**  
Ray Clark, 1962-63 (road)  
Jimmy Cummings, 1952-53  
Lee Fowler, 1971-74  
Bill Keller, 1952-57  
Clyde Lee, 1963-66  
Ben Rowan, 1957-60  
Al Weiss, 1950-52

**44**  
Bob Burton, 1959-61  
Bob Chess, 1971-72; 73-75  
Dan Due, 1967-68  
David Etheridge, 1984-85  
Billy Felix, 1951-53  
Jo Gibbs, 1952-57  
David Hughes, 1981-82  
George Kelley, 1950-51  
Jim Lampley, 1979-80  
Sam Lekwauwa, 1998-01  
Keith Page, 1975-76  
Jack Pirie, 1957-58  
Chris Schweer, 1969-71  
Chris Schweer, 1972-73  
Bob Scott, 1960-63  
Corey Smith, 2001-2005  
Jeffery Taylor, 2009-12  
Roger Verhoeff, 1958-59

**45**  
George Kelley, 1949-50  
Jerry Caldwell, 1954-55  
Dan Finch, 1951-54  
Warren Fisher, 1958-60  
Martin Holland, 1957-58  
Connie Mack Rea, 1950-51  
Ray Maddux, 1970-73  
Drew Maddux, 1994-98  
Mike Moore, 1973-76

Rod Odom, 2011-12  
John Russel, 1960-63  
Clarence Smith, 1976-80  
Keith Thomas, 1963-64 (road)  
Chris Woods, 1993-94

**50**  
Pat Berwanger, 1979-80  
Brett Burrow, 1982-86  
Mike Collett, 1987-88  
Joe Duffy, 2008-11  
Chris Woods, 1991-95

**51**  
Byron Ball, 1983-86  
Pat Berwanger, 1977-79  
Rob Nunnery, 1990-92  
Jeff Pflieger, 1982-83  
Spence Young, 1973-77

**52**  
Malik Evans, 1992-93  
Paul Kuiper, 1981-82  
Greg LePointe, 1997-01  
Scott McCabe, 1983-85  
Eric Reid, 1986-92

**53**  
Bob Burton, 1962-63  
Bob Grace, 1963-64 (road)

**54**  
Neil Bemenderfer, 1974-76  
Bill Johnson, 1962-63  
Ted Skuchas, 2003-07  
Andre Walker, 2010-11

**55**  
Fred Benjamin, 1987-91  
Jerry Hall, 1962-63 (road)





# VU VS. RANKED OPPONENTS

## Game-by-Game VS. RANKED OPPONENTS

### 2010's

Date	Rank-Opponent	Score
Mar. 10, 2017	#17 Florida#	W, 72-62 (ot)
Mar. 4, 2017	#12 Florida*	W, 73-71
Feb. 28, 2017	#9 Kentucky	L, 67-73
Feb. 18, 2017	#21 South Carolina*	W, 71-62
Jan. 21, 2017	#19 Florida	W, 68-66
Jan. 10, 2017	#6 Kentucky*	L, 81-87
Mar. 5, 2016	#20 Texas A&M	L, 67-76
Feb. 16, 2016	#16 Kentucky*	W, 74-62
Feb. 4, 2016	#8 Texas A&M*	W, 77-60
Jan. 23, 2016	#23 Kentucky	L, 57-76
Jan. 9, 2016	#22 South Carolina	L, 65-69
Dec. 22, 2015	#14 Purdue	L, 55-68
Dec. 6, 2015	#25 Baylor	L, 67-69
Nov. 25, 2015	#5 Kansas#	L, 63-80
Jan. 24, 2015	#1 Kentucky	L, 57-65
Jan. 10, 2015	#23 Arkansas	L, 70-82
Feb. 25, 2014	#1 Florida*	L, 54-57
Jan. 11, 2014	#14 Kentucky*	L, 62-71
Mar. 6, 2013	#11 Florida	L, 40-66
Jan. 26, 2013	#22 Missouri	L, 59-81
Dec. 29, 2012	#18 Butler*	L, 49-68
Mar. 17, 2012	#14 Wisconsin#	L, 57-60
Mar. 11, 2012	#1 Kentucky#	W, 71-64
Feb. 28, 2012	#16 Florida*	W, 77-67
Feb. 25, 2012	#1 Kentucky	L, 74-83
Feb. 11, 2012	#1 Kentucky*	L, 63-69
Feb. 4, 2012	#11 Florida	L, 65-73
Jan. 21, 2012	#18 Mississippi St.*	L, 77-78 (ot)
Dec. 29, 2011	#13 Marquette	W, 74-57
Dec. 2, 2011	#6 Louisville	L, 60-62 (ot)
Nov. 28, 2011	#12 Xavier*	L, 70-82 (ot)
Mar. 12, 2011	#12 Florida	L, 66-77
Mar. 5, 2011	#14 Florida*	L, 76-86
Mar. 1, 2011	#20 Kentucky	L, 66-68
Feb. 12, 2011	#18 Kentucky*	W, 81-77
Jan. 22, 2011	#22 St. Mary's*	W, 89-70
Jan. 12, 2011	#24 Georgia*	W, 73-66
Dec. 8, 2010	#15 Missouri	L, 82-85 (ot)
Nov. 21, 2010	#8 North Carolina	W, 72-65
Jan. 27, 2010	#14 Tennessee	W, 85-76
Jan. 30, 2010	#1 Kentucky	L, 72-85
Feb. 9, 2010	#12 Tennessee*	W, 90-71
Feb. 20, 2010	#2 Kentucky*	L, 56-58

### 2000's

Date	Rank-Opponent	Score
March 4, 2009	#12 LSU	W, 75-67
Jan. 25, 2009	#24 Florida*	L, 69-94
Feb. 26, 2008	#1 Tennessee*	W, 72-69
Jan. 30, 2008	#24 Ole Miss	L, 58-74
Jan. 17, 2008	#6 Tennessee	L, 60-80
March 23, 2007	#9 Georgetown#	L, 65-66
March 17, 2007	#13 Wash. St.#	W, 78-74 (2ot)
Feb. 17, 2007	#1 Florida*	W, 83-70
Jan. 31, 2007	#1 Florida	L, 64-74

Jan. 24, 2007	#24 LSU	W, 64-53
Jan. 20, 2007	#25 Kentucky	W, 72-67
Jan. 17, 2007	#10 Alabama*	W, 94-73
Jan. 10, 2007	#16 Tennessee*	W, 82-81
Dec. 9, 2006	#25 Ga. Tech*	W, 73-64
Nov. 15, 2006	#8 Georgetown*	L, 70-86
March 10, 2006	#18 LSU#	L, 73-92
March 4, 2006	#11 Tennessee*	L, 59-68
Feb. 22, 2006	#24 LSU*	L, 66-77
Feb. 15, 2006	#10 Florida*	L, 68-73
Feb. 1, 2006	#13 Tennessee	L, 62-69
Jan. 28, 2006	#5 Florida	L, 58-81
Feb. 5, 2005	#6 Kentucky	L, 70-84
Jan. 12, 2005	#9 Kentucky	L, 54-69
Jan. 5, 2005	#19 Alabama*	W, 70-56
Mar. 25, 2004	#7 Connecticut#	L, 53-73
Mar. 21, 2004	#15 N.C. State#	W, 75-73
Mar. 12, 2004	#4 Miss. State#	W, 74-70 (ot)
Feb. 28, 2004	#7 Miss. State*	L, 69-72
Feb. 21, 2004	#24 LSU*	W, 74-54
Feb. 14, 2004	#25 South Carolina	L, 75-82
Feb. 7, 2004	#21 Florida	L, 71-81
Jan. 31, 2004	#5 Kentucky*	W, 66-60
Jan. 28, 2004	#23 South Carolina	L, 55-57
Jan. 10, 2004	#10 Kentucky	L, 63-75
Mar. 14, 2003	#2 Kentucky#	L, 63-81
Mar. 5, 2003	#2 Kentucky	L, 44-106
Feb. 22, 2003	#7 Florida*	L, 74-77 (ot)
Feb. 15, 2003	#20 Georgia	L, 70-83
Jan. 29, 2003	#23 Miss. State	L, 60-82
Jan. 22, 2003	#15 Georgia*	W, 94-91
Jan. 14, 2003	#5 Florida	L, 75-87
Jan. 14, 2003	#16 Kentucky*	L, 52-74
Jan. 11, 2003	#4 Alabama*	W, 70-69
Dec. 30, 2002	#6 Notre Dame	L, 63-76
Dec. 9, 2002	#6 Indiana	L, 56-73
Dec. 1, 2002	#12 Connecticut*	L, 70-76
Feb. 27, 2002	#11 Kentucky*	W, 86-73
Feb. 13, 2002	#9 Kentucky	L, 59-67
Feb. 9, 2002	#7 Florida	L, 54-80
Jan. 26, 2002	#15 Georgia*	W, 86-84
Jan. 12, 2002	#2 Florida*	L, 85-95
Jan. 9, 2002	#14 Alabama	L, 79-92
Dec. 2, 2001	#17 Western Ky.*	W, 80-75
Feb. 28, 2001	#6 Florida*	L, 62-72
Feb. 24, 2001	#22 Tennessee*	L, 70-78
Feb. 17, 2001	#22 Kentucky	L, 74-79
Feb. 3, 2001	#8 Tennessee	L, 50-72
Jan. 31, 2001	#17 Alabama*	W, 68-62
Jan. 20, 2001	#7 Florida	W, 63-61
Jan. 6, 2001	#22 Mississippi*	L, 68-81
Dec. 2, 2000	#11 Notre Dame*	L, 74-77
Mar. 10, 2000	#10 LSU#	L, 60-71
Feb. 19, 2000	#5 Tennessee*	W, 85-72
Feb. 16, 2000	#12 Auburn*	L, 80-86
Jan. 29, 2000	#10 Florida	L, 63-89
Jan. 22, 2000	#18 Kentucky*	L, 73-81 (ot)
Jan. 15, 2000	#24 LSU*	W, 65-62
Jan. 12, 2000	#12 Tennessee	W, 76-73
Jan. 8, 2000	#25 Kentucky	L, 52-72
Jan. 5, 2000	#6 Florida*	W, 87-77

### 1990's

Date	Rank - Opponent	Score
Feb. 27, 1999	#19 Florida*	W, 71-70 (ot)
Feb. 24, 1999	#13 Kentucky	L, 63-88
Feb. 17, 1999	#3 Auburn	L, 63-81
Feb. 6, 1999	#22 Arkansas*	W, 73-69
Jan. 9, 1999	#3 Kentucky	L, 57-73
Nov. 10, 1998	#23 Rhode Island	L, 69-82
Feb. 11, 1998	#18 Mississippi	L, 76-87
Feb. 7, 1998	#14 Arkansas	L, 83-93
Feb. 3, 1998	#13 South Carolina*	L, 61-65
Jan. 27, 1998	#7 Kentucky*	L, 61-63
Jan. 7, 1998	#16 South Carolina	L, 70-71
Jan. 3, 1998	#6 Kentucky	L, 62-71
Dec. 29, 1997	#2 Kansas#	L, 82-89
Mar. 13, 1997	#13 Xavier#	L, 68-80
Feb. 26, 1997	#6 South Carolina	L, 53-74
Feb. 22, 1997	#3 Kentucky*	L, 79-82
Jan. 29, 1997	#25 South Carolina*	L, 64-65
Jan. 22, 1997	#3 Kentucky	L, 46-58
Jan. 18, 1997	#20 Mississippi*	W, 67-64
Jan. 8, 1997	#24 Georgia*	L, 53-61
Dec. 9, 1996	#20 Boston College	L, 52-59
Nov. 22, 1996	#10 Duke	L, 57-86
Mar. 2, 1996	#1 Kentucky	L, 63-101
Feb. 7, 1996	#2 Kentucky*	L, 81-120
Jan. 31, 1996	#22 Auburn*	W, 76-62
Dec. 5, 1995	#15 Virginia	W, 61-48
Nov. 22, 1995	#4 UCLA#	W, 75-71
Nov. 20, 1995	#20 North Carolina#	L, 63-71
Mar. 10, 1995	#5 Arkansas#	L, 72-73
Feb. 25, 1995	#6 Kentucky*	L, 60-71
Feb. 22, 1995	#16 Mississippi St.	L, 48-76
Feb. 11, 1995	#12 Arkansas*	L, 94-97
Jan. 29, 1995	#16 Wake Forest	L, 51-63
Jan. 21, 1995	#5 Kentucky	L, 68-81
Jan. 7, 1995	#13 Florida	L, 62-72
Dec. 29, 1994	#16 Arizona State#	L, 61-67
Dec. 6, 1994	#20 Virginia*	W, 70-65
Feb. 26, 1994	#16 Florida*	W, 82-78
Feb. 19, 1994	#11 Kentucky*	L, 69-77
Feb. 6, 1994	#9 Louisville	L, 62-78
Feb. 1, 1994	#6 Arkansas	L, 76-89
Jan. 4, 1994	#4 Kentucky	L, 82-107
Dec. 18, 1993	#14 Georgia Tech#	L, 77-86
Dec. 4, 1993	#18 Syracuse#	L, 62-78
Feb. 6, 1993	#2 Kentucky	L, 67-82
Jan. 20, 1993	#8 Arkansas*	W, 102-89
Jan. 13, 1993	#1 Kentucky*	W, 101-86
Dec. 9, 1992	#9 Louisville*	W, 90-88
Mar. 13, 1992	#9 Kentucky#	L, 57-76
Mar. 1, 1992	#11 Kentucky	L, 56-80
Feb. 19, 1992	#14 Alabama	L, 64-85
Feb. 12, 1992	#11 Arkansas	L, 71-91
Jan. 15, 1992	#10 Kentucky	L, 71-84
Dec. 10, 1991	#13 Indiana	L, 51-88
Feb. 20, 1991	#12 Kentucky*	W, 98-87
Feb. 2, 1991	#14 LSU*	W, 63-59
Jan. 19, 1991	#9 Kentucky	L, 50-58
Jan. 2, 1991	#14 LSU	L, 70-87
Dec. 11, 1990	#11 Georgia*	W, 75-74
Dec. 8, 1990	#21 Virginia	L, 56-70
Dec. 4, 1990	#7 Indiana*	L, 73-84



# VU VS. RANKED OPPONENTS

Nov. 14, 1990	#2 Arkansas	L, 70-107
Mar. 9, 1990	#25 Georgia#	W, 78-74
Feb. 18, 1990	#9 LSU*	L, 108-121
Jan. 16, 1990	#13 LSU	L, 72-101
Jan. 3, 1990	#22 Alabama	W, 68-67

## 1980s

Date	Rank - Opponent	Score
Dec. 6, 1989	#11 Louisville	L, 75-101
Dec. 7, 1988	#8 North Carolina	L, 77-89
Nov. 30, 1988	#13 Louisville*	W, 65-62
Nov. 27, 1988	#16 Ohio St.	L, 82-97
Nov. 22, 1988	#2 Michigan	L, 66-91
Mar. 20, 1988	#8 Pittsburgh	W, 80-74
Jan. 30, 1988	#14 Florida	W, 92-65
Jan. 27, 1988	#9 Kentucky*	W, 83-66
Dec. 31, 1987	#2 Kentucky	L, 74-81
Dec. 8, 1987	#8 Indiana	L, 61-63
Dec. 5, 1987	#1 North Carolina*	W, 78-76
Feb. 26, 1987	#18 Florida*	W, 84-76
Feb. 11, 1987	#11 Alabama*	L, 67-71
Jan. 17, 1987	#10 Auburn	W, 91-75
Dec. 9, 1986	#2 Indiana*	W, 79-75
Feb. 5, 1986	#12 Kentucky	L, 65-73
Jan. 18, 1986	#14 LSU	L, 67-84
Jan. 4, 1986	#12 Kentucky*	L, 71-80
Dec. 4, 1985	#6 Duke*	L, 74-84
Feb. 19, 1984	#6 Kentucky*	L, 54-58
Feb. 13, 1984	#16 Auburn*	L, 67-73
Jan. 20, 1984	#3 Kentucky	L, 46-67
Jan. 1, 1984	#9 LSU	L, 66-73
Feb. 19, 1983	#13 Kentucky	L, 63-82
Jan. 22, 1983	#11 Kentucky*	L, 77-82
Jan. 11, 1983	#10 Alabama	W, 81-79
Nov. 28, 1982	#8 Louisville	L, 70-80
Feb. 27, 1982	#17 Alabama*	W, 80-63
Feb. 20, 1982	#10 Kentucky*	L, 69-73
Jan. 23, 1982	#9 Kentucky	L, 58-67
Dec. 12, 1981	#16 Alabama	L, 68-79
Mar. 5, 1981	#7 Kentucky	W, 60-55
Feb. 21, 1981	#10 Kentucky	L, 48-80
Feb. 14, 1981	#9 Tennessee	L, 72-79
Feb. 4, 1981	#4 LSU*	L, 81-86
Jan. 34, 1981	#6 Kentucky*	L, 64-78
Jan. 7, 1981	#9 LSU	L, 61-77
Feb. 15, 1980	#10 Kentucky*	L, 73-91
Jan. 30, 1980	#10 LSU	L, 81-83
Jan. 19, 1980	#6 Kentucky	L, 90-106
Jan. 16, 1980	#20 Tennessee	L, 63-71
Jan. 2, 1980	#4 LSU*	W, 77-66

## 1970s

Date	Rank - Opponent	Score
Feb. 12, 1979	#16 Alabama*	W, 65-57
Feb. 5, 1979	#9 LSU	L, 71-92
Jan. 8, 1979	#7 LSU*	W, 88-87
Mar. 6, 1978	#1 Kentucky*	L, 68-78
Jan. 2, 1978	#1 Kentucky	L, 59-72
Dec. 3, 1977	#9 Louisville	L, 66-96
Nov. 29, 1977	#16 St. John's*	L, 54-59
Mar. 7, 1977	#11 Tennessee	L, 55-65
Feb. 28, 1977	#8 Alabama*	L, 77-78

Feb. 5, 1977	#3 Kentucky	L, 73-113
Jan. 31, 1977	#3 Alabama	L, 82-96
Jan. 8, 1977	#3 Kentucky*	L, 62-64
Dec. 6, 1976	#1 Michigan*	L, 76-97
Nov. 27, 1976	#9 Louisville*	L, 76-81
Mar. 8, 1976	#16 Alabama*	L, 77-84
Feb. 9, 1976	#8 Tennessee	L, 59-73
Jan. 12, 1976	#9 Tennessee*	W, 77-66
Jan. 3, 1976	#8 Alabama	L, 66-83
Dec. 2, 1975	#2 Michigan	L, 63-90
Mar. 1, 1975	#4 Kentucky	L, 84-109
Feb. 3, 1975	#9 Alabama*	L, 72-86
Jan. 27, 1975	#11 Kentucky*	L, 90-91
Jan. 4, 1975	#6 Alabama	L, 71-104
Feb. 16, 1974	#3 Notre Dame	L, 88-118
Mar. 14, 1974	#7 Marquette	L, 61-69
Feb. 4, 1974	#8 Alabama	W, 67-65
Jan. 5, 1974	#14 Alabama*	W, 72-73
Feb. 19, 1973	#17 Alabama	L, 78-87
Jan. 13, 1973	#14 Alabama*	L, 77-83
Nov. 30, 1972	#20 Louisville	W, 66-57
Dec. 4, 1971	#17 St. John's	L, 81-98
Mar. 1, 1971	#17 Tennessee*	L, 69-79
Feb. 27, 1971	#14 Kentucky*	L, 90-119
Feb. 1, 1971	#8 Tennessee	W, 65-60
Jan. 31, 1971	#11 Kentucky	L, 92-102
Feb. 28, 1970	#1 Kentucky	L, 89-90
Jan. 31, 1970	#2 Kentucky*	W, 89-81

## 1960s

Date	Rank - Opponent	Score
Mar. 3, 1969	#17 Tennessee*	L, 60-70
Mar. 1, 1969	#6 Kentucky*	W, 101-99
Feb. 1, 1969	#5 Kentucky	L, 89-103
Dec. 9, 1968	#2 North Carolina	L, 78-100
Dec. 7, 1968	#6 Davidson	L, 84-101
Mar. 2, 1968	#5 Kentucky	L, 80-85
Feb. 17, 1968	#7 Tennessee*	W, 75-63
Jan. 8, 1968	#6 Tennessee	L, 62-64
Jan. 6, 1968	#5 Kentucky*	L, 78-94
Dec. 30, 1967	#8 Davidson	W, 80-67
Dec. 12, 1967	#8 Davidson*	W, 81-79
Dec. 9, 1967	#5 North Carolina*	W, 89-76
Feb. 2, 1966	#2 Kentucky*	L, 90-105
Jan. 15, 1966	#2 Kentucky	L, 83-96
Mar. 13, 1965	#1 Michigan*	L, 85-87
Feb. 17, 1964	#3 Kentucky	L, 73-104
Jan. 6, 1964	#1 Kentucky*	W, 85-83
Dec. 11, 1963	#3 Duke*	W, 97-92
Feb. 13, 1963	#10 Georgia Tech	L, 62-67
Jan. 7, 1963	#6 Kentucky*	L, 82-106
Dec. 11, 1962	#2 Duke	L, 70-90
Feb. 19, 1962	#2 Kentucky	L, 80-87
Jan. 13, 1962	#7 Miss. St.*	W, 100-86
Jan. 8, 1962	#3 Kentucky*	L, 68-77
Feb. 27, 1960	#6 Georgia Tech*	W, 62-57
Jan. 16, 1960	#6 Georgia Tech	L, 66-74

## 1950s

Date	Rank - Opponent	Score
Feb. 18, 1959	#3 Kentucky	L, 71-83
Jan. 31, 1959	#9 Auburn*	L, 61-64

Jan. 12, 1959	#12 Miss. St.	L, 65-83
Jan. 6, 1959	#1 Kentucky*	W, 75-66
Jan. 3, 1959	#14 Tennessee	L, 60-65
Dec. 13, 1958	#18 SMU	L, 72-80
Feb. 17, 1958	#12 Kentucky	L, 61-65
Feb. 15, 1958	#15 Tennessee*	W, 83-70
Jan. 13, 1958	#14 Miss. St.*	W, 74-62
Jan. 6, 1958	#10 Kentucky*	L, 81-86
Dec. 28, 1957	#6 Maryland	L, 56-71
Feb. 18, 1957	#3 Kentucky	L, 78-80
Jan. 26, 1957	#5 Kentucky*	L, 83-91
Jan. 14, 1957	#19 Mississippi St.	L, 62-63
Jan. 5, 1957	#12 Tennessee	W, 71-68
Feb. 20, 1956	#7 Kentucky	L, 55-76
Feb. 6, 1956	#12 Alabama	L, 61-88
Jan. 21, 1956	#4 Kentucky*	W, 81-73
Feb. 21, 1955	#2 Kentucky	L, 59-71
Feb. 19, 1955	#18 Tennessee*	W, 76-71
Feb. 7, 1955	#13 Alabama*	W, 78-57
Jan. 29, 1955	#1 Kentucky*	L, 71-75
Feb. 22, 1954	#2 Kentucky	L, 64-100
Feb. 15, 1954	#17 LSU*	L, 69-82
Jan. 30, 1954	#1 Kentucky*	L, 63-85
Jan. 5, 1953	#17 LSU	L, 61-74
Feb. 21, 1952	#1 Kentucky	L, 45-75
Jan. 28, 1952	#3 Kentucky*	L, 51-88
Dec. 22, 1951	#1 St. John's	L, 54-69
Mar. 3, 1951	#1 Kentucky#	W, 61-57
Feb. 19, 1951	#1 Kentucky	L, 57-89
Jan. 27, 1951	#1 Kentucky*	L, 49-74
Feb. 25, 1950	#5 Kentucky	L, 66-70
Jan. 30, 1950	#4 Kentucky*	L, 54-58

## 1940s

Date	Rank - Opponent	Score
Feb. 26, 1949	#1 Kentucky	L, 37-70
Feb. 21, 1949	#5 Tulane*	W, 56-54

\*Home Game; #Neutral Site

## ALL-TIME

Overall Record.....	94-228
Home Record.....	64-75
Road Record.....	20-137
Neutral Record.....	9-16

## LAST TIME...

Last Home Win.....Mar. 4, 2017 vs. #12 Florida  
 Last Road Win.....Jan. 21, 2017 at #19 Florida  
 Last Neutral Win.....Mar. 10, 2017 vs. #17 Florida  
 Last Win over Top 10.....Feb. 4, 2016 vs. #8 Texas A&M  
 Last Win over Top 5.....Mar. 11, 2012 vs. #1 Kentucky  
 Last Win over #1.....Mar. 11, 2012 vs. #1 Kentucky

## STREAKS

Longest Winning Streak.....4 games (12/9/06-2/17/07)  
 Longest Losing Streak.....14 games (1/22/97-1/9/99)



# VANDERBILT SCORING MARKS

## Points Scored

### Career

	<u>Player, Years</u>	<u>Points</u>
1.	Shan Foster, 2005-08	2,011
2.	Jeffery Taylor, 2009-12	1,897
3.	Matt Freije, 2001-04	1,891
4.	Phil Cox, 1982-85	1,724
5.	Ronnie McMahan, 1992-95	1,719
6.	Mike Rhodes, 1978-81	1,699
7.	Clyde Lee, 1964-66	1,691
8.	Drew Maddux, 1995-98	1,689
9.	Charles Davis, 1977-81	1,675
10.	John Jenkins, 2010-12	1,660
11.	Jeff Fosnes, 1973-76	1,579
12.	Tom Hagan, 1967-69	1,514
13.	Barry Goheen, 1986-89	1,509
14.	Dan Langhi, 1997-2000	1,502
15.	A.J. Ogilvy, 2007-	1,026
16.	Scott Draud, 1987-91	1,466
17.	Bobby Thym, 1954-57	1,403
18.	Kevin Anglin, 1990-93	1,389
19.	Billy McCaffrey, 1993-94	1,359
20.	Butch Feher, 1973-76	1,345
21.	Terry Compton, 1972-74	1,326
22.	Frank Seckar, 1993-96	1,317
23.	Damian Jones, 2013-16	1,313
24.	Barry Booker, 1986-89	1,310
25.	Will Perdue, 1984-88	1,281
26.	Jeff Turner, 1981-84	1,271
27.	Jermaine Beal, 2006-10	1,253
28.	Brad Tinsley, 2009-12	1,252
29.	Thorpe Weber, 1969-71	1,209
30.	Al Rochelle, 1954-57	1,206
31.	Jim Henry, 1956-59	1,198
32.	Joe Ford, 1973-76	1,193
33.	Billy Joe Adcock, 1947-50	1,190
34.	Brett Burrow, 1983-86	1,149
35.	Babe Taylor, 1953-56	1,144
36.	Mario Moore, 2003-2006	1,137
37.	Luke Kornet, 2013-17	1,135
38.	Bruce Elder, 1991-93	1,086
39.	Bo Wyenandt, 1966-68	1,078
40.	Todd Milholland, 1989-92	1,053
41.	Dan Finch, 1952-54	1,045
42.	Sam Howard, 1999-2002	1,042
43.	<b>Matthew Fisher-Davis, 2014-</b>	<b>1,028</b>
44.	<b>Riley LaChance, 2014-</b>	<b>1,026</b>
45.	Austin Bates, 1994-98	1,020
46.	Perry Wallace, 1968-70	1,010
47.	Alex Gordon, 2005-08	1,007

### Career - Per Game

(Minimum 50 games)

	<u>Player, Years</u>	<u>G</u>	<u>FGM</u>	<u>FTM</u>	<u>TP</u>	<u>PPG</u>
1.	Clyde Lee, 1964-66	79	633	425	1691	21.4
2.	Billy McCaffrey, 1993-94	66	458	912	1359	20.6
3.	Tom Hagan, 1967-69	76	577	360	1514	19.9
4.	Jim Henry, 1957-59	68	425	348	1198	17.6
5.	John Jenkins, 2010-12	98	517	1103	1660	16.9
6.	Terry Compton, 1972-74	80	527	277	1331	16.6
7.	Mike Rhodes, 1978-81	103	683	333	1699	16.5
8.	A.J. Ogilvy, 2007-10	63	353	622	1026	16.3
9.	Al Rochelle, 1954-57	75	416	374	1206	16.1
10.	Dan Finch, 1952-54	65	356	333	1045	16.1
11.	Charles Davis, 1977-81	105	683	309	1675	16.0
12.	Bobby Thym, 1954-57	89	475	453	1403	15.8

### Season

	<u>Player, Years</u>	<u>Points</u>
1.	Billy McCaffrey, 1992-93	699
2.	John Jenkins, 2011-12	696
3.	Shan Foster, 2007-08	691
4.	Dan Langhi, 1999-00	664
5.	Billy McCaffrey, 1993-94	660
6.	Clyde Lee, 1964-65	631
7.	John Jenkins, 2010-11	624
8.	Tom Hagan, 1968-69	608
9.	Matt Freije, 2003-04	607
10.	Will Perdue, 1986-87	592
11.	Clyde Lee, 1964-65	589
12.	Derrick Byars, 2006-07	577
13.	Jeff Fosnes, 1974-75	575
14.	Will Perdue, 1987-88	567

### Season - Per Game

#	<u>Player, Years</u>	<u>G</u>	<u>FGM</u>	<u>FTM</u>	<u>TP</u>	<u>PPG</u>
1.	Tom Hagan, 1968-69	26	246	116	608	23.4
2.	Clyde Lee, 1965-66	26	218	153	589	22.6
3.	Clyde Lee, 1964-65	28	239	153	631	22.5
t4.	Dan Langhi, 1999-00	30	222	162	664	22.1
t4.	Jeff Fosnes, 1974-75	26	238	99	575	22.1
6.	Dan Finch, 1953-54	22	165	151	481	21.9
7.	Dan Finch, 1952-53	18	124	124	372	20.7
8.	Billy McCaffrey, 1993-94	32	217	476	660	20.6
9.	Billy McCaffrey, 1992-93	34	241	134	699	20.5
10.	Jim Henry, 1957-58	24	182	129	493	20.5

### Single Game

#	<u>Player, Game</u>	<u>Points</u>
1.	Tom Hagan vs. Mississippi State, Mar. 8, 1969	44
2.	Shan Foster vs. Mississippi State, Mar. 5, 2008	42
2.	Bo Wyenandt vs. Alabama, Feb. 11, 1967	42
3.	Clyde Lee at Kentucky, Jan. 2, 1965	41
4.	Jim Henry vs. Sewanee, Dec. 2, 1957	40
t5.	Jeff Fosnes vs. Jacksonville, Dec. 21, 1974	39
t5.	Clyde Lee vs. Syracuse, Dec. 28, 1965	39
t5.	John Ed Miller vs. Duke, Dec. 11, 1963	39
t8.	Kevin Anglin vs. New Hampshire, Dec. 21, 1991	38
t8.	Kenny Campbell vs. Northwestern, Dec. 21, 1966	38
t10.	Phil Cox vs. MTSU, Dec. 3, 1984	37
t10.	Willie Jones vs. Alabama, Feb. 27, 1982	37
t10.	Al Rochelle at Florida, Feb. 25, 1956	37



# VANDERBILT SCORING MARKS

## YEARLY SCORING LEADERS

Year	Player	Pts	Avg.	Year	Player	Pts	Avg.
2017	M. Fisher-Davis, G	472	13.9	1959	Jim Henry, G	414	18.8
2016	Wade Baldwin IV, G	466	14.1	1958	Jim Henry, G	493	20.5
2015	Damian Jones, C	506	14.5	1957	Al Rochelle, G	381	17.3
2014	Rod Odom, F	423	13.6	1956	Al Rochelle, G	421	18.3
2013	Kedren Johnson, G	444	13.5	1955	Al Rochelle, G	355	16.1
2012	John Jenkins, G	696	19.9	1954	Dan Finch, F	481	21.9
2011	John Jenkins, G	624	19.5	1953	Dan Finch, F	372	20.7
2010	Jermaine Beal, G	481	14.6	1952	Dave Kardokus, F	314	11.6
2009	A.J. Ogilvy, C	448	15.4	1951	Al Weiss, C	353	13.6
2008	Shan Foster, G/F	691	20.3	1950	Billy Joe Adcock, G/F	315	12.6
2007	Derrick Byars, G/F	577	17.0	1949	Billy Joe Adcock, F	339	15.4
2006	Shan Foster, G/F	477	15.9	1948	Billy Joe Adcock, F	376	17.1
2005	Mario Moore, G	459	13.5				
2004	Matt Freije, F	607	18.4				
2003	Matt Freije, F	520	17.9				
2002	Matt Freije, F	484	15.1				
2001	Chuck Moore, G	348	12.0				
2000	Dan Langhi, F	664	22.1				
1999	Dan Langhi, F	512	17.7				
1998	Drew Maddux, G	553	16.8				
1997	Pax Whitehead, F	481	15.5				
1996	Frank Seckar, G	523	16.3				
1995	Ronnie McMahan, G/F	511	18.3				
1994	Billy McCaffrey, G	660	20.6				
1993	Billy McCaffrey, G	699	20.6				
1992	Kevin Anglin, G/F	506	16.9				
1991	Scott Draud, G	456	15.2				
1990	Scott Draud, G	546	15.6				
1989	Frank Kornet, C/F	554	16.8				
1988	Will Perdue, C	567	18.3				
1987	Will Perdue, C	592	17.4				
1986	Brett Burrow, C	370	13.2				
1985	Phil Cox, G	445	16.5				
1984	Jeff Turner, F/C	486	16.8				
1983	Phil Cox, G	477	14.5				
1982	Willie Jones, C/F	442	15.8				
1981	Al Miller, G/F	423	14.6				
1980	Mike Rhodes, G	479	18.4				
1979	Charles Davis, F	502	18.6				
1978	Mike Rhodes, G	507	18.8				
1977	Charles Davis, F	399	15.3				
1976	Jeff Fosnes, F	482	17.9				
1975	Jeff Fosnes, F	575	22.1				
1974	Terry Compton, F	415	14.8				
1973	Terry Compton, F	461	17.7				
1972	Terry Compton, F	450	17.3				
1971	Thorpe Weber, F	439	16.9				
1970	Perry Wallace, F	461	17.7				
1969	Tom Hagan, G	608	23.4				
1968	Tom Hagan, G	463	19.2				
1967	Tom Hagan, G	443	17.0				
1966	Clyde Lee, C	589	22.6				
1965	Clyde Lee, C	631	22.5				
1964	Clyde Lee, C	471	18.8				
1963	Roger Schurig, G	387	16.8				
1962	John Russell, G	369	15.4				
1961	Bill Depp, C	412	17.2				
1960	Bill Johnson, G	356	15.5				

## Freshmen

### By Points

Player,Year	Points
1. A.J. Ogilvy	578
2. Mike Rhodes, 1978	507
3. <b>Riley LaChance, 2015</b>	<b>429</b>
4. Al Miller, 1981	423
5. Charles Davis, 1977	399
6. Phil Cox, 1982	378
7. Jeffery Taylor, 2009	377
8. Damian Jones, 2014	349
9. Brad Tinsley, 2009	341
10. John Jenkins, 2010	340

### By Average

Player,Year	Avg.
1. Mike Rhodes, 1978	18.8
2. A.J. Ogilvy, 2008	17.0
3. Charles Davis, 1977	15.3
4. Al Miller, 1981	14.6
t5. Phil Cox, 1982	13.5
t5. Bobby Thym, 1954	13.5
7. Jimmy Cummings, 1953	12.4
8. Jeffery Taylor, 2009	12.2
9. <b>Riley LaChance, 2015</b>	<b>12.3</b>
10. Damian Jones, 2014	11.3

## Juniors

### By Points

Player,Year	Points
1. Billy McCaffrey, 1993	699
2. John Jenkins, 2012	696
3. Clyde Lee, 1966	631
4. Will Perdue, 1987	592
5. Jeff Fosnes, 1975	575
6. Scott Draud, 1990	546
7. Butch Feher, 1975	533
8. Shan Foster, 2007	531
9. Matt Freije, 2003	520
10. Dan Langhi, 1999	512

### By Average

Player,Year	Avg.
1. Clyde Lee, 1966	22.5
2. Jeff Fosnes, 1975	22.1
3. Dan Finch, 1953	20.7
4. Billy McCaffrey, 1993	20.6
t5. Butch Feher, 1975	20.5
t5. Jim Henry, 1958	20.5
7. John Jenkins, 2012	19.9
8. Tom Hagan, 1968	19.2
9. Charles Davis, 1979	18.6
10. Mike Rhodes, 1980	18.4

## Sophomores

### By Points

Player,Year	Points
1. John Jenkins, 2011	624
2. Damian Jones, 2015	506
3. Matt Freije, 2002	484
4. Shan Foster, 2006	477
5. Clyde Lee, 1965	471
6. Wade Baldwin IV, 2016	466
7. Terry Compton, 1972	450
8. A.J. Ogilvy, 2009	448
9. Drew Maddux, 1996	447
10. Tom Hagan, 1967	443

### By Average

Player,Year	Avg.
1. John Jenkins, 2011	19.5
2. Clyde Lee, 1965	18.8
3. Terry Compton, 1972	17.3
4. Billy Joe Adcock, 1948	17.1
5. Tom Hagan, 1967	17.0
t6. Charles Davis, 1978	16.8
t6. Roger Schurig, 1963	16.8
8. Bill Ligon, 1972	16.7
9. Al Rochelle, 1955	16.1
10. Bobby Thym, 1955	16.0

## Seniors

### By Points

Player,Year	Points
1. Shan Foster, 2008	691
2. Dan Langhi, 2000	664
3. Billy McCaffrey, 1994	660
4. Tom Hagan, 1969	608
5. Matt Freije, 2004	607
6. Clyde Lee, 1967	589
7. Jeffery Taylor, 2012	581
8. Derrick Byars, 2007	577
9. Will Perdue, 1988	567
10. Drew Maddux, 1998	553

### By Average

Player,Year	Avg.
1. Tom Hagan, 1969	23.4
2. Clyde Lee, 1967	22.6
3. Dan Langhi, 2000	22.1
4. Dan Finch, 1954	21.9
5. Billy McCaffrey, 1994	20.6
6. Shan Foster, 2008	20.3
7. Jim Henry, 1959	18.8
8. Matt Freije, 2004	18.4
t9. Ronnie McMahan, 1995	18.3
t9. Will Perdue, 1988	18.3



# VANDERBILT SCORING MARKS

## 30-Plus Point Scorers

Date	Player	Points
1/4/17	Matthew Fisher-Davis vs. Auburn	33
12/7/11	Jeffery Taylor vs. Davidson	30
2/12/11	John Jenkins vs. Kentucky	32
3/4/09	A.J. Ogilvy vs. LSU	33
3/5/08	Shan Foster vs. Mississippi State	42
2/26/08	Shan Foster vs. Tennessee	32
1/5/08	Shan Foster vs. UMass	32
2/28/07	Shan Foster vs. South Carolina	33
2/14/07	Derrick Byars vs. South Carolina	32
2/8/06	Shan Foster vs. Alabama	30
3/21/05	Mario Moore vs. Wichita State	31
3/5/05	Mario Moore vs. LSU	30
2/2/05	Alex Gordon vs. Tennessee	30
3/21/04	Matt Freije vs. North Carolina State	31
2/18/04	Matt Freije vs. Alabama	32
12/13/03	Matt Freije vs. Tennessee Tech	31
11/24/03	Matt Freije vs. Indiana	32
1/29/03	Matt Freije vs. Georgia	31
3/1/00	Dan Langhi vs. Georgia	32
2/26/00	Dan Langhi vs. Mississippi	33
1/15/00	Dan Langhi vs. Florida	31
1/12/00	Dan Langhi vs. Tennessee	31
12/18/99	Dan Langhi vs. Western Kentucky	30
2/21/99	Dan Langhi vs. Alabama	30
11/21/98	Dan Langhi vs. Notre Dame	33
1/14/98	Drew Maddux vs. Alabama	33
12/17/95	Frank Seckar vs. North Carolina A&T	30
11/21/95	Frank Seckar vs. Chaminade	30
2/11/95	Ronnie McMahan vs. Arkansas	34
1/25/95	Ronnie McMahan vs. Mississippi	33
3/30/94	Frank Seckar vs. Villanova	30
2/26/94	Billy McCaffrey vs. Florida	31
2/24/93	Billy McCaffrey vs. Georgia	35
2/26/92	Kevin Anglin vs. Georgia	32
12/29/91	Kevin Anglin vs. New Hampshire	38
2/18/90	Scott Draud vs. LSU	31
1/10/90	Scott Draud vs. Mississippi	30
12/29/87	Will Perdue vs. Cornell	31
3/21/87	Will Perdue vs. So. Mississippi (NIT)	34
12/3/84	Phil Cox vs. MTSU	37
3/3/84	Jeff Turner vs. Mississippi	30
2/6/84	Phil Cox vs. Alabama	30
2/27/82	Willie Jones vs. Alabama	37
2/24/82	Willie Jones vs. Florida	32
11/28/81	Phil Cox vs. Duke	30
2/20/80	Mike Rhodes vs. Florida	30
1/19/80	Mike Rhodes vs. Kentucky	34
12/6/79	Mike Rhodes vs. Mississippi State	31
2/12/79	Mike Rhodes vs. Alabama	32
2/7/79	Charles Davis vs. Kentucky	31
12/28/77	Charles Davis vs. Richmond	31
12/22/77	Mike Rhodes vs. Virginia Tech	34
1/10/76	Butch Feher vs. Georgia	36
12/6/76	Charles Davis vs. Michigan	31
12/6/76	Butch Feher vs. Holy Cross	35
12/21/74	Jeff Fosnes vs. Jacksonville	39
12/21/74	Butch Feher vs. Jacksonville	34

Date	Player	Points
2/10/75	Butch Feher vs. LSU	31
1/18/75	Jeff Fosnes vs. Auburn	32
2/17/73	Terry Compton vs. LSU	33
3/9/72	Tom Arnholt vs. Mississippi State	33
2/19/72	Bill Ligon vs. LSU	31
2/12/72	Terry Compton vs. Georgia	35
12/8/70	Rod Freeman vs. Illinois	31
3/8/69	Tom Hagan vs. Mississippi State	44
2/17/69	Tom Hagan vs. LSU	31
12/21/68	Tom Hagan vs. Kansas State	34
12/14/68	Tom Hagan vs. Mississippi State	33
3/4/68	Kenny Campbell vs. LSU	31
12/2/67	Tom Hagan vs. SMU	34
2/20/67	Bo Wyenandt vs. Alabama	42
12/21/66	Kenny Campbell vs. Northwestern	38
2/19/66	Keith Thomas vs. Florida	30
1/15/66	Clyde Lee vs. Kentucky	30
1/4/66	Clyde Lee vs. Tulane	31
12/28/65	Clyde Lee vs. Syracuse	39
12/13/65	Clyde Lee vs. Wake Forest	32
12/30/65	Keith Thomas vs. Purdue	30
1/5/65	Clyde Lee vs. Kentucky	41
2/8/65	Clyde Lee vs. LSU	33
2/16/65	Clyde Lee vs. Kentucky	33
1/2/65	Clyde Lee vs. Tennessee	30
2/16/65	John Ed Miller vs. Kentucky	30
12/14/63	Roger Schurig vs. Arkansas	32
12/11/63	John Ed Miller vs. Duke	39
2/23/63	Roger Schurig vs. Florida	30
1/5/63	Roger Schurig vs. Tennessee	30
12/11/62	Roger Schurig vs. Duke	32
2/18/61	Bill Depp vs. Tennessee	31
12/2/57	Jim Henry vs. Sewanee	40
2/25/56	Al Rochelle vs. Florida	37
12/1/52	Dan Finch vs. Duke	30
2/14/49	Billy Joe Adcock vs. Mississippi State	36

Player	Games
1. Clyde Lee (1964-66)	8
2. Dan Langhi (1997-2000)	7
t3. Shan Foster (2005-08)	5
t3. Matt Freije (2001-04)	5
t3. Mike Rhodes (1978-81)	5
t6. Butch Feher (1973-76)	4
t6. Roger Schurig (1963-65)	4



# VU FG SHOOTING MARKS

## Field Goals Made

### In a Career

Player, Years	FGM	FGA	Pct.
1. Shan Foster, 2005-08	699	1483	.471
2. Charles Davis, 1977-81	683	1328	.514
2. Mike Rhodes, 1978-81	683	1414	.483
4. Jeffery Taylor, 2009-12	665	1378	.483
5. Jeff Fosnes, 1973-76	651	1271	.512
6. Phil Cox, 1982-85	641	1320	.486
7. Clyde Lee, 1964-66	633	1383	.457
8. Matt Freije, 2003-04	632	1412	.448
9. Ronnie McMahan, 1992-95	566	1352	.418
10. Tom Hagan, 1967-69	577	1144	.504

### In a Season

Player, Season	FGM	FGA	Pct.
1. Tom Hagan, 1968-69	246	480	.513
2. Shan Foster, 2007-08	242	463	.523
3. Billy McCaffrey, 1992-93	241	436	.553
4. Clyde Lee, 1964-65	239	516	.463
5. Jeff Fosnes, 1974-75	238	432	.551
6. Will Perdue, 1987-88	234	369	.634
7. Will Perdue, 1986-87	233	389	.599
8. Dan Langhi, 1999-00	222	465	.477
9. Frank Kornet, 1988-89	220	388	.567
10. Clyde Lee, 1965-66	218	457	.455

## Field Goals Attempted

### In a Career

Player, Years	FGM	FGA	Pct.
1. Shan Foster, 2005-08	699	1483	.471
2. Mike Rhodes, 1978-81	683	1414	.483
3. Matt Freije, 2003-04	632	1412	.448
4. Clyde Lee, 1964-66	633	1383	.457
5. Jeffery Taylor, 2009-12	665	1378	.483
6. Babe Taylor, 1953-56	478	1371	.349
7. Ronnie McMahan, 1992-95	566	1352	.418
8. Drew Maddux, 1994-98	571	1348	.424
9. Charles Davis, 1977-81	683	1328	.514
10. Phil Cox, 1982-85	641	1320	.486

### In a Season

Player, Season	FGM	FGA	Pct.
1. Clyde Lee, 1964-65	239	516	.463
2. Tom Hagan, 1968-69	246	480	.513
3. Billy McCaffrey, 1993-94	217	476	.456
4. Dan Langhi, 1999-00	222	465	.477
5. Shan Foster, 2007-08	242	463	.523
6. John Jenkins, 2010-12	217	458	.474
7. Clyde Lee, 1965-66	218	457	.455
8. Derrick Byars, 2006-07	206	451	.457
9. Matt Freije, 2003-04	186	446	.415
10. Ronnie McMahan, 1994-95	165	439	.376

## ANNUAL FIELD GOAL PERCENTAGE LEADERS

Year	Player	FG	Pct.	Year	Player	FG	Pct.
2017	Nolan Cressler	107-208	.514	1982	Willie Jones, F/C	169-288	.587
2016	Damian Jones	184-312	.590	1981	Willie Jones, F/C	110-165	.667
2015	James Siakam, F	99-158	.627	1980	Willie Jones, F/C	88-153	.575
2014	James Siakam, F	76-129	.589	1979	Charles Davis, F	203-352	.577
2013	Sheldon Jeter, F	64-136	.471	1978	Charles Davis, F	178-353	.504
2012	Festus Ezeli, C	89-165	.539	1977	Greg Fuller, F	109-213	.512
2011	Festus Ezeli, C	151-257	.588	1976	Dicky Keffer, G	82-156	.526
2010	A.J. Ogilvy, C	142-279	.509	1975	Jeff Fosnes, F	238-432	.551
2009	A.J. Ogilvy, C	152-280	.543	1974	Lee Fowler, F	83-157	.529
2008	A.J. Ogilvy, C	201-342	.588	1973	Jeff Fosnes, F	69-129	.535
2007	Ross Neltner, F	117-221	.529	1972	Terry Compton, F	173-319	.542
2006	Julian Terrell, F	124-240	.517	1971	Ralph Mayes, G	69-125	.552
2005	Jason Holwerda, G	91-147	.619	1970	Perry Wallace, F	197-400	.493
2004	Scott Hundley, G	81-162	.500	1969	Tom Hagan, G	246-480	.513
2003	Brian Thornton, F	129-245	.527	1968	Bob Bundy, C	108-171	.631
2002	Brian Thornton, F	76-148	.514	1967	Ken Gibbs, C	105-200	.525
2001	Greg LaPointe, C	125-225	.556	1966	Keith Thomas, G	196-382	.513
2000	Atiba Prater, G	82-167	.491	1965	Wayne Calvert, G	56-104	.538
1999	Greg LaPointe, C	84-166	.506	1964	Keith Thomas, G	62-122	.508
1998	Billy Di Spaltro, F	108-205	.527	1963	Roger Schurig, G	150-345	.435
1997	Billy Di Spaltro, F	111-212	.524	1962	Bob Scott, F/C	122-291	.419
1996	Billy Di Spaltro, F	75-127	.591	1961	Don Ringstaff, F	90-196	.459
1995	Chris Woods, C	61-122	.500	1960	Bill Depp, C	116-277	.419
1994	Chris Lawson, C	140-270	.519	1959	Jim Henry, G	148-309	.479
1993	Bruce Elder, F	142-239	.594	1958	Hub Hougland, F	113-237	.477
1992	Todd Milholland, C	140-260	.539	1957	Jim Henry, G	95-212	.448
1991	Steve Grant, F	86-138	.623	1956	Al Rochelle, G	134-345	.388
1990	Steve Grant, F	80-118	.678	1955	Al Rochelle, G	119-309	.385
1989	Frank Kornet, F/C	220-388	.567	1954	Bobby Thym, F	110-276	.399
1988	Will Perdue, C	234-369	.634	1953	George Nordhaus, C	63-161	.391
1987	Will Perdue, C	233-389	.599	1952	Dan Finch, F	67-193	.351
1986	Barry Goheen, G	91-168	.542	1951	Al Weiss, C	132-365	.362
1985	Brett Burrow, C	137-265	.517	1950	George Kelley, F/C	82-234	.350
1984	Jeff Turner, F/C	200-375	.533	1949	Haworth Parks, F	43-124	.339
1983	James Williams, F	122-243	.502				

## Field Goals Percentage

### In a Career (Minimum 400 FGA)

Player, Years	FGM	FGA	Pct.
1. Will Perdue, 1984, 1986-88	519	856	.606
2. Willie Jones, 1980-82	367	606	.605
3. Damian Jones, 2013-2016	508	897	.566
4. Festus Ezeli, 2008-12	330	587	.562
5. A.J. Ogilvy, 2007-10	495	901	.549
6. Bob Bundy, 1967-69	220	402	.547
7. Frank Kornet, 1986-89	377	706	.534
8. Billy Di Spaltro, 1994-98	304	572	.531
9. Todd Milholland, 1989-1992	412	789	.522
10. Keith Thomas, 1964-66	401	777	.516

### In a Season (Minimum 100 FGA)

Player, Season	FGM	FGA	Pct.
1. Steve Grant, 1989-90	80	118	.678
2. Willie Jones, 1980-81	110	165	.667
3. Will Perdue, 1987-88	234	369	.634
4. Bob Bundy, 1967-68	108	171	.632
5. James Siakam, 2014-15	99	158	.627
6. Steve Grant, 1990-91	86	138	.623
7. Jason Holwerda, 2004-05	91	147	.619
8. Will Perdue, 1986-87	233	389	.599
9. Bruce Elder, 1992-93	142	239	.594
10. Billy Di Spaltro, 1995-96	75	127	.591





# VU 3-PT FG SHOOTING MARKS

## 3-Point Field Goals Made

### In a Career

Player, Years	3FGM	3FGA	Pct.
1. Shan Foster, 2005-08	367	872	.421
2. John Jenkins, 2010-12	306	699	.438
3. Ronnie McMahan, 1992-95	296	774	.382
4. Scott Draud, 1987-88, 90-91	288	657	.438
5. Frank Seckar, 1993-96	278	675	.419
6. Sam Howard, 1998-2002	238	653	.364
7. Barry Booker, 1986-89	246	535	.460
<b>8. Matthew Fisher-Davis, 2014-present</b>	<b>234</b>	<b>580</b>	<b>.403</b>
8. Drew Maddux, 1994-98	226	641	.353
9. Mario Moore, 2003-06	197	559	.352

### In a Season

Player, Years	3FGM	3FGA	Pct.
t1. Shan Foster, 2007-08	134	286	.469
t1. John Jenkins, 2011-12	134	305	.439
3. Frank Seckar, 1995-96	103	272	.379
4. Scott Draud, 1990-91	101	225	.449
5. John Jenkins, 2010-11	100	245	.408
t6. Scott Draud, 1989-90	90	208	.433
t6. Shan Foster, 2005-06	90	217	.415
t8. Barry Booker, 1988-89	87	194	.449
t8. Ronnie McMahan, 1993-94	87	228	.382
10. Brendan Plavich, 2001-02	86	195	.441

## 3-Point Field Goals Attempted

### In a Career

Player, Years	3FGM	3FGA	Pct.
1. Shan Foster, 2005-08	367	872	.421
2. Ronnie McMahan, 1992-95	296	774	.382
3. John Jenkins, 2010-12	306	699	.438
4. Frank Seckar, 1993-96	278	675	.419
5. Scott Draud, 1987-88, 90-91	288	657	.438
6. Sam Howard, 1998-2002	238	653	.364
7. Drew Maddux, 1994-98	226	641	.353
<b>8. Matthew Fisher-Davis, 2014-present</b>	<b>234</b>	<b>580</b>	<b>.403</b>
9. Mario Moore, 2003-2006	197	559	.352
10. Matt Freije, 2000-04	183	515	.355

### In a Season

Player, Season	3FGM	3FGA	Pct.
t1. John Jenkins, 2011-12	134	305	.439
t1. Shan Foster, 2007-08	134	286	.469
3. Frank Seckar, 1995-96	103	272	.379
4. John Jenkins, 2010-11	100	245	.408
5. Ronnie McMahan, 1993-94	87	228	.382
<b>6. Matthew Fisher-Davis, 2016-17</b>	<b>84</b>	<b>226</b>	<b>.372</b>
7. Scott Draud, 1990-91	101	225	.449
8. Ronnie McMahan, 1994-95	78	222	.351
9. Rod Odom, 2013-14	85	221	.385
10. Drew Maddux, 1997-98	79	217	.364

## ANNUAL FIELD GOAL PERCENTAGE LEADERS

Leaders Determined by 3-Point Field Goals Made

Year	Name	3FG	Att	Pct.
2017	Riley LaChance, G	70	144	.486
2016	Matthew Fisher-Davis, G	79	177	.446
2015	Matthew Fisher-Davis, G	71	177	.401
2014	Rod Odom, F	85	221	.385
2013	Kevin Bright, G	54	133	.406
2012	John Jenkins, G	134	305	.439
2011	John Jenkins, G	100	245	.408
2010	Jermaine Beal, G	72	190	.379
2010	John Jenkins, G	72	149	.423
2009	Brad Tinsley, G	69	168	.411
2008	Shan Foster, G/F	134	286	.469
2007	Dan Cage, G	80	181	.442
2006	Shan Foster, G/F	90	217	.415
2005	Mario Moore, G	77	193	.399
2004	Mario Moore, G	66	182	.363
2003	Matt Freije, F	65	185	.351
2002	Brendan Plavich, G	86	195	.443
2001	Chuck Moore, G	55	157	.350
2000	Sam Howard, G	78	216	.361
1999	Sam Howard, G	58	158	.367
1998	Drew Maddux, G	79	217	.364
1997	Pax Whitehead, F	67	186	.360
1996	Frank Seckar, G	103	272	.379
1995	Frank Seckar, G	83	195	.426
1994	Ronnie McMahan, G	87	228	.382
1993	Billy McCaffrey, G	83	162	.512
1992	Ronnie McMahan, G	58	157	.369
1991	Scott Draud, G	101	225	.449
1990	Scott Draud, G	90	208	.433
1989	Barry Booker, G	87	194	.448
1988	Barry Booker, G	74	171	.433
1987	Barry Booker, G	85	170	.500

## 3-Point Field Goal Percentage

### In a Career (Min. 30 3FGA)

Player, Years	3FGM	3FGA	Pct.
1. Barry Booker, 1986-89	246	535	.460
2. Billy McCaffrey, 1993-94	141	316	.446
t3. Scott Draud, 1987-88, 90-91	288	657	.438
t3. John Jenkins, 2010-12	306	699	.438
5. Dan Cage, 2004-07	164	385	.426
6. Aaron Beth, 1991-94	38	90	.422
7. Shan Foster, 2005-08	367	872	.421
8. Derrick Wilcox, 1987-90	114	271	.421
9. Frank Seckar, 1993-96	278	675	.419
10. Barry Goheen, 1986-89	118	282	.418

### In a Season (Min. 30 3FGA)

Player, Season	3FGM	3FGA	Pct.
1. Billy McCaffrey, 1992-93	83	162	.512
2. Barry Booker, 1986-87	85	170	.500
<b>3. Riley LaChance, 2016-17</b>	<b>70</b>	<b>144</b>	<b>.486</b>
4. John Jenkins, 2009-10	72	149	.483
5. Rick Jones, 1999-00	41	85	.482
6. Aaron Beth, 1991-92	26	55	.473
7. Shan Foster, 2007-08	134	286	.469
8. Derrick Wilcox, 1989-90	56	120	.467
9. Derrick Wilcox, 1987-88	18	39	.462
t10. Dawid Przybyszewski, 2003-04	51	112	.455
<b>t10. Jeff Roberson, 2014-15</b>	<b>15</b>	<b>33</b>	<b>.455</b>



# VU FT SHOOTING MARKS

## Free Throws Made

### In a Career

Player, Years	FTM	FTA	Pct.
1. A.J. Ogilvy, 2007-10	471	641	.735
2. Bobby Thym, 1954-57	453	675	.671
3. Jeffery Taylor, 2009-2012	452	652	.693
4. Matt Freije, 2001-04	444	565	.786
4. Phil Cox, 1982-85	442	513	.862
5. Clyde Lee, 1964-66	425	610	.697
6. Kevin Anglin, 1990-93	415	549	.756
7. Al Rochelle, 1954-57	374	498	.751
8. Tom Hagan, 1967-69	360	432	.833
t10. Butch Feher, 1973-76	349	457	.763
t10. Barry Goheen, 1986-89	349	439	.795

### In a Season

Player, Season	FTM	FTA	Pct.
1. A.J. Ogilvy, 2007-08	176	229	.769
2. Matt Freije, 2003-04	175	222	.788
3. Billy McCaffrey, 1993-94	168	189	.889
4. Dan Langhi, 1999-00	162	186	.871
5. Billy Di Spaltro, 1996-97	160	208	.769
6. A.J. Ogilvy, 2009-10	158	216	.731
t7. Wade Baldwin IV, 2015-16	155	194	.799
t7. Kevin Anglin, 1991-92	155	207	.749
t9. Al Rochelle, 1955-56	153	204	.750
t9. Clyde Lee, 1964-65	153	228	.671
t9. Clyde Lee, 1965-66	153	206	.742

## Free Throws Attempted

### In a Career

Player, Years	FTM	FTA	Pct.
1. Bobby Thym, 1954-57	453	675	.671
2. Jeffery Taylor, 2009-2012	452	652	.693
3. A.J. Ogilvy, 2007-10	471	641	.735
4. Clyde Lee, 1964-66	425	610	.697
5. Matt Freije, 2000-04	444	565	.786
6. Kevin Anglin, 1989-93	415	549	.756
7. Damian Jones, 2013-16	286	524	.565
8. Phil Cox, 1982-85	442	513	.862
9. Al Rochelle, 1954-57	374	498	.751
10. Dan Finch, 1952-54	333	490	.680

### In a Season

Player, Season	FTM	FTA	Pct.
1. A.J. Ogilvy, 2007-08	176	229	.769
2. Clyde Lee, 1964-65	153	228	.671
t3. Matt Freije, 2003-04	175	222	.788
t3. Damian Jones, 2014-15	133	222	.599
5. Festus Ezeli, 2010-11	140	216	.648
6. A.J. Ogilvy, 2009-10	158	216	.731
7. Dan Finch, 1953-54	151	211	.716
8. Billy Di Spaltro, 1996-97	160	208	.769
9. Kevin Anglin, 1991-92	155	207	.749
10. Clyde Lee, 1965-66	153	206	.742

## ANNUAL FT PERCENTAGE LEADERS (Min. 50 attempts)

Year	Player	FT-A	Pct.	Year	Player	FT-A	Pct.
2017	Riley LaChance	68-78	.872	1982	Phil Cox, G	126-145	.869
2016	Jeff Roberson	85-102	.833	1981	Mike Rhodes, G/F	69-84	.821
2015	Riley LaChance	69-79	.873	1980	Mike Rhodes, G/F	89-110	.809
2014	Rod Odom	66-92	.717	1979	Mike Rhodes, G/F	72-87	.827
2013	Kedren Johnson	99-137	.723	1978	Tommy Springer, G	51-61	.836
2012	Brad Tinsley	59-69	.855	1977	Dicky Keffer, G	66-81	.815
2011	John Jenkins	144-161	.894	1976	Joe Ford, G	102-126	.817
2010	Jermaine Beal	93-116	.802	1975	Joe Ford, G	94-112	.839
2009	Brad Tinsley	56-68	.824	1974	Terry Compton, F	89-102	.873
2008	Ross Neltner, F	61-77	.792	1973	Lee Fowler, F	51-67	.761
2007	Dan Cage, G	70-80	.875	1972	Tom Arnholt, G	81-91	.890
2006	Shan Foster, G/F	63-83	.759	1971	Rudy Thacker, G	56-61	.918
2005	Mario Moore, G	72-89	.809	1970	Ralph Mayes, G	48-59	.814
2004	Scott Hundley, G	46-58	.793	1969	Rudy Thacker, G	64-72	.889
2003	Matt Freije, F	99-124	.798	1968	Tom Hagan, G	141-167	.844
2002	Chuck Moore, G	78-96	.813	1967	Jerry Southwood, G	61-77	.792
2001	Chuck Moore, G	63-79	.797	1966	Keith Thomas, G	78-98	.796
2000	Dan Langhi, F	162-186	.871	1965	Keith Thomas, G	56-65	.862
1999	Dan Langhi, F	141-167	.844	1964	John Ed Miller, G	119-148	.804
1998	Billy Di Spaltro, F	87-107	.813	1963	Roger Schurig, G	87-109	.799
1997	Billy Di Spaltro, F	160-208	.769	1962	Bobby Bland, G	52-64	.813
1996	Drew Maddux, G	81-106	.764	1961	Don Ringstaff, F	96-127	.756
1995	Drew Maddux, G	51-59	.864	1960	Bill Johnson, G	80-101	.792
1994	Billy McCaffrey, G	168-189	.889	1959	Jim Henry, G	118-150	.787
1993	Billy McCaffrey, G	134-154	.870	1958	Jimmy French, G	51-61	.836
1992	Todd Milholland, C	61-75	.813	1957	Al Rochelle, G	75-96	.781
1991	Scott Draud, G	63-72	.875	1956	Al Rochelle, G	153-204	.750
1990	Scott Draud, G	100-115	.870	1955	Al Rochelle, G	117-157	.745
1989	Eric Reid, F	103-133	.774	1954	Babe Taylor, G	62-74	.838
1988	Barry Goheen, G	86-112	.768	1953	George Nordhaus, C	84-123	.683
1987	Barry Goheen, G	114-136	.838	1952	Bob Dudley Smith, F	54-76	.711
1986	Barry Goheen, G	44-52	.846	1951	Bob Dudley Smith, F	87-121	.719
1985	Phil Cox, G	111-127	.874	1950	Bob Dudley Smith, F	42-53	.792
1984	Jeff Turner, F/C	86-102	.843	1949	George Kelley, F	94-143	.657
1983	Phil Cox, G	113-126	.897				

## Free Throw Percentage

### In a Career (Minimum 150 FTA)

Player, Years	FTM	FTA	Pct.
1. Billy McCaffrey, 1993-94	302	343	.880
2. Rudy Thacker, 1969-71	152	173	.879
3. Phil Cox, 1982-85	442	513	.862
4. John Jenkins, 2010-12	320	374	.856
<b>5. Riley LaChance, 2014-present</b>	<b>163</b>	<b>191</b>	<b>.853</b>
6. Scott Draud, 1987-88, 90-91	232	276	.841
7. Brad Tinsley, 2009-12	243	290	.838
8. Tom Hagan, 1967-69	360	432	.833
9. Dan Langhi, 1996-00	394	474	.831
10. Tom Arnholt, 1970-72	253	305	.830

### In a Season (Minimum 50 FTA)

Player, Season	FTM	FTA	Pct.
1. Rudy Thacker, 1970-71	56	61	.918
2. Phil Cox, 1982-83	113	126	.897
3. John Jenkins, 2010-11	144	161	.894
4. Tom Arnholt, 1971-72	81	91	.890
5. Billy McCaffrey, 1993-94	168	189	.889
6. Rudy Thacker, 1968-69	64	72	.889
t7. Scott Draud, 1990-91	63	72	.875
t7. Dan Cage, 2006-07	70	80	.875
9. Phil Cox, 1984-85	111	127	.874
t10. Terry Compton, 1973-74	89	102	.873
<b>t10. Riley LaChance, 2014-15</b>	<b>69</b>	<b>79</b>	<b>.873</b>



# VU REBOUNTING MARKS

## Rebounds

### In a Career

Player, Years	G	Reb	RPG
1. Clyde Lee, 1964-66	79	1223	15.5
2. Perry Wallace, 1968-70	78	894	11.5
3. Bobby Thym, 1954-57	89	872	9.8
4. Bob "Snake" Grace, 1963-65	76	837	11.0
5. Charley Harrison, 1953-56	79	802	10.2
6. Jeffery Taylor, 2009-12	134	752	5.6
7. Bill Depp, 1959-61	71	747	10.5
8. Will Perdue, 1983-88	104	708	6.8
9. Thorpe Weber, 1969-71	78	673	8.6
10. Anthony Williams, 1997-01	110	669	6.1

### Per Game In a Career (Minimum 50 games)

Player, Years	G	Reb	RPG
1. Clyde Lee, 1964-66	79	1223	15.5
2. Perry Wallace, 1968-70	78	894	11.5
3. Bob "Snake" Grace, 1963-65	76	837	11.0
4. Bill Depp, 1959-61	71	747	10.5
5. Charley Harrison, 1953-56	79	802	10.2
6. Bobby Thym, 1954-57	89	872	9.8
7. Ben Rowan, 1958-60	69	666	9.7
8. Dan Finch, 1952-54	65	618	9.5
t9. Thorpe Weber, 1969-71	78	673	8.6
t9. Jo Gibbs, 1954-57	69	593	8.6

### In a Season

Player, Season	G	Reb	RPG
1. Clyde Lee, 1964-65	28	420	15.0
2. Clyde Lee, 1965-66	26	412	15.8
3. Clyde Lee, 1963-64	25	391	15.6
4. Perry Wallace, 1969-70	26	350	13.5
5. Charley Harrison, 1955-56	22	315	14.3
6. Will Perdue, 1987-88	31	314	10.1
7. Bill Depp, 1960-61	24	309	12.9
8. Bob "Snake" Grace, 1962-63	23	308	13.4
9. Charley Harrison, 1954-55	22	284	12.9
10. Jo Gibbs, 1956-57	22	274	12.5

### Per Game In a Season

Player, Season	G	Reb	RPG
1. Clyde Lee, 1965-66	26	412	15.8
2. Clyde Lee, 1963-64	25	391	15.6
3. Clyde Lee, 1964-65	28	420	15.0
4. Charley Harrison, 1955-56	22	315	14.3
5. Dan Finch, 1952-53	18	247	13.7
6. Perry Wallace, 1969-70	26	350	13.5
7. Bob "Snake" Grace, 1962-63	23	308	13.4
t8. Charley Harrison, 1954-55	22	284	12.9
t8. Bill Depp, 1960-61	24	309	12.9
10. Jo Gibbs, 1956-57	22	274	12.5

## ANNUAL REBOUNTING LEADERS

Year	Player	Reb.	Year	Player	Reb.
2017	Jeff Roberson, F	7.0	1984	Jeff Turner, F-C	7.3
2016	Luke Kornet, C	7.3	1983	Ted Young, C-F	6.7
2015	Damian Jones, C	6.5	1982	Willie Jones, C-F	6.4
2014	Damian Jones, C	5.7	1981	Charles Davis, F	5.8
2013	Kevin Bright, G	5.5	1980	Ted Young, F	5.9
2012	Lance Goulbourne, F	6.9	1979	Charles Davis, F	8.6
2011	Lance Goulbourne, F	7.3	1978	Charles Davis, F	7.1
2010	A.J. Ogilvy, C	6.2	1977	Charles Davis, F	7.0
2009	A.J. Ogilvy, C	7.1	1976	Butch Feher, G	7.7
2008	A.J. Ogilvy, C	6.7	1975	Jeff Fosnes, F	9.0
2007	Ross Neltner, F	5.7	1974	Jan van Breda Kolff, G	9.7
2006	Julian Terrell, F	7.2	1973	Steve Turner, C	7.8
2005	Julian Terrell, F	5.1	1972	Ray Maddux, C	10.7
2004	Matt Freije, F	5.4	1971	Thorpe Weber, F	9.7
2003	Brian Thornton, F	5.7	1970	Perry Wallace, F	13.5
2002	Matt Freije, F	5.1	1969	Perry Wallace, F	10.5
2001	Anthony Williams, F	7.9	1968	Perry Wallace, F	10.4
2000	Anthony Williams, F	6.4	1967	Bob Warren, F	8.4
1999	Dan Langhi, F	7.3	1966	Clyde Lee, C	15.8
1998	Billy Di Spaltro, F	5.7	1965	Clyde Lee, C	15.0
1997	Billy Di Spaltro, F	6.3	1964	Clyde Lee, C	15.6
1996	Malik Evans, F	6.5	1963	Bob Grace, C	13.4
1995	Bryan Milburn, F	6.3	1962	Ron Griffiths, C	10.3
1994	Chris Lawson, C	6.8	1961	Bill Deep, C	12.9
1993	Bruce Elder, F	6.1	1960	Ben Rowan, F	11.3
1992	Dan Hall, F	5.9	1959	Ben Rowan, F	10.7
1991	Bruce Elder, F	5.9	1958	Don Hinton, F-C	8.9
1990	Eric Reid, F	5.8	1957	Hobby Gibbs, F	12.5
1989	Frank Kornet, C-F	7.1	1956	Charley Harrison, C	14.3
1988	Will Perdue, C	10.1	1955	Charley Harrison, C	12.9
1987	Will Perdue, C	8.7	1954	Dan Finch, F	11.3
1986	Brett Burrow, C	5.8	1953	Dan Finch	13.7
1985	Brett Burrow, C	8.0	1952	Dave Kardokus	8.4

## Rebounding Average Leaders By Class

### Freshmen

RPG	Player	Year
1. 9.6	Jimmy Cummings	1953
2. 9.1	Bobby Thym	1954
3. 7.0	Charles Davis	1977
4. 6.7	A.J. Ogilvy	2008
5. 6.2	Jeffery Taylor	2009
6. 5.9	Ted Young	1980
7. 5.7	Damian Jones	2014
8. 5.5	Kevin Bright	2013
9. 5.3	Greg Fuller	1977

### Juniors

RPG	Player	Year
1. 15.0	Clyde Lee	1965
2. 13.7	Dan Finch	1953
3. 12.9	Charley Harrison	1955
4. 12.0	Jo Gibbs	1956
5. 10.8	Bob Grace	1964
t6. 10.7	Ray Maddux	1972
t6. 10.7	Ben Rowan	1959
t8. 10.5	Perry Wallace	1969
t8. 10.5	Bobby Thym	1956
10. 10.3	Ron Griffiths	1962

### Sophomores

RPG	Player	Year
1. 15.6	Clyde Lee	1964
2. 13.4	Bob Grace	1963
3. 10.4	Perry Wallace	1968
4. 10.3	Bobby Thym	1955
5. 9.9	George Nordhaus	1953
6. 9.0	Bill Depp	1959
7. 8.9	Bill Feix	1952
8. 8.8	Jack Pirrie	1958
9. 8.5	Don Hinton	1957
10. 8.2	Thorpe Weber	1969

### Seniors

RPG	Player	Year
1. 15.8	Clyde Lee	1966
2. 14.3	Charley Harrison	1956
3. 13.5	Perry Wallace	1970
4. 12.9	Bill Depp	1961
5. 12.5	Hobby Gibbs	1957
6. 11.4	Dave Kardokus	1952
t7. 11.3	Ben Rowan	1960
t7. 11.3	Dan Finch	1954
9. 10.6	Larry Banks	1961
10. 10.1	Will Perdue	1988



# VU ASSIST MARKS

## Assists

In a Career (Kept since 1968-69)

Player, Years	G	A	APG
1. Atiba Prater, 1996-00	115	517	4.50
2. Brad Tinsley, 2009-12	134	482	3.59
3. Frank Seckar, 1993-96	126	455	3.61
4. Kevin Anglin, 1990-93	129	435	3.37
5. Jan van Breda Kolff, 1972-74	80	430	5.38
6. Derrick Wilcox, 1987-90	128	423	3.30
7. Jermaine Beal, 2007-10	132	421	3.19
8. Drew Maddux, 1994-98	123	394	3.20
9. Russell Lakey, 2000-04	111	369	3.32
10. Al McKinney, 1981-84	116	351	3.03

## Per Game In a Career

(Kept since 1968-69, min. 50 games)

Player, Years	G	A	APG
1. Jan van Breda Kolff, 1972-74	80	430	5.38
2. Wade Baldwin IV, 2015-16	68	327	4.81
3. Atiba Prater, 1996-00	115	517	4.50
4. Billy McCaffrey, 1993-94	66	257	3.89
5. Frank Seckar, 1993-96	126	455	3.61
6. Brad Tinsley, 2009-12	134	482	3.59
7. Dicky Keffer, 1975-77	79	276	3.53
8. Kevin Anglin, 1990-93	129	435	3.37
9. Russell Lakey, 2000-04	111	369	3.32
10. Derrick Byars, 2006-07	64	212	3.31

In a Season (Since 1968-69, min. 15 games)

Player, Season	G	A	APG
1. Atiba Prater, 1999-00	30	180	6.0
2. Frank Seckar, 1995-96	32	176	5.5
3. Derrick Wilcox, 1988-89	33	173	5.2
4. Wade Baldwin IV, 2015-16	33	172	5.2
t5. Jermaine Beal, 2007-08	34	158	4.5
t5. Derrick Wilcox, 1989-90	35	158	4.5
7. Wade Baldwin IV, 2014-15	35	155	4.4
8. Brad Tinsley, 2010-11	34	155	4.6
9. Atiba Prater, 1997-98	30	152	5.1
t10. Brad Tinsley, 2011-12	36	147	4.1
t10. Jan van Breda Kolff, 1972-73	26	147	5.7

## Per Game In a Season

(Since 1968-69, min. 20 games)

Player, Season	G	A	APG
1. Atiba Prater, 1999-00	30	180	6.0
2. Jan van Breda Kolff, 1972-73	26	147	5.7
t3. Frank Seckar, 1995-96	32	175	5.5
t3. Jan van Breda Kolff, 1971-72	26	142	5.5
5. Derrick Wilcox, 1988-89	33	173	5.2
6. Wade Baldwin IV, 2015-16	33	172	5.2
7. Atiba Prater, 1997-98	30	152	5.1
8. Jan van Breda Kolff, 1973-74	28	141	5.0
9. Jermaine Beal, 2007-08	34	158	4.6
10. Brad Tinsley, 2010-11	34	155	4.6

## ANNUAL ASSIST LEADERS

Year	Player	Ast.	Year	Player	Ast.
2017	Riley LaChance, G	3.9	1993	Billy McCaffrey, G	3.6
2016	Wade Baldwin IV, G	5.2	1991	Kevin Anglin, G	4.1
2015	Wade Baldwin IV, G	4.4	1990	Derrick Wilcox, G	4.5
2014	Kyle Fuller	4.2	1989	Derrick Wilcox, G	5.2
2013	Kedren Johnson, G	3.6	1988	Barry Goheen, G	2.9
2012	Brad Tinsley, G	4.1	1987	Barry Booker, G	2.7
2011	Brad Tinsley, G	4.6	1986	Darrell Dulaney, G	3.4
2010	Jermaine Beal, G	3.1	1985	Darrell Dulaney, G	3.6
2009	Jermaine Beal, G	3.2	1984	Al McKinney, G	3.2
2008	Jermaine Beal, G	4.6	1983	Al McKinney, G	3.4
2007	Derrick Byars, G/F	3.4	1982	Al McKinney, G	3.2
2006	Derrick Byars, G/F	3.2	1981	Jimmy Gray, G	3.9
2005	Mario Moore, G	3.7	1980	Tommy Springer, G	3.3
2004	Russell Lakey, G	3.9	1979	Tommy Springer, G	4.3
2003	Russell Lakey, G	3.4	1978	Mark Elliott, G	3.2
2002	Brendan Plavich, G	3.2	1977	Mark Elliott, G	3.4
2001	Russell Lakey, G	3.1	1976	Dicky Keffer, G	4.0
2000	Atiba Prater, G	6.0	1975	Dicky Keffer, G	3.8
1999	Atiba Prater, G	3.4	1974	Jan van Breda Kolff, G/F	5.0
1998	Atiba Prater, G	4.1	1973	Jan van Breda Kolff, G/F	5.7
1997	Drew Maddux, G	3.7	1972	Jan van Breda Kolff, G/F	5.5
1996	Frank Seckar, G	5.5	1971	Rudy Thacker, G	3.1
1995	Frank Seckar, G	4.1	1970	Tom Arnholt, G	3.0
1994	Billy McCaffrey, G	4.2			

## Assist Leaders By Class

### Freshmen

#	A	Player	Year
1.	155	Wade Baldwin IV	2015
t2.	103	Atiba Prater	1997
t2.	103	Shelton Mitchell	2015
<b>4.</b>	<b>102</b>	<b>Riley LaChance</b>	<b>2015</b>
5.	99	Dicky Keffer	1975
6.	95	Keegan Bell	2008
7.	94	Russell Lakey	2001
8.	89	Mark Elliott	1977
9.	88	Kevin Anglin	1990
10.	86	Brad Tinsley	2009

### Juniors

#	A	Player	Year
1.	173	Derrick Wilcox	1989
2.	155	Brad Tinsley	2011
3.	147	J. van Breda Kolff	1973
<b>4.</b>	<b>137</b>	<b>Riley LaChance</b>	<b>2017</b>
5.	126	Mario Moore	2005
6.	124	Billy McCaffrey	1993
7.	117	Tommy Springer	1979
8.	116	Drew Maddux	1996
t9.	114	Frank Seckar	1995
t9.	114	Kevin Anglin	1992

### Sophomores

#	A	Player	Year
1.	172	Wade Baldwin IV	2016
2.	158	Jermaine Beal	2008
3.	155	Atiba Prater	1998
4.	142	J. van Breda Kolff	1972
5.	124	Kevin Anglin	1991
6.	119	Kedren Johnson	2013
7.	110	Frank Seckar	1994
8.	109	Dicky Keffer	1976
9.	102	Brendan Plavich	2002
t10.	95	Bruce Elder	1991
t10.	95	Mario Moore	2004

### Seniors

#	A	Player	Year
1.	180	Atiba Prater	2000
2.	176	Frank Seckar	1996
3.	158	Derrick Wilcox	1990
4.	147	Brad Tinsley	2012
5.	141	J. van Breda Kolff	1974
6.	134	Drew Maddux	1998
7.	133	Billy McCaffrey	1994
8.	130	Barry Goheen	1989
8.	130	Kyle Fuller	2014
10.	128	Russell Lakey	2004



# VU STEAL & BLOCK MARKS

## Steals

In a Career (Since 1979-80, min. 50 games)

Player, Years	G	S	SPG
t1. Drew Maddux, 1994-98	123	214	1.74
t1. Frank Seckar, 1993-96	126	214	1.70
3. Atiba Prater, 1996-00	115	211	1.83
4. James Strong, 1996-00	120	209	1.74
5. Kevin Anglin, 1990-93	129	192	1.49
6. Russell Lakey, 2000-04	111	169	1.52
7. Ronnie McMahan, 1992-95	124	157	1.27
8. Jeffery Taylor, 2009-12	134	146	1.09
9. Jason Holwerda, 2002-05	128	138	1.08
10. Jermaine Beal, 2007-10	132	128	0.97

Per Game In a Career (Since 1979-80, min. 50 games)

Player, Years	G	S	SPG
1. Atiba Prater, 1996-00	115	211	1.83
t2. Drew Maddux, 1995-98	123	214	1.74
t2. James Strong, 1996-00	120	209	1.74
4. Frank Seckar, 1993-96	126	214	1.70
5. Russell Lakey, 2000-04	111	169	1.52
6. Kevin Anglin, 1990-93	129	192	1.49
7. Pax Whitehead, 1995-97	83	113	1.36
8. Wade Baldwin IV, 2015-16	68	90	1.32

In a Season (Since 1979-80)

Player, Season	G	S	SPG
1. James Strong, 1998-99	29	77	2.65
2. Frank Seckar, 1994-95	28	73	2.61
t3. Drew Maddux, 1996-97	31	68	2.19
t3. Drew Maddux, 1997-98	33	68	2.06
5. Kevin Anglin, 1992-93	34	67	1.97
6. Pax Whitehead, 1996-97	31	66	2.12
7. Atiba Prater, 1997-98	30	64	2.13
8. Frank Seckar, 1995-96	32	63	1.96
9. Atiba Prater, 1999-00	30	56	1.87
t10. Lance Goulbourne, 2011-12	36	54	1.50
t10. Russell Lakey, 2000-01	30	54	1.80

Per Game In a Season (Since 1979-80, min. 20 games)

Player, Season	G	S	SPG
1. James Strong, 1998-99	29	77	2.65
2. Frank Seckar, 1994-95	28	73	2.61
3. Drew Maddux, 1996-97	31	68	2.19
4. Atiba Prater, 1997-98	30	64	2.13
5. Pax Whitehead, 1996-97	31	66	2.12
6. Drew Maddux, 1997-98	33	68	2.06
7. Kevin Anglin, 1992-93	34	67	1.97
8. Frank Seckar, 1995-96	32	63	1.96
9. Atiba Prater, 1999-00	30	56	1.87
10. James Strong, 1999-00	28	52	1.86

### ANNUAL STEALS LEADERS

Year	Player	Steals	Year	Player	Steals
2017	Jeff Roberson	29	1998	Drew Maddux, G	68
2016	Wade Baldwin IV, G	40	1997	Drew Maddux, G	68
2015	Wade Baldwin IV, G	50	1996	Frank Seckar, G	63
2014	James Siakam, F	28	1995	Frank Seckar, G	73
2013	Kedren Johnson, G	34	1994	Ronnie McMahan, G	51
2012	Lance Goulbourne, F	54	1993	Kevin Anglin, F	67
2011	Jeffery Taylor, F	35	1992	Kevin Anglin, G/F	49
2010	Jeffery Taylor, F	36	1991	Bruce Elder, F	46
2009	Jermaine Beal, G	35	1990	Derrick Wilcox, G	37
2008	Shan Foster, G/F	36	1989	Barry Booker, G	50
2007	Derrick Byars, G/F	48	1988	Barry Goheen, G	34
2006	DeMarre Carroll, F	37	1987	Barry Booker, G	36
2005	Jason Holwerda	47	1986	Darrell Dulaney, G	44
2004	Russell Lakey, G	46	1985	Phil Cox, G	41
	Mario Moore, G	46	1984	Al McKinney, G	35
2003	Russell Lakey, G	52	1983	Al McKinney, G	48
2002	Brendan Plavich, G	47	1982	Al McKinney, G	31
2001	Russell Lakey, G	54	1981	Al McKinney, G	28
2000	Atiba Prater, G	56	1980	Tommy Springer, G	42
1999	James Strong, G	77			

## Blocked Shots

In a Career (Since 1979-80, min. 50 games)

Player, Years	G	BS	BPG
1. Luke Kornet, 2013-17	128	210	1.64
2. Festus Ezeli, 2008-12	121	204	1.69
3. Damian Jones, 2013-16	99	167	1.69
4. Will Perdue, 1984, 86-88	104	157	1.51
5. A.J. Ogilvy, 2007-10	96	145	1.51
6. Julian Terrell, 2003-06	124	116	0.94
7. Chris Woods, 1992-95	121	108	0.89
8. Dawid Przybyszewski, 2002-05	128	75	0.59
t9. Ted Skuchas, 2004-07	127	72	0.57
t9. Dan Hall, 1990, 92-94	123	70	0.57

Per Game In a Career (Since 1979-80, min. 50 games)

Player, Years	G	BS	BPG
t1. Damian Jones, 2013-16	99	167	1.69
t1. Festus Ezeli, 2008-12	121	204	1.69
3. Luke Kornet, 2013-17	128	210	1.64
t4. A.J. Ogilvy, 2007-10	96	145	1.51
t4. Will Perdue, 1984, 86-88	104	157	1.51
6. Julian Terrell, 2003-06	124	116	0.94
7. Chris Woods, 1992-95	121	108	0.89
8. Brian Thornton, 2001-03	61	44	0.72

In a Season (Since 1979-80)

Player, Season	G	BS	BPG
1. Festus Ezeli, 2010-11	34	87	2.56
2. Luke Kornet, 2015-16	28	84	3.00
3. Will Perdue, 1987-88	31	74	2.39
4. Will Perdue, 1986-87	34	72	2.12
5. Luke Kornet, 2016-17	35	71	2.02
6. Damian Jones, 2014-15	35	70	2.00
7. Damian Jones, 2015-16	33	54	1.64
8. Festus Ezeli, 2011-12	26	52	2.00
9. Chris Woods, 1994-95	28	50	1.79
10. A.J. Ogilvy, 2007-08	34	49	1.44

Per Game In a Season (Since 1979-80)

Player, Season	G	BS	BPG
1. Luke Kornet, 2015-16	28	84	3.00
2. Festus Ezeli, 2010-11	34	87	2.56
3. Will Perdue, 1987-88	31	74	2.39
4. Will Perdue, 1986-87	34	72	2.12
5. Luke Kornet, 2016-17	35	71	2.02
t6. Festus Ezeli, 2011-12	26	52	2.00
t6. Damian Jones, 2014-15	35	70	2.00
8. Chris Woods, 1994-95	28	50	1.79
9. A.J. Ogilvy, 2008-09	29	48	1.65
10. Damian Jones, 2015-16	33	54	1.64

### ANNUAL BLOCKS LEADERS

Year	Player	Blocks	Year	Player	Blocks
2017	Luke Kornet	71	1998	Austin Bates, C	30
2016	Luke Kornet	84	1997	Austin Bates, C	18
2015	Damian Jones	70	1996	Malik Evans, F	28
2014	Damian Jones	43	1995	Chris Woods, C	50
2013	Josh Henderson	29	1994	Dan Hall, F	27
2012	Festus Ezeli, C	52	1993	Bruce Elder, F	19
2011	Festus Ezeli, C	87	1992	Bruce Elder, F	26
2010	A.J. Ogilvy, C	48	1991	Steve Grant, F	20
2009	A.J. Ogilvy, C	48	1990	Steve Grant, F	14
2008	A.J. Ogilvy, C	49	1989	Eric Reid, F	12
2007	Ted Skuchas, C	28	1988	Will Perdue, C	74
2006	Julian Terrell, F	36	1987	Will Perdue, C	72
2005	Julian Terrell, F	36	1986	Will Perdue, C	13
2004	D. Przybyszewski, F/C	29	1985	Brett Burrow, C	10
2003	Brian Thornton, F	24	1984	Bobby Westbrook, F	14
2002	Brian Thornton, F	20	1983	James Williams, F	22
2001	Matt Freije, F	28	1982	Willie Jones, F-C	25
2000	Darius Coulibaly, C	29	1981	Willie Jones, F-C	11
1999	Greg LaPointe, C	16	1980	Willie Jones, F-C	11



# VU MISCELLANEOUS MARKS

## Individual Single-Game Highs

Points Scored	44	Tom Hagan at Mississippi State (3/8/69)
FG Attempts	34	Tom Hagan at Mississippi State (3/8/69)
	34	Bo Wyenandt vs. Alabama (2/20/69)
FG Made	21	Tom Hagan at Mississippi State (3/8/69)
FG Pct. (min. 10)	.917	Mike Rhodes at Alabama (1/21/78) (11-of-12)
3pt FG Attempts	17	Scott Draud vs. LSU (2/2/91)
3pt FG Made	9	Scott Draud vs. LSU (2/18/90)
		Mario Moore vs. Wichita State (3/21/05)
		Shan Foster vs. Mississippi State (3/5/08)
3pt FG Pct. (min. 5)	1.000	Barry Booker (6-of-6) vs. Lehigh (11/30/87)
	1.000	Kevin Anglin (6-of-6) vs. N. Hampshire (12/29/91)
	1.000	Dawid Przybyszewski (6-of-6) vs. UTPA (2/7/05)
FT Attempts	19	Al Rochelle vs. Georgia Tech (1/9/56)
	19	Clyde Lee vs. Kentucky (1/5/65)
FT Made	18	Matt Freije vs. Indiana (11/24/03)
FT Pct. (min. 11)	1.000	Matt Freije (18-of-18) vs. Indiana (11/24/03)
	1.000	Phil Cox (17-of-17) vs. MTSU (12/3/84)
	1.000	Dan Langhi (16-of-16) vs. Tennessee (2/13/99)
	1.000	Al Rochelle (14-of-14) vs. Wash. & Lee (12/6/54)
	1.000	Barry Goheen (13-of-13) vs. Georgia (2/15/89)
	1.000	Jeffery Taylor (12-of-12) vs. Tennessee (2/9/10)
	1.000	Matt Freije (11-of-11) vs. N.C. State (3/21/04)
Rebounds	28	Clyde Lee vs. Mississippi (1/10/66)
Assists	14	Billy McCaffrey vs. Kentucky (1/13/93)
Blocked Shots	10	Luke Kornet vs. Auburn (1/12/16)
Steals	8	James Strong vs. Morehead St. (11/24/98)
		Atiba Prater vs. UT-Martin (11/26/97)
		Frank Seckar vs. Tenn. Tech (11/30/94)

## Team Single-Game Highs

Points Scored	130	vs. Mississippi (12/22/70)
FG Attempts	120	vs. Lipscomb (12/8/52)
FG Made	52	vs. Mississippi (12/22/70)
FG Pct.	.696	vs. Wofford (39-of-56) (11/27/95)
FT Attempts	59	vs. Yale (1/1/53)
FT Made	40	vs. Texas (12/20/54)
	40	at Kentucky (1/19/80)
	40	vs. Mississippi State (1/26/80)
	40	vs. Kentucky (2/20/91)
FT Pct.	1.000	vs. Florida (23-of-23) (1/30/88)
	.972	vs. Mississippi State (2/26/86)
		(35-of-36) NCAA min. is 35 made
3pt FG Attempts	40	vs. Ole Miss (1/15/13)
3pt FG Made	19	vs. High Point (12/6/16)
3pt FG Pct.	.750	at Georgia (9-of-12) (2/27/91)
Rebounds	90	vs. Sewanee (12/4/54)
Assists	31	at Tennessee (1/18/05)
Blocked Shots	13	vs. South Dakota State (3/20/15)
Steals	20	vs. Tennessee Tech (11/30/94)
VU Fouls	36	at Kentucky (1/19/80)
Both Team Fouls	69	Vanderbilt (36) at Kentucky (33) (1/19/80)

## Miscellaneous Records

### Consecutive Free Throws Made

Game	18	Matt Freije vs. Indiana (11/24/03)
Season	43	Phil Cox, 1982-83
Consecutive Seasons	47	Phil Cox, 1981-82 and 1982-83

### Games Played

Career	134	by Jeffery Taylor & Brad Tinsley, 2008-12,
Season	36	Lance Goulbourne, Kedren Johnson, Rod Odom
		Dai-Jon Parker, Jeffery Taylor, Brad Tinsley, 2011-12

## 100-Point Games

### 76 Games in Reverse Chronological Order

Date	Score (*Home, #Neutral)
Dec. 2, 2015	Vanderbilt 102, Detroit 52*
Feb. 16, 2012	Vanderbilt 102, Ole Miss 76
Nov. 19, 2006	Vanderbilt 102, UPR-Mayaguez 59#
Nov. 5, 2006	Vanderbilt 104, East Tennessee State 62*
Nov. 23, 2001	Vanderbilt 100, Hampton 85#
Mar. 1, 2000	Vanderbilt 101, Georgia 89*
Dec. 18, 1999	Vanderbilt 101, Western Kentucky 77*
Dec. 30, 1998	Vanderbilt 113, Alabama A&M 71*
Nov. 18, 1997	Vanderbilt 102, Furman 55*
Feb. 17, 1996	Vanderbilt 107, South Carolina 97*
Dec. 1, 1993	Vanderbilt 102, UT-Martin 66*
Jan. 20, 1993	Vanderbilt 102, Arkansas 89*
Jan. 13, 1993	Vanderbilt 101, Kentucky 86*
Dec. 19, 1992	Vanderbilt 116, Austin Peay 71
Dec. 19, 1991	Vanderbilt 100, N. Hampshire 67*
Jan. 8, 1991	Vanderbilt 108, Tennessee 68*
Nov. 26, 1990	Vanderbilt 103, UNC-Asheville 66*
Feb. 18, 1990	Vanderbilt 108, LSU 121*
Dec. 23, 1989	Vanderbilt 100, Samford 76*
Feb. 18, 1989	Vanderbilt 108, LSU 74*
Nov. 30, 1987	Vanderbilt 102, Lehigh 91*
Mar. 16, 1987	Vanderbilt 109, Florida State 92*
Dec. 10, 1983	Vanderbilt 105, Eastern Kentucky 63*
Dec. 14, 1981	Vanderbilt 116, North Alabama 88*
Dec. 23, 1980	Vanderbilt 111, Memphis 96*
Dec. 20, 1980	Vanderbilt 111, North Alabama 79*
Jan. 21, 1980	Vanderbilt 105, Florida 85*
Dec. 6, 1979	Vanderbilt 106, Mississippi State 110*
Dec. 4, 1979	Vanderbilt 110, Texas Wesleyan 85*
Dec. 28, 1977	Vanderbilt 101, Richmond 68*
Dec. 23, 1976	Vanderbilt 106, Tennessee Tech 71*
Jan. 31, 1976	Vanderbilt 103, LSU 90*
Dec. 6, 1975	Vanderbilt 106, Holy Cross 91*
Nov. 29, 1975	Vanderbilt 105, Iowa State 80
Mar. 8, 1975	Vanderbilt 102, Florida 83*
Jan. 13, 1975	Vanderbilt 102, Georgia 80*
Dec. 21, 1974	Jacksonville 107, Vanderbilt 104#
Dec. 9, 1972	Vanderbilt 103, Western Kentucky 88*
Mar. 9, 1972	Mississippi State 82, Vanderbilt 104*
Feb. 21, 1972	Vanderbilt 111, Alabama 91*
Feb. 19, 1972	Vanderbilt 104, LSU 83*
Jan. 18, 1972	Vanderbilt 101, Cornell 80
Jan. 10, 1972	Vanderbilt 104, Florida 87
Dec. 30, 1971	Vanderbilt 105, Rice 87*
Jan. 23, 1971	Vanderbilt 107, Auburn 86*
Dec. 22, 1970	Vanderbilt 130, Mississippi 112*
Feb. 16, 1970	Vanderbilt 101, Alabama 79*
Dec. 27, 1969	Vanderbilt 124, Portland 73*
Dec. 8, 1969	Vanderbilt 104, SMU 99
Mar. 8, 1969	Vanderbilt 120, Mississippi State 83
Mar. 1, 1969	Vanderbilt 101, Kentucky 99*
Dec. 14, 1968	Vanderbilt 108, Mississippi State 87*
Mar. 4, 1968	Vanderbilt 115, LSU 86
Mar. 4, 1967	Vanderbilt 110, Kentucky 94*
Feb. 20, 1967	Vanderbilt 117, Alabama 80*
Dec. 21, 1966	Vanderbilt 116, Northwestern 92*
Dec. 17, 1966	Vanderbilt 100, LaSalle 95*
Dec. 5, 1966	Vanderbilt 101, SW Louisiana 68*
Feb. 26, 1966	Vanderbilt 102, LSU 84
Feb. 21, 1966	Vanderbilt 117, Georgia 97*
Jan. 10, 1966	Vanderbilt 106, Mississippi 58*
Dec. 28, 1965	Vanderbilt 113, Syracuse 98#
Dec. 13, 1965	Vanderbilt 102, Wake Forest 82*
Mar. 8, 1965	Vanderbilt 106, LSU 69*
Jan. 30, 1965	Vanderbilt 105, Auburn 77*
Feb. 29, 1964	Vanderbilt 103, Georgia Tech 89*
Feb. 3, 1964	Vanderbilt 111, Alabama 73
Dec. 28, 1963	Vanderbilt 106, South Carolina 78*
Dec. 18, 1963	Vanderbilt 113, TCU 56*
Dec. 14, 1963	Vanderbilt 101, Arkansas 77*
Jan. 13, 1962	Vanderbilt 100, Mississippi State 86*
Dec. 9, 1957	Vanderbilt 105, VMI 74*
Dec. 29, 1956	Vanderbilt 107, Arizona 76*
Feb. 11, 1956	Vanderbilt 107, LSU 68*
Feb. 26, 1955	Vanderbilt 100, Florida 72*
Dec. 6, 1954	Vanderbilt 104, Washington & Lee 88*



# VU MISCELLANEOUS MARKS

## Chronological List of Overtime Games

Date	Opponent	Score/OTs	Date	Opponent	Score/OTs	Date	Opponent	Score/OTs
Mar. 10, 2017	Florida#	W, 72-62	Dec. 18, 1993	Georgia Tech #	L, 77-86	Dec. 12, 1967	Davidson*	W, 81-79
Jan. 5, 2016	Arkansas	L, 85-90	Dec. 8, 1993	Wake Forest*	W, 91-83 (2ot)	Dec. 2, 1967	SMU*	W, 88-84
Nov. 19, 2015	Stony Brook*	W, 79-72	Mar. 2, 1993	Tennessee*	W, 90-82	Feb. 6, 1967	Georgia	W, 51-41 (2ot)
Feb. 11, 2015	Tennessee*	L, 73-76	Feb. 24, 1993	Georgia	W, 87-83	Jan. 14, 1967	Mississippi	W, 78-70 (2ot)
Jan. 24, 2015	LSU*	L, 75-79	Jan. 29, 1992	Memphis State*	L, 70-72	Jan. 5, 1967	Kentucky	W, 91-89
Jan. 3, 2015	Yale*	W, 79-74 (2ot)	Dec. 11, 1990	Georgia*	W, 75-74	Jan. 2, 1967	Alabama	W, 84-81
Feb. 15, 2014	Texas A&M*	W, 57-54	Mar. 15, 1990	Louisiana Tech*	W, 98-90	Feb. 12, 1964	Georgia Tech	L, 71-75
Nov. 19, 2013	Butler	L, 77-85	Mar. 9, 1990	Georgia	W, 78-74	Dec. 11, 1963	Duke	W, 97-92
Jan. 15, 2013	Ole Miss*	L, 79-89	Feb. 25, 1989	Florida	L, 80-83	Dec. 11, 1961	Alabama*	W, 65-63
Dec. 6, 2012	Xavier	W, 66-64	Jan. 25, 1989	Florida*	L, 78-81	Feb. 20, 1960	Florida	L, 75-81
Jan. 21, 2012	Mississippi State*	L, 77-78	Jan. 11, 1989	Mississippi	W, 72-65	Feb. 8, 1960	Tulane*	W, 68-64
Dec. 2, 2011	Louisville	L, 60-62	Mar. 20, 1988	Pittsburgh# (N)	W, 80-74	Jan. 16, 1960	Georgia Tech	L, 66-74
Nov. 28, 2011	Xavier*	L, 70-82	Feb. 4, 1987	Tennessee	L, 69-79	Feb. 9, 1959	Tulane	W, 64-62
Feb. 1, 2011	Florida	L, 61-65	Dec. 28, 1986	South Carolina	L, 91-96 (2ot)	Jan. 10, 1959	Mississippi	W, 79-74
Jan. 8, 2011	South Carolina	L, 75-83	Jan. 30, 1984	Georgia*	W, 81-74	Dec. 8, 1958	Missouri	L, 72-78
Dec. 8, 2010	Missouri	L, 82-85	Nov. 30, 1983	Iowa State	L, 72-73	Jan. 3, 1956	William & Mary*	W, 89-80 (2ot)
Feb. 25, 2010	Georgia*	W, 96-94	Jan. 22, 1983	Kentucky*	L, 77-82	Feb. 29, 1952	Florida	L, 63-66
Mar. 8, 2008	Alabama	L, 73-78	Dec. 13, 1982	Illinois	L, 77-79 (2ot)	Dec. 9, 1950	Lipscomb*	W, 71-69
Mar. 5, 2008	Mississippi State*	W, 86-85	Mar. 3, 1982	Florida (S)	W, 47-46 (2ot)	Dec. 1, 1949	New York Univ.	W, 75-59
Jan. 12, 2008	Kentucky	L, 73-79 (2ot)	Feb. 17, 1982	Mississippi	L, 48-51 (4ot)	1941-42	Alabama*	L, 33-37
Dec. 12, 2007	DePaul	W, 91-85	Jan. 16, 1982	Tennessee	L, 69-71	1936-37	Chattanooga	L, 29-30
Nov. 29, 2007	South Alabama*	W, 91-88 (2ot)	Nov. 28, 1981	Duke	W, 76-75 (2ot)	1934-35	Tennessee	L, 37-39
Mar. 17, 2007	Wash. St. # (N)	W, 78-74 (2ot)	Dec. 9, 1980	Duke*	L, 69-72	1934-35	Indiana	L, 30-39
Feb. 28, 2007	South Carolina	W, 99-90	Dec. 20, 1979	Texas Tech*	L, 86-89	1934-35	Georgia Tech	W, 33-32
Dec. 21, 2006	Appalachian St. #	L, 79-87	Feb. 10, 1979	Mississippi State*	W, 70-68	1932-33	Tennessee*	W, 37-32
Dec. 2, 2006	Toledo*	W, 98-93	Jan. 29, 1979	Florida*	L, 87-90	1932-33	South Carolina	W, 31-29 (2ot)
Feb. 8, 2006	Alabama	L, 74-77	Jan. 15, 1979	Alabama	W, 75-73	1930-31	North Carolina	L, 21-23
Jan. 18, 2006	South Carolina*	L, 64-66	Feb. 18, 1978	Alabama*	W, 71-69	1930-31	Duke	L, 44-48
Mar. 12, 2004	Mississippi State # (S)	W, 74-70	Feb. 6, 1978	Florida*	W, 59-57 (2ot)	1929-30	Tennessee	L, 33-38
Feb. 22, 2003	Florida*	L, 74-77	Dec. 8, 1977	The Citadel	W, 53-50	1929-30	Clemson	L, 42-48 (2ot)
Jan. 22, 2000	Kentucky*	L, 73-81	Feb. 14, 1977	Auburn*	L, 71-76	1928-29	Mississippi*	L, 46-48
Feb. 27, 1999	Florida*	W, 71-70	Jan. 22, 1977	Mississippi*	W, 77-72	1926-27	Evansville	W, 46-44
Feb. 21, 1999	Alabama*	W, 81-75	Dec. 1, 1976	Louisville*	L, 76-81	1925-26	Tennessee	L, 32-38
Nov. 28, 1998	Ohio State*	W, 92-86	Mar. 8, 1976	Alabama*	L, 77-84	1923-24	Alabama*	L, 25-26
Feb. 8, 1997	Arkansas*	W, 87-83	Feb. 7, 1976	Georgia	W, 71-69 (2ot)	1918-19	Nashville YMCA*	W, 34-27
Jan. 17, 1996	South Carolina	L, 83-87	Jan. 26, 1976	Florida	W, 85-81			
Feb. 18, 1995	South Carolina	W, 91-83	Jan. 10, 1976	Georgia*	W, 95-85			
Feb. 11, 1995	Arkansas*	L, 94-97	Feb. 1, 1975	Florida	L, 90-101			
Feb. 1, 1995	MTSU	L, 90-93	Dec. 21, 1974	Jacksonville #	L, 104-107 (2ot)			
Jan. 4, 1995	Alabama*	W, 75-74	Dec. 13, 1973	Samford*	W, 69-65			
Dec. 21, 1994	Austin Peay*	W, 81-78	Feb. 5, 1972	Kentucky*	L, 80-85			
Feb. 23, 1994	Mississippi	L, 72-77	Jan. 4, 1971	Florida	L, 82-84 (3ot)			

\* - Home game; # - Neutral site; (N) - NCAA Tournament  
(S) - SEC Tournament  
**Overall: 62-59; Home: 32-22; Away: 24-34; Neutral: 6-3**

## Margins of Victory & Defeat

### Largest Margin of Victory

Rk	Margin	Score	Date
1.	+ 71	Vanderbilt 95, Union (Tenn.) 24	1911-12
2.	+ 57	Vanderbilt 113, TCU 56	Dec. 18, 1963
t3.	+ 51	Vanderbilt 92, Army 41	Nov. 14, 1998
t3.	+ 51	Vanderbilt 124, Portland 73	Dec. 27, 1969
t5.	+50	Vanderbilt 102, Detroit 52	Dec. 2, 2015
t5.	+ 50	Vanderbilt 98, Southwestern 48	Dec. 16, 1957
t7.	+ 48	Vanderbilt 85, Nicholls State 37	Dec. 15, 1996
t7.	+ 48	Vanderbilt 106, Ole Miss 58	Jan. 10, 1966
t7.	+ 48	Vanderbilt 96, Auburn 48	Dec. 30, 1953
10.	+ 47	Vanderbilt 102, Furman 55	Nov. 18, 1997
t11.	+ 45	Vanderbilt 95, Air Force 50	Dec. 28, 1992
t11.	+ 45	Vanderbilt 116, Austin Peay 71	Dec. 19, 1992
t11.	+ 45	Vanderbilt 96, Auburn 51	Jan. 19, 1974
t11.	+ 45	Vanderbilt 90, Mississippi State 45	Feb. 14, 1949

### Largest Margin of Defeat

Rk	Margin	Score	Date
1.	- 69	Kentucky 98, Vanderbilt 29 [SECT]	Feb. 27, 1947
2.	- 62	Kentucky 106, Vanderbilt 44	March 5, 2003
3.	- 50	Kentucky 80, Vanderbilt 30	Jan. 13, 1947
4.	- 49	Central (Ky.) 70, Vanderbilt 21	1909-10
5.	- 43	Kentucky 84, Vanderbilt 41	Feb. 21, 1947
6.	- 40	Kentucky 113, Vanderbilt 73	Feb. 5, 1977
7.	- 39	Kentucky 120, Vanderbilt 81	Feb. 7, 1996
t8.	- 38	Kentucky 101, Vanderbilt 63	March 2, 1996
t8.	- 38	Ole Miss 68, Vanderbilt 30	1937-38
t10.	- 37	Indiana 88, Vanderbilt 51	Dec. 10, 1991
t10.	- 37	Arkansas 107, Vanderbilt 70	Nov. 14, 1990
t10.	- 37	Kentucky 88, Vanderbilt 51	Jan. 28, 1952
t10.	- 37	Xavier 79, Vanderbilt 42	Dec. 20, 1948



# VU POSTSEASON MARKS

## NCAA Tournament Records

### Individual Records

Number of Games.....	6, Dan Cage
Field Goal Attempts.....	22, Clyde Lee vs. Michigan (3/13/65)
Field Goals Made.....	11, Clyde Lee vs. Michigan (3/13/65)
3-Point Field Goal Attempts.....	13, Barry Booker vs. Kansas (3/25/88)
3-Point Field Goals Made.....	7, Ronnie McMahan vs. Temple (3/26/93)
Free-Throw Attempts.....	11, Matt Freije vs. N.C. State (3/21/04)
Free-Throws Made.....	11, Matt Freije vs. N.C. State (3/21/04)
Rebounds.....	20, Clyde Lee vs. Michigan (3/13/65)
Assists.....	8, Barry Goheen vs. Utah State (3/18/88)
Steals.....	5, Drew Maddux vs. Xavier (3/13/97)
Blocked Shots.....	4, Festus Ezeli vs. Harvard (3/15/12)
Turnovers.....	5, seven times
Points.....	31, Matt Freije vs. N.C. State (3/21/04)

### Team Records

Number of Games.....	24 (10-14)
Field Goal Attempts.....	88 vs. Notre Dame (3/16/74)
Field Goals Made.....	37 vs. Notre Dame, (3/16/74)
3-Point Field Goal Attempts.....	27 vs. Georgetown (3/23/07)
.....	27 vs. Washington St. [2 ot] (3/17/07)
3-Point Field Goals Made.....	12 vs. Temple (3/26/93)
.....	12 vs. George Washington (3/15/07)
Free-Throw Attempts.....	31 vs. DePaul (3/12/65)
Free-Throws Made.....	24 vs. Boise State (3/18/93)
Rebounds.....	49 vs. Michigan (3/13/65)
Assists.....	24 vs. Utah State (3/18/88)
Steals.....	9 vs. Western Michigan (3/19/04)
.....	9 vs. Siena (3/21/08)
Blocked Shots.....	6 vs. Northwestern (3/16/17)
Turnovers.....	21 vs. Xavier (3/13/97)
VU Fouls.....	25 vs. Georgetown (3/15/91)
Combined Fouls.....	42 vs. DePaul (3/12/65)
VU Points.....	88 vs. Notre Dame (3/16/74)
Combined Points.....	206 vs. Notre Dame (3/16/74)

## Combined Postseason Records

### Individual Records

Field Goal Attempts.....	22, Clyde Lee vs. Michigan, 3/13/65 (N)
Field Goals Made.....	13, Will Perdue vs. Southern Miss., 3/21/87 (I)
3-Point Field Goal Attempts.....	16, Mario Moore vs. Wichita State, 3/21/05 (I)
3-Point Field Goals Made.....	9, Mario Moore vs. Wichita State, 3/21/05 (I)
Free Throw Attempts.....	14, Scott Draud vs. New Orleans, 3/21/90 (I)
Free Throws Made.....	12, Scott Draud vs. New Orleans, 3/21/90 (I)
Rebounds.....	20, Clyde Lee vs. Michigan, 3/13/65 (N)
Assists.....	11, Barry Booker vs. Florida State, 3/16/87 (I)
Turnovers.....	6, Kevin Anglin vs. Rhode Island, 3/19/92 (I)
.....	6, Steve Grant vs. Saint Louis, 3/20/90 (I)
Blocked Shots.....	4, Festus Ezeli vs. Harvard (3/15/12) (N)
.....	4, Matthew Fisher-Davis, Luke Kornet vs. South Dakota State (3/20/15) (I)
Steals.....	5, Drew Maddux vs. Xavier, 3/13/97 (N)
Points.....	34, Will Perdue vs. Southern Miss., 3/21/87 (I)

(N) NCAA Tournament; (I) National Invitation Tournament

## NIT Records

### Individual Records

Number of Games.....	8, Malik Evans; Eric Reid
Field Goal Attempts.....	21, Mario Moore vs. Wichita State (3/21/05)
Field Goals Made.....	13, Will Perdue vs. Southern Miss. (3/21/87)
3-Point Field Goal Attempts.....	16, Mario Moore vs. Wichita State (3/21/05)
3-Point Field Goals Made.....	9, Mario Moore vs. Wichita State (3/21/05)
Free-Throw Attempts.....	14, Frank Seckar vs. Villanova (3/30/94)
Free-Throws Made.....	12, Scott Draud vs. New Orleans (3/21/90)
Rebounds.....	14, Will Perdue vs. Southern Miss. (3/21/87)
Assists.....	11, Barry Booker vs. Florida State (3/16/87)
Steals.....	4, Russell Lakey vs. Louisiana Tech (3/15/02); Riley LaChance at St. Mary's (3/18/15)
Blocked Shots.....	4, Matthew Fisher-Davis, Luke Kornet vs. South Dakota St. (3/20/15)
Turnovers.....	6, Steve Grant vs. Saint Louis (3/20/90)
.....	6, Kevin Anglin vs. Rhode Island (3/19/92)
Points.....	34, Will Perdue vs. Southern Miss. (3/21/87)

### Team Records

Number of Games.....	28 (18-10)
Field Goal Attempts.....	77 vs. Wake Forest (3/21/83)
Field Goals Made.....	35 vs. Wake Forest (3/14/00)
.....	35 vs. Southern Miss. (3/21/87)
3-Point Field Goal Attempts.....	28 vs. Louisiana Tech (3/15/02)
3-Point Field Goals Made.....	12 vs. Louisiana Tech (3/15/02); vs. Villanova (3/30/94)
.....	12 vs. South Dakota State (3/20/15)
Free-Throw Attempts.....	47 vs. Florida State (3/16/87)
Free-Throws Made.....	37 vs. Florida State (3/16/87)
Rebounds.....	47 vs. Florida State (3/16/87)
Assists.....	22 vs. Clemson (3/23/94); vs. New Orleans (3/21/94)
.....	22 vs. Florida State (3/16/87); vs. South Dakota State (3/20/15)
Steals.....	9 vs. South Carolina (3/18/96)
.....	9 vs. UALR (3/13/96)
Blocked Shots.....	13 vs. South Dakota State, 3/20/15 (N)
Turnovers.....	19 vs. Saint Louis (3/28/90)
VU Fouls.....	29 vs. South Carolina (3/18/96)
Combined Fouls.....	52 vs. Louisiana Tech (3/17/90)
VU Points.....	109 vs. Florida State (3/16/87)
Combined Points.....	201 vs. Florida State (3/16/87)

### Team Records

Field Goal Attempts.....	88 vs. Notre Dame, 3/16/74 (N)
Field Goals Made.....	37 vs. Notre Dame, 3/16/74 (N)
3-Point Field Goal Attempts.....	28 vs. Louisiana Tech, 3/15/02 (I)
3-Point Field Goals Made.....	12 vs. George Washington, 3/15/07 (N)
.....	12 vs. Louisiana Tech, 3/15/02 (I); vs. Villanova, 3/30/94 (I)
.....	12 vs. Temple, 3/26/93 (N); vs. South Dakota State, 3/20/15 (I)
Free-Throw Attempts.....	47 vs. Florida State, 3/16/87 (I)
Free-Throws Made.....	37 vs. Florida State, 3/16/87 (I)
Rebounds.....	49 vs. Michigan, 3/13/65 (N)
Assists.....	24 vs. Utah State, 3/18/88 (N)
Steals.....	12 vs. Washington State, 3/17/07 (N)
.....	9 vs. Western Michigan (3/19/04)
.....	9 vs. South Carolina, 3/18/96 (I)
.....	9 vs. UALR, 3/13/96 (I)
.....	9 vs. Siena, 3/21/08 (N)
Blocked Shots.....	13 vs. South Dakota State, 3/20/15 (I)
Turnovers.....	21 vs. Xavier, 3/13/97 (N)
VU Fouls.....	29 vs. South Carolina, 3/18/96 (I)
Combined Fouls.....	52 vs. Louisiana Tech, 3/17/90 (I)
VU Points.....	109 vs. Florida State, 3/16/87 (I)
Combined Points.....	206 vs. Notre Dame, 3/16/74 (N)





# MEMORIAL GYM MARKS

## Individual Records

**Most Points**  
53..... John Neumann (Ole Miss), vs. Vanderbilt, 12/22/70

**Most FG Attempts**  
49..... John Neumann (Ole Miss), vs. Vanderbilt, 12/22/70

**Most FG Made**  
22..... John Neumann (Ole Miss), vs. Vanderbilt, 12/22/70  
22..... Chuckie Williams (Kansas State), vs. Holy Cross, 12/5/75

**Highest FG Percentage (min. 10 attempts)**  
.909 (10 of 11)..... Jeffery Taylor (Vanderbilt), vs. Tennessee St., 12/19/09

**Longest FG**  
68', 9"..... Roger Breslin (Holy Cross), vs. Vanderbilt, 12/30/91

**Most 3FG Attempts**  
17..... Scott Draud (Vanderbilt), vs. LSU, 2/2/91

**Most 3FG Made**  
9..... Scott Draud (Vanderbilt), vs. LSU, 2/18/90  
9..... Mario Moore (Vanderbilt), vs. Wichita State, 3/21/05  
9..... Shan Foster (Vanderbilt) vs. Mississippi State, 3/5/08

**Highest 3FG Percentage**  
1.000..... Barry Booker 6-of-6 (VU), vs. Lehigh, 11/30/87  
1.000..... Kevin Anglin 6-of-6 (VU), vs. N. Hampshire, 12/29/91  
1.000..... Dawid Przybyszewski 6-of-6 (VU), vs. UTPA, 2/7/05

**Most FT Attempts**  
21..... Ed Wiener (Tennessee), vs. Vanderbilt, 12/30/52  
21..... John Bagley (Boston College), vs. Vanderbilt, 12/30/80

**Most FT Made**  
18..... Matt Freije (Vanderbilt), vs. Indiana, 11/24/03

**Highest FT Percentage (min. 12 attempts)**  
1.000..... Matt Freije (Vanderbilt), 18-of-18 vs. Indiana, 11/24/03  
1.000..... Phil Cox (Vanderbilt), 17-of-17, vs. MTSU, 12/3/84

**Most Rebounds**  
28..... Clyde Lee (Vanderbilt), vs. Ole Miss, 1/10/66

**Most Assists**  
14..... Atiba Prater (Vanderbilt), vs. Wofford, 12/11/99  
14..... Billy McCaffrey (Vanderbilt), vs. Kentucky, 1/13/93

**Most Blocks**  
10..... Luke Kornet (Vanderbilt), vs. Auburn, 1/12/16

## Team Records

**Most Points**  
130..... Vanderbilt vs. Ole Miss, 12/22/70

**Fewest Points**  
31..... Vanderbilt vs. Mississippi State, 1/30/82

**Most Points Combined**  
242..... Vanderbilt (130) Ole Miss (112), 12/22/70

**Fewest Points Combined**  
64..... Mississippi State (33) Vanderbilt (31), 1/30/82

**Largest Margin of Victory**  
57..... Vanderbilt (113) over TCU (56), 12/18/63

**Most FG Made**  
52..... Vanderbilt vs. Ole Miss, 12/22/70

**Most FG Made Combined**  
100..... Vanderbilt vs. Ole Miss, 12/22/70

**Fewest FG Made**  
11..... Nicholls State vs. Vanderbilt, 12/15/96

**Fewest FG Made Combined**  
27..... Vanderbilt vs. Mississippi State, 1/30/82

**Most FG Attempts**  
120..... Vanderbilt vs. Lipscomb, 12/8/55

**Most FG Attempts Combined**  
198..... Vanderbilt vs. Alabama, 2/23/53

## Team Records

**Fewest FG Attempts**  
19..... Mercer vs. Vanderbilt, 12/11/76

**Fewest FG Attempts Combined**  
51..... Vanderbilt vs. Mississippi State, 1/30/82

**Highest FG Percentage**  
.763..... Ole Miss vs. Vanderbilt, 1/5/83

**Lowest FG Percentage**  
.178..... New Mexico A&M vs. Vanderbilt, 12/29/55

**Most 3FG Made**  
19..... Vanderbilt vs. High Point, 12/6/16

**Most 3FG Made Combined**  
31..... Vanderbilt vs. High Point, 12/6/16

**Fewest 3FG Made**  
0..... Georgia vs. Vanderbilt, 1/20/88  
0..... Colgate vs. Vanderbilt, 12/29/88

**Fewest 3FG Made Combined**  
4..... Vanderbilt vs. Notre Dame, 2/6/87  
4..... Vanderbilt vs. Hawaii, 11/27/87  
4..... Vanderbilt vs. Georgia, 1/20/88

**Most 3FG Attempts**  
41..... Belmont vs. Vanderbilt, 11/15/17

**Most 3FG Attempts Combined**  
61..... Vanderbilt vs. Ole Miss, 2/4/17 (OT)

**Fewest 3FG Attempts**  
2..... Georgia vs. Vanderbilt, 1/20/88

**Fewest 3FG Attempts Combined**  
12..... Vanderbilt vs. Notre Dame, 2/6/87

**Highest 3FG Percentage**  
.833..... Indiana vs. Vanderbilt, 12/9/86

**Lowest 3FG Percentage**  
.000..... Georgia vs. Vanderbilt, 1/20/88  
.000..... Colgate vs. Vanderbilt, 12/29/88

**Most FT Made**  
46..... Kentucky vs. Vanderbilt, 1/7/63

**Most FT Made Combined**  
72..... Vanderbilt vs. Kentucky, 1/7/63

**Most FT Attempts**  
59..... Vanderbilt vs. Yale, 1/1/53

**Most FT Attempts Combined**  
96..... Vanderbilt/Florida, 2/26/55

**Highest FT Percentage (\*NCAA record for minimum 35 made)**  
1.000..... Vanderbilt 23-of-23 vs. Florida, 1/30/88  
1.000..... Vanderbilt 21-of-21 vs. Virginia, 12/3/89  
1.000..... Vanderbilt 14-of-14 vs. Georgia, 1/28/78  
1.000..... Kentucky 11-of-11 vs. Vanderbilt, 3/2/74  
1.000..... Vanderbilt 11-of-11 vs. Mississippi State, 3/5/08  
.972\*..... Vanderbilt 35-of-36 vs. Mississippi State, 2/26/86

**Lowest FT Percentage**  
.200..... Auburn 2-of-10 vs. Vanderbilt, 1/7/12

**Most Fouls**  
36..... Yale vs. Vanderbilt, 1/1/53

**Fewest Fouls**  
8..... Vanderbilt vs. Mississippi State, 1/18/56  
8..... Vanderbilt vs. Southern Illinois, 12/7/74  
8..... Vanderbilt vs. Mercer, 12/11/76  
8..... Vanderbilt vs. Tennessee, 2/1/89  
8..... Vanderbilt vs. Mississippi State, 2/1/14

**Most Fouls Combined**  
63..... Vanderbilt vs. Memphis, 12/23/80

**Most Blocks**  
13..... Vanderbilt vs. South Dakota State, 3/20/15



# MEMORIAL GYM MARKS

## Annual Attendance Figures

Year	All Games	Attendance	Average	NCAA Rank	SEC Games	SEC Attendance	Average
2016-17	16	154,169	9,636	-	9	92,645	10,294
2015-16	16	178,167	11,135	36	9	107,318	11,924
2014-15	19	168,377	8,862	51	9	88,830	9,870
2013-14	16	152,539	9,534	45	9	92,455	10,273
2012-13	15	159,557	10,637	36	9	100,986	11,221
2011-12	18	246,561	13,698	18	8	112,368	14,046
2010-11	17	234,632	13,802	18	8	114,346	14,293
2009-10	16	217,965	13,623	21	8	113,539	14,192
2008-09	17	225,686	13,276	25	8	112,833	14,104
2007-08	19	254,945	13,418	22	8	113,713	14,214
2006-07	17	204,511	12,030	31	8	109,043	13,630
2005-06	16	195,159	12,197	24	8	108,258	13,532
2004-05 <sup>^</sup>	19	191,678	10,088	43	8	105,357	13,170
2003-04	17	192,301	11,312	33	8	106,990	13,374
2002-03	16	153,123	9,570	46	8	96,906	12,113
2001-02	17	150,325	8,843	50	8	93,873	11,734
2000-01	19	186,468	9,814	45	8	102,055	12,757
1999-00*	18	197,770	10,987	30	8	106,741	13,343
1998-99	16	192,538	12,034	26	8	106,128	13,266
1997-98	16	213,974	13,373	21	8	117,819	14,727
1996-97	16	207,771	12,986	25	8	120,214	15,027
1995-96	18	226,354	12,575	28	8	112,996	14,125
1994-95	13	183,042	14,080	17	8	118,932	14,867
1993-94	16	223,997	14,000	15	8	121,345	15,168
1992-93	14	212,156	15,154	11	8	122,536	15,317
1991-92	17	210,585	12,387	29	8	115,104	14,388
1990-91	16	214,638	13,415	19	9	133,482	14,831
1989-90	19	259,992	13,684	18	9	136,136	15,126
1988-89	15	224,657	14,977	13	9	137,212	15,246
1987-88	16	223,747	13,984	14	9	138,393	15,377
1986-87	17	226,343	13,314	14	9	130,854	14,539
1985-86	15	200,806	13,387	14	9	128,059	14,229
1984-85	16	194,390	12,149	17	9	122,514	13,613
1983-84	18	249,292	13,850	10	9	135,546	15,050
1982-83	17	237,584	13,976	9	9	135,418	15,046
1981-82	14	202,225	14,445	9	9	131,699	14,633
1980-81	15	227,478	15,165	9	9	136,436	15,160
1979-80	15	228,029	15,202	5	9	138,754	15,417
1978-79	14	215,330	15,380	5	9	139,930	15,547
1977-78	14	207,375	14,813	5	9	134,232	14,915
1976-77	15	211,966	14,131	4	9	149,108	16,568
1975-76	13	180,901	13,915	-	9	135,375	15,042
1974-75	12	178,527	14,877	-	9	134,304	14,923
1973-74	12	182,728	15,227	-	9	140,252	15,584
1972-73	12	173,567	14,464	-	9	131,193	14,577
1971-72	12	156,778	13,065	-	9	120,172	13,352
1970-71	12	170,634	14,220	-	9	130,260	14,473
1969-70	12	176,763	14,730	-	9	135,745	14,861
1968-69	12	126,896	10,575	-	9	95,300	10,589
1967-68	12	129,722	10,810	-	9	96,274	10,697
1966-67	12	105,492	8,791	-	9	79,173	8,797
1965-66	12	106,022	8,835	-	9	62,368	8,910
1964-65	12	98,821	8,235	-	9	65,712	8,214
1963-64	12	84,827	7,069	-	6	35,684	5,947
1962-63	12	75,261	6,272	-	6	46,183	6,598
1961-62	13	73,640	5,665	-	8	47,357	5,920
1960-61	13	74,187	5,707	-	7	45,549	6,507
1959-60	14	76,199	5,443	-	8	46,064	5,758

<sup>^</sup> First year capacity increased from 14,168 to 14,316; \* First year capacity decreased from 15,311 to 14,168

## Annual Team Records

Year	Won	Lost	Coach
2016-17	11	5	Bryce Drew
2015-16	14	2	Kevin Stallings
2014-15	14	5	Kevin Stallings
2013-14	10	6	Kevin Stallings
2012-13	9	6	Kevin Stallings
2011-12	13	5	Kevin Stallings
2010-11	14	3	Kevin Stallings
2009-10	14	2	Kevin Stallings
2008-09	14	3	Kevin Stallings
2007-08	19	0	Kevin Stallings
2006-07	14	3	Kevin Stallings
2005-06	10	6	Kevin Stallings
2004-05	17	2	Kevin Stallings
2003-04	15	2	Kevin Stallings
2002-03	10	6	Kevin Stallings
2001-02	13	4	Kevin Stallings
2000-01	12	7	Kevin Stallings
1999-00	14	3	Kevin Stallings
1998-99	13	3	Jan van Breda Kolff
1997-98	13	3	Jan van Breda Kolff
1996-97	13	3	Jan van Breda Kolff
1995-96	14	4	Jan van Breda Kolff
1994-95	8	5	Jan van Breda Kolff
1993-94	14	2	Jan van Breda Kolff
1992-93	14	0	Eddie Fogler
1991-92	13	4	Eddie Fogler
1990-91	13	3	Eddie Fogler
1989-90	14	5	Eddie Fogler
1988-89	13	2	C.M. Newton
1987-88	14	2	C.M. Newton
1986-87	12	5	C.M. Newton
1985-86	9	6	C.M. Newton
1984-85	9	7	C.M. Newton
1983-84	11	7	C.M. Newton
1982-83	14	3	C.M. Newton
1981-82	9	5	C.M. Newton
1980-81	9	6	Richard Schmidt
1979-80	10	5	Richard Schmidt
1978-79	12	2	Wayne Dobbs
1977-78	8	6	Wayne Dobbs
1976-77	9	7	Wayne Dobbs
1975-76	11	4	Roy Skinner
1974-75	11	3	Roy Skinner
1973-74	13	1	Roy Skinner
1972-73	12	2	Roy Skinner
1971-72	12	2	Roy Skinner
1970-71	8	6	Roy Skinner
1969-70	7	7	Roy Skinner
1968-69	10	4	Roy Skinner
1967-68	12	2	Roy Skinner
1966-67	14	0	Roy Skinner
1965-66	12	2	Roy Skinner
1964-65	14	0	Roy Skinner
1963-64	13	1	Roy Skinner
1962-63	10	2	Roy Skinner
1961-62	11	2	Roy Skinner
1960-61	13	0	Bob Polk
1959-60	12	2	Bob Polk
1958-59	11	3	Roy Skinner
1957-58	13	2	Bob Polk
1956-57	13	1	Bob Polk
1955-56	13	0	Bob Polk
1954-55	13	2	Bob Polk
1953-54	9	6	Bob Polk
1952-53	10	2	Bob Polk
<b>Totals</b>	<b>783</b>	<b>220</b>	<b>65 years (.781)</b>

Coach	Years	Record	Pct.
Bob Polk	8	96-15	86.5
Eddie Fogler	4	54-12	81.8
Roy Skinner	16	181-41	81.5
Kevin Stallings	16	203-54	79.0
Jan van Breda Kolff	6	75-20	78.9
C.M. Newton	8	91-37	71.1
Bryce Drew	1	11-5	68.8
Wayne Dobbs	3	29-15	65.9
Richard Schmidt	2	19-11	63.3

**Commodore Coaching Marks at Memorial Gymnasium**  
(by Percentage)



# ANNUAL TEAM LEADERS

Year	Scoring Average	Total Points	Rebound Average	Total Rebounds	FG% (SEC min)	FG% (VU min)
2016-17	M. Fisher-Davis (13.9)	M. Fisher-Davis (472)	Jeff Roberson (7.0)	Jeff Roberson (246)	Nolan Cressler (.514)	Nolan Cressler (.514)
2015-16	Wade Baldwin IV (14.1)	Wade Baldwin IV (466)	Luke Kornet (7.3)	Damian Jones (227)	Damian Jones (.590)	Damian Jones (.590)
2014-15	Damian Jones (14.5)	Damian Jones (506)	Damian Jones (6.5)	Damian Jones (227)	Damian Jones (.562)	James Siakam (.627)
2013-14	Rod Odom (13.6)	Rod Odom (423)	Damian Jones (5.7)	Damian Jones (176)	Damian Jones (.543)	James Siakam (.589)
2012-13	Kedren Johnson (13.5)	Kedren Johnson (444)	Kevin Bright (5.5)	Kevin Bright (180)	Dai-Jon Parker (.398)	Dai-Jon Parker (.398)
2011-12	John Jenkins (19.9)	John Jenkins (696)	Lance Goulbourne (6.9)	Lance Goulbourne (249)	Jeffrey Taylor (.493)	Festus Ezeli (.539)
2010-11	John Jenkins (19.5)	John Jenkins (624)	Lance Goulbourne (7.3)	Lance Goulbourne (235)	Jeffery Taylor (.449)	Festus Ezeli (.588)
2009-10	Jermaine Beal (14.6)	Jermaine Beal (481)	A.J. Ogilvy (6.2)	A.J. Ogilvy (204)	A.J. Ogilvy (.509)	A.J. Ogilvy (.509)
2008-09	A.J. Ogilvy (15.4)	A.J. Ogilvy (448)	A.J. Ogilvy (7.1)	A.J. Ogilvy (207)	A.J. Ogilvy (.543)	A.J. Ogilvy (.543)
2007-08	Shan Foster (20.3)	Shan Foster (691)	A.J. Ogilvy (6.7)	A.J. Ogilvy (229)	A.J. Ogilvy (.588)	A.J. Ogilvy (.588)
2006-07	Derrick Byars (17.0)	Derrick Byars (577)	Ross Neltner (5.7)	Ross Neltner (193)	Derrick Byars (.457)	Ross Neltner (.529)
2005-06	Shan Foster (15.9)	Shan Foster (477)	Julian Terrell (7.2)	Julian Terrell (217)	Shan Foster (.451)	Julian Terrell (.517)
2004-05	Mario Moore (13.5)	Mario Moore (459)	Julian Terrell (5.1)	Julian Terrell (167)	Corey Smith (.503)	Jason Holwerda (.619)
2003-04	Matt Freije (18.4)	Matt Freije (607)	Matt Freije (5.4)	Matt Freije (178)	Matt Freije (.415)	Scott Hundley (.500)
2002-03	Matt Freije (17.9)	Matt Freije (520)	Brian Thornton (5.7)	Brian Thornton (164)	Matt Freije (.443)	Brian Thornton (.527)
2001-02	Matt Freije (15.1)	Matt Freije (483)	Matt Freije (5.1)	Matt Freije (164)	Matt Freije (.466)	Brian Thornton (.514)
2000-01	Chuck Moore (12.0)	Chuck Moore (348)	Anthony Williams (7.9)	Anthony Williams (238)	Greg LaPointe (.556)	Greg Lapointe (.556)
1999-00	Dan Langhi (22.1)	Dan Langhi (664)	Anthony Williams (6.4)	Anthony Williams (193)	Dan Langhi (.477)	Atiba Prater (.491)
1998-99	Dan Langhi (17.7)	Dan Langhi (512)	Dan Langhi (7.3)	Dan Langhi (211)	Dan Langhi (.418)	Greg Lapointe (.506)
1997-98	Drew Maddux (16.8)	Drew Maddux (553)	Billy Di Spaltro (5.7)	Austin Bates (180)	Austin Bates (.510)	Billy Di Spaltro (.527)
1996-97	Pax Whitehead (15.5)	Pax Whitehead (481)	Billy Di Spaltro (6.3)	Billy Di Spaltro (194)	Austin Bates (.523)	Billy Di Spaltro (.524)
1995-96	Frank Seckar (16.3)	Frank Seckar (523)	Malik Evans (6.5)	Malik Evans (169)	Frank Seckar (.418)	Billy Di Spaltro (.591)
1994-95	Ronnie McMahan (18.3)	Ronnie McMahan (511)	Bryan Milburn (6.3)	Bryan Milburn (169)	Ronnie McMahan (.376)	Chris Woods (.500)
1993-94	Bill McCaffrey (20.6)	Bill McCaffrey (660)	Chris Lawson (6.8)	Chris Lawson (218)	Bill McCaffrey (.456)	Chris Lawson (.519)
1992-93	Bill McCaffrey (20.6)	Bill McCaffrey (699)	Bruce Elder (6.1)	Bruce Elder (206)	Bill McCaffrey (.553)	Bruce Elder (.594)
1991-92	Kevin Anglin (16.9)	Kevin Anglin (506)	Dan Hall (5.9)	Dan Hall (177)	Kevin Anglin (.45.7)	Todd Milholland (53.9)
1990-91	S Draud (15.2)	S Draud (456)	Bruce Elder (5.9)	Bruce Elder (176)	S. Draud (.441)	S. Grant (.623)
1989-90	S Draud (15.6)	S Draud (546)	Eric Reid (5.8)	Eric Reid (184)	S. Draud (.429)	S. Grant (.678)
1988-89	Frank Kornet (16.8)	Frank Kornet (554)	Frank Kornet (7.1)	Frank Kornet (235)	Frank Kornet (.567)	Frank Kornet (.567)
1987-88	Will Perdue (18.3)	Will Perdue (567)	Will Perdue (10.1)	Will Perdue (314)	Will Perdue (.634)	Will Perdue (.634)
1986-87	Will Perdue (17.4)	Will Perdue (592)	Will Perdue (8.7)	Will Perdue (295)	Will Perdue (.59.9)	Will Perdue (.59.9)
1985-86	Brett Burrow (13.2)	Brett Burrow (370)	Brett Burrow (5.8)	Brett Burrow (161)	Brett Burrow (.49.2)	Barry Goheen (.54.2)
1984-85	Phil Cox (16.5)	Phil Cox (445)	Brett Burrow (8.0)	Brett Burrow (224)	Phil Cox (.49.8)	Brett Burrow (.51.7)
1983-84	Jeff Turner (16.8)	Jeff Turner (486)	Jeff Turner (7.3)	Jeff Turner (213)	Jeff Turner (.53.3)	Jeff Turner (.53.3)
1982-83	Phil Cox (14.5)	Phil Cox (477)	Ted Young (6.7)	Ted Young (220)	Jeff Turner (.49.2)	James Williams (.50.2)
1981-82	Willie Jones (15.8)	Willie Jones (442)	Willie Jones (6.4)	Willie Jones (179)	Willie Jones (.58.7)	Willie Jones (.58.7)
1980-81	Al Miller (14.6)	Al Miller (423)	Charles Davis (5.8)	Charles Davis (150)	Charles Davis (.54.2)	Willie Jones (.66.7)
1979-80	Mike Rhodes (18.4)	Mike Rhodes (479)	Ted Young (5.9)	Ted Young (147)	Mike Rhodes (.48.9)	Willie Jones (.57.5)
1978-79	Charles Davis (18.6)	Charles Davis (502)	Charles Davis (8.6)	Charles Davis (234)	Charles Davis (.57.7)	Charles Davis (.57.7)
1977-78	Mike Rhodes (18.8)	Mike Rhodes (507)	Charles Davis (7.1)	Charles Davis (178)	Charles Davis (.50.4)	Charles Davis (.50.4)
1976-77	Charles Davis (15.3)	Charles Davis (399)	Charles Davis (7.0)	Charles Davis (181)	Charles Davis (.44.6)	Greg Fuller (.51.2)
1975-76	Jeff Fosnes (17.9)	Jeff Fosnes (482)	Butch Feher (7.7)	Butch Feher (208)	Joe Ford (.51.5)	Dicky Keffer (.52.6)
1974-75	Jeff Fosnes (22.1)	Jeff Fosnes (575)	Jeff Fosnes (9.0)	Jeff Fosnes (234)	Jeff Fosnes (.55.1)	Jeff Fosnes (.55.1)
1973-74	Compton (14.8)	Compton (415)	Van Breda Kolff (9.7)	Van Breda Kolff (271)	Jeff Fosnes (.48.4)	Fowler (.52.9)
1972-73	Compton (17.7)	Compton (461)	Turner (7.8)	Turner (203)	Compton (.49.2)	Jeff Fosnes (.53.5)
1971-72	Compton (17.3)	Compton (450)	Maddux (10.7)	Maddux (278)	Compton (.54.2)	Compton (.54.2)
1970-71	Thorpe Weber (16.9)	Thorpe Weber (439)	Thorpe Weber (9.7)	Thorpe Weber (251)	Rod Freeman (.47.3)	Ralph Mayes (.55.2)
1969-70	Perry Wallace (17.7)	Perry Wallace (461)	Perry Wallace (13.5)	Perry Wallace (350)	Perry Wallace (.49.3)	Perry Wallace (.49.3)
1968-69	Tom Hagan (23.4)	Tom Hagan (608)	Perry Wallace (10.5)	Perry Wallace (274)	Tom Hagan (.51.3)	Tom Hagan (.51.3)
1967-68	Tom Hagan (19.2)	Tom Hagan (463)	Perry Wallace (10.4)	Perry Wallace (270)	Kenny Campbell (.48.6)	Bob Bundy (.63.1)
1966-67	Tom Hagan (17.0)	Tom Hagan (443)	Bob Warren (8.4)	Bob Warren (219)	Tom Hagan (.51.4)	Ken Gibbs (.52.5)
1965-66	Clyde Lee (22.6)	Clyde Lee (589)	Clyde Lee (15.8)	Clyde Lee (412)	Keith Thomas (.51.3)	Keith Thomas (.51.3)
1964-65	Clyde Lee (22.5)	Clyde Lee (631)	Clyde Lee (15.0)	Clyde Lee (420)	Keith Thomas (.52.3)	Wayne Calvert (.53.8)
1963-64	Clyde Lee (18.8)	Clyde Lee (471)	Clyde Lee (15.6)	Clyde Lee (391)	John Ed Miller (.49.5)	Keith Thomas (.50.8)
1962-63	Roger Schurig (16.8)	Roger Schurig (387)	Bob Grace (13.4)	Bob Grace (308)	Roger Schurig (.43.5)	Roger Schurig (.43.5)
1961-62	John Russell (15.4)	John Russell (369)	Ron Griffiths (10.3)	Ron Griffiths (248)	Bob Scott (.41.9)	Bob Scott (.41.9)
1960-61	Bill Depp (17.2)	Bill Depp (412)	Bill Depp (12.9)	Bill Depp (309)	Bill Depp (.40.5)	Don Ringstaff (.45.9)
1959-60	Bill Johnson (15.5)	Bill Johnson (356)	Ben Rowan (11.3)	Ben Rowan (261)	Bill Depp (.41.9)	Bill Depp (.41.9)
1958-59	Jim Henry (18.8)	Jim Henry (414)	Ben Rowan (10.7)	Ben Rowan (256)	Jim Henry (.47.9)	Jim Henry (.47.9)
1957-58	Jim Henry (20.5)	Jim Henry (493)	Don Hinton (8.9)	Don Hinton (222)	Jim Henry (.46.3)	Hub Hougland (.47.7)
1956-57	Al Rochelle (17.3)	Al Rochelle (381)	Hobby Gibbs (12.5)	Hobby Gibbs (274)	Bobby Thym (.42.5)	Jim Henry (.44.8)
1955-56	Al Rochelle (18.3)	Al Rochelle (421)	Charley Harrison (14.5)	Charley Harrison (315)	Al Rochelle (.38.8)	Al Rochelle (.38.8)
1954-55	Babe Taylor (17.0)	Al Rochelle (355)	Charley Harrison (12.9)	Charley Harrison (284)	Al Rochelle (.38.5)	Al Rochelle (.38.5)
1953-54	Dan Finch (21.9)	Dan Finch (481)	Dan Finch (11.3)	Dan Finch (249)	Bobby Thym (.39.9)	Bobby Thym (.39.9)
1952-53	Dan Finch (20.7)	Dan Finch (372)	Dan Finch (17.2)	Dan Finch (247)	Dan Finch (.35.3)	George Nordhaus (.39.1)
1951-52	Dave Kardokus (11.6)	Dave Kardokus (314)	Dave Kardokus (8.4)	Dave Kardokus (228)	Dave Kardokus (.32.4)	Dan Finch (.35.1)
1950-51	Al Weiss (13.6)	Al Weiss (353)		Al Weiss (36.2)		Al Weiss (.36.2)
1949-50	Billy Joe Adcock (12.6)	Billy Joe Adcock (315)			Billy Joe Adcock (.28.1)	George Kelley (.35.0)
1948-49	Billy Joe Adcock (15.4)	Billy Joe Adcock (339)			Billy Joe Adcock (.32.6)	Haworth Parks (.33.9)
1947-48		Billy Joe Adcock (376)			5 mpg	100 attempts

SEC MINIMUMS - FG% - 5.0 made per game; FT% - 2.5 made per game; 3FG% - 2.0 made per game  
 VANDERBILT MINIMUMS - FG% - 100 FG Attempts/Season; FT% - 50 FT Attempts/Season; 3FG% - 30 3FG Attempts/Season



# ANNUAL TEAM LEADERS

Year	FT% (SEC min)	FT% (VU Min)	3FG% (SEC min)	3FG% (VU min)	Assists	Steals	Blocks
2016-17	Luke Kornet (.857)	Riley LaChance (.872)	M. Fisher-Davis (.372)	Riley LaChance (.486)	Riley LaChance (137)	Jeff Roberson (29)	Luke Kornet (71)
2015-16	Jeff Roberson (.833)	Jeff Roberson (.833)	Matthew Fisher-Davis (.446)	Matthew Fisher-Davis (.446)	Wade Baldwin IV (172)	Wade Baldwin IV (40)	Luke Kornet (84)
2014-15	James Siakam (.757)	Riley Lachance (.873)	Matthew Fisher-Davis (.401)	Jeff Roberson (.455)	Wade Baldwin IV (155)	Wade Baldwin IV (50)	Damian Jones (70)
2013-14	Kyle Fuller (.730)	Kyle Fuller (.730)	Rod Odom (.385)	Rod Odom (.385)	Kyle Fuller (130)	James Siakam (28)	Damian Jones (43)
2012-13	Kedren Johnson (.723)	Kedren Johnson (.723)	Dai-Jon Parker (.407)	Dai-Jon Parker (.407)	Kedren Johnson (119)	Kedren Johnson (34)	Josh Henderson (29)
2011-12	John Jenkins (.837)	Brad Tinsley (.855)	John Jenkins (.439)	John Jenkins (.439)	Brad Tinsley (142)	Lance Goulbourne (54)	Festus Ezeli (36)
2010-11	John Jenkins (.894)	John Jenkins (.894)	John Jenkins (.408)	Steve Tchiengang (.415)	Brad Tinsley (105)	Jeffrey Taylor (35)	Festus Ezeli (52)
2009-10	Jermaine Beal (.802)	Jermaine Beal (.802)	John Jenkins (.483)	John Jenkins (.483)	Jermaine Beal (103)	Jeffrey Taylor (36)	A.J. Ogilvy (87)
2008-09	Jermaine Beal (.823)	Brad Tinsley (.824)	Brad Tinsley (.411)	Brad Tinsley (.411)	Jermaine Beal (99)	Jermaine Beal (35)	A.J. Ogilvy (48)
2007-08	A.J. Ogilvy (.769)	Ross Neltner (.792)	Shan Foster (.469)	Shan Foster (.469)	Jermaine Beal (158)	Shan Foster (36)	A.J. Ogilvy (49)
2006-07	Derrick Byars (.711)	Dan Cage (.875)	Dan Cage (.442)	Dan Cage (.442)	Derrick Byars (116)	Derrick Byars (48)	Ted Skuchas (28)
2005-06	Shan Foster (.759)	Shan Foster (.759)	Derrick Byars (.441)	Dan Cage (.461)	Derrick Byars (96)	DeMarre Carroll (37)	Julian Terrell (36)
2004-05	Mario Moore (.809)	Mario Moore (.809)	Shan Foster (.445)	Shan Foster (.445)	Mario Moore (126)	Jason Holwerda (47)	Julian Terrell (36)
2003-04	Matt Freije (.788)	Scott Hundley (.793)	Mario Moore (.363)	Dawid Przybyszewski (.455)	Russell Lakey (128)	Russell Lakey (46)	Dawid Przybyszewski (29)
2002-03	Matt Freije (.798)	Matt Freije (.798)	Matt Freije (.351)	Corey Smith (.383)	Russell Lakey (99)	Russell Lakey (52)	Brian Thornton (24)
2001-02	Matt Freije (.768)	Chuck Moore (.813)	Brendan Plavich (.441)	Brendan Plavich (.441)	Brendan Plavich (102)	Brendan Plavich (47)	Brian Thornton (20)
2000-01	Anthony Williams (73.2)	Chuck Moore (.797)	Chuck Moore (.350)	Matt Freije (.390)	Russell Lakey (94)	Russell Lakey (54)	Matt Freije (28)
1999-00	Dan Langhi (.871)	Dan Langhi (.871)	Dan Langhi (.403)	Rick Jones (.482)	Atiba Prater (180)	Atiba Prater (56)	Darius Coulibaly (29)
1998-99	Dan Langhi (.844)	Dan Langhi (.844)	Dan Langhi (.385)	Michael Leblanc (.412)	Atiba Prater (82)	James Strong (77)	Greg LaPointe (16)
1997-98	Billy Di Spaltro (.813)	Billy Di Spaltro (.813)	Drew Maddux (.354)	Vince Ford (.453)	Atiba Prater (152)	Drew Maddux (68)	Austin Bates (30)
1996-97	Billy Di Spaltro (.769)	Billy Di Spaltro (.769)	Pax Whitehead (.360)	Pax Whitehead (.360)	Drew Maddux (116)	Drew Maddux (68)	Austin Bates (18)
1995-96	Drew Maddux (.764)	Drew Maddux (.764)	Frank Seckar (.379)	Frank Seckar (.379)	Frank Seckar (176)	Frank Seckar (63)	Malik Evans (28)
1994-95	Ronnie McMahan (.736)	Drew Maddux (.864)	Frank Seckar (.426)	Frank Seckar (.426)	Frank Seckar (114)	Frank Seckar (73)	Chris Woods (50)
1993-94	Billy McCaffrey (.889)	Billy McCaffrey (.889)	Frank Seckar (.449)	Frank Seckar (.449)	Billy McCaffrey (133)	Ronnie McMahan (51)	Dan Hall (27)
1992-93	Billy McCaffrey (.870)	Billy McCaffrey (.870)	Billy McCaffrey (.512)	Billy McCaffrey (.512)	Billy McCaffrey (124)	Kevin Anglin (67)	Bruce Elder (19)
1991-92	Kevin Anglin (.749)	Todd Milholland (81.3)	Kevin Anglin (40.2)	Aaron Beth (47.3)	Kevin Anglin (114)	Kevin Anglin (49)	Bruce Elder (26)
1990-91	Scott Draud (.875)	Scott Draud (.875)	S. Draud (.449)	S. Draud (.449)	Kevin Anglin (124)	Bruce Elder (46)	S Grant (20)
1989-90	Scott Draud (.870)	Scott Draud (.870)	Scott Draud (.433)	Derrick Wilcox (.467)	Derrick Wilcox (158)	Derrick Wilcox (37)	S Grant (14)
1988-89	Eric Reid (.774)	Eric Reid (.774)	Barry Booker (.449)	Barry Booker (.449)	Derrick Wilcox (173)	Barry Booker (50)	Eric Reid (12)
1987-88	Barry Goheen (.768)	Barry Goheen (.768)	Barry Booker (.433)	Derrick Wilcox (.462)	Barry Goheen (89)	Barry Goheen (34)	Will Perdue (74)
1986-87	Barry Goheen (83.8)	Barry Goheen (83.8)	Barry Booker (50.0)	Barry Booker (50.0)	Barry Booker (91)	Barry Booker (36)	Will Perdue (72)
1985-86	Barry Goheen (84.6)	Barry Goheen (84.6)			Darrell Dulaney (89)	Darrell Dulaney (44)	Will Perdue (13)
1984-85	Phil Cox (87.4)	Phil Cox (87.4)			Darrell Dulaney (102)	Phil Cox (41)	Brett Burrow (10)
1983-84	Jeff Turner (84.3)	Jeff Turner (84.3)			Al McKinney (93)	Al McKinney (93)	Bobby Westbrooks (14)
1982-83	Phil Cox (89.7)	Phil Cox (89.7)			Al McKinney (111)	Al McKinney (48)	James Williams (22)
1981-82	Phil Cox (86.9)	Phil Cox (86.9)			Al McKinney (87)	Al McKinney (31)	Willie Jones (25)
1980-81	Mike Rhodes (82.1)	Mike Rhodes (82.1)			Jimmy Gray (81)	Al McKinney (28)	Willie Jones (11)
1979-80	Mike Rhodes (80.9)	Mike Rhodes (80.9)			Tommy Springer (86)	Tommy Springer (42)	Willie Jones (11)
1978-79	Mike Rhodes (82.7)	Mike Rhodes (82.7)			Tommy Springer (117)		
1977-78	Mike Rhodes (81.1)	Tommy Springer (83.6)			Mark Elliott (86)		
1976-77	Dicky Keffer (81.5)	Dicky Keffer (81.5)			Mark Elliott (89)		
1975-76	Joe Ford (81.7)	Joe Ford (81.7)			Dicky Keffer (109)		
1974-75	Joe Ford (83.9)	Joe Ford (83.9)			Dicky Keffer (99)		
1973-74	Terry Compton (87.3)	Terry Compton (87.3)			Van Breda Kolff (141)		
1972-73	Terry Compton (76.0)	Lee Fowler (76.1)			Van Breda Kolff (147)		
1971-72	Tom Arnholt (89.0)	Tom Arnholt (89.0)			Van Breda Kolff (142)		
1970-71	Van Oliver (81.6)	Rudy Thacker (91.8)			Rudy Thacker (78)		
1969-70	Tom Arnholt (79.5)	Ralph Mayes (81.4)			Tom Arnholt (78)		
1968-69	Tom Hagan (87.2)	Rudy Thacker (88.9)			Tom Hagan (80)		
1967-68	Tom Hagan (84.4)	Tom Hagan (84.4)					
1966-67	Tom Hagan (78.0)	Jerry Southwood (79.2)					
1965-66	Keith Thomas (79.6)	Keith Thomas (79.6)			Jerry Southwood (94)		
1964-65	John Ed Miller (78.5)	Keith Thomas (86.2)					
1963-64	John Ed Miller (80.4)	John Ed Miller (80.4)					
1962-63	Roger Schurig (79.9)	Roger Schurig (79.9)					
1961-62	John Russell (70.3)	Bobby Bland (81.3)					
1960-61	Don Ringstaff (75.6)	Don Ringstaff (75.6)					
1959-60	Bill Johnson (79.2)	Bill Johnson (79.2)					
1958-59	Jim Henry (78.7)	Jim Henry (78.7)					
1957-58	Jack Pirrie (73.0)	Jimmy French (83.6)					
1956-57	Al Rochelle (78.1)	Al Rochelle (78.1)					
1955-56	Al Rochelle (74.5)	Al Rochelle (75.0)					
1954-55	Al Rochelle (74.5)	Al Rochelle (74.5)					
1953-54	Babe Taylor (83.8)	Babe Taylor (83.8)					
1952-53	George Nordhaus (68.3)	George Nordhaus (68.3)					
1951-52	Al Weiss (65.3)	Bob Dudley Smith (71.1)			Jack Heldman (52)		
1950-51	Bob Dudley Smith (71.9)	Bob Dudley Smith (71.9)					
1949-50	George Kelley (65.7)	Bob Dudley Smith (79.2)					
1948-49	George Kelley (65.7)	George Kelley (65.7)					
1947-48	Billy Joe Adcock (68.2)	Bobby McGuire (75.7)					

SEC MINIMUMS - FG% - 5.0 made per game; FT% - 2.5 made per game; 3FG% - 2.0 made per game  
 VANDERBILT MINIMUMS - FG% - 100 FG Attempts/Season; FT% - 50 FT Attempts/Season; 3FG% - 30 3FG Attempts/Season



# ANNUAL TEAM STATISTICS

	G	FG-FGA	PCT	3FG-3FGA	PCT	FT-FTA	PCT	REB	AVG	A	TO	ST	BLK	PTS	PPG
<b>2016-17</b>	<b>35</b>	<b>815-1896</b>	<b>.430</b>	<b>346-921</b>	<b>.376</b>	<b>513-660</b>	<b>.777</b>	<b>1208</b>	<b>34.5</b>	<b>450</b>	<b>430</b>	<b>147</b>	<b>134</b>	<b>2489</b>	<b>71.1</b>
Opponents	35	862-2029	.425	226-670	.337	435-622	.699	1208	34.5	399	379	193	104	2385	68.1
<b>2015-16</b>	<b>33</b>	<b>857-1879</b>	<b>.456</b>	<b>273-714</b>	<b>.382</b>	<b>519-747</b>	<b>.695</b>	<b>1272</b>	<b>38.5</b>	<b>487</b>	<b>386</b>	<b>139</b>	<b>182</b>	<b>2506</b>	<b>75.9</b>
Opponents	33	784-2033	.386	183-622	.294	474-700	.677	1235	37.4	343	326	185	101	2225	67.4
<b>2014-15</b>	<b>35</b>	<b>838-1775</b>	<b>.472</b>	<b>255-651</b>	<b>.392</b>	<b>541-764</b>	<b>.708</b>	<b>1184</b>	<b>33.8</b>	<b>541</b>	<b>452</b>	<b>168</b>	<b>186</b>	<b>2472</b>	<b>70.6</b>
Opponents	35	789-1942	.406	216-637	.339	458-662	.692	1120	32.0	388	407	233	102	2252	64.3
<b>2013-14</b>	<b>31</b>	<b>689-1598</b>	<b>.431</b>	<b>191-599</b>	<b>.319</b>	<b>433-658</b>	<b>.658</b>	<b>1069</b>	<b>34.5</b>	<b>404</b>	<b>414</b>	<b>145</b>	<b>138</b>	<b>2002</b>	<b>64.6</b>
Opponents	31	722-1777	.406	181-595	.304	407-628	.648	1119	36.1	347	331	217	113	2032	65.5
<b>2012-13</b>	<b>33</b>	<b>681-1671</b>	<b>.408</b>	<b>257-734</b>	<b>.350</b>	<b>372-586</b>	<b>.635</b>	<b>1090</b>	<b>33.0</b>	<b>385</b>	<b>398</b>	<b>160</b>	<b>120</b>	<b>1991</b>	<b>60.3</b>
Opponents	33	701-1721	.407	183-588	.311	399-577	.692	1121	34.0	346	378	184	111	1984	60.1
<b>2011-12</b>	<b>36</b>	<b>885-1921</b>	<b>.461</b>	<b>307-792</b>	<b>.388</b>	<b>538-770</b>	<b>.699</b>	<b>1244</b>	<b>34.6</b>	<b>458</b>	<b>476</b>	<b>214</b>	<b>144</b>	<b>2615</b>	<b>72.6</b>
Opponents	36	861-2055	.419	206-667	.309	411-588	.699	1189	33.0	405	452	251	128	2339	65.0
<b>2010-11</b>	<b>34</b>	<b>848-1853</b>	<b>.458</b>	<b>263-708</b>	<b>.371</b>	<b>622-837</b>	<b>.743</b>	<b>1255</b>	<b>36.9</b>	<b>454</b>	<b>441</b>	<b>175</b>	<b>162</b>	<b>2581</b>	<b>75.9</b>
Opponents	34	848-2063	.411	203-649	.313	402-577	.697	1172	34.5	392	406	232	116	2301	67.7
<b>2009-10</b>	<b>33</b>	<b>859-1829</b>	<b>.470</b>	<b>203-552</b>	<b>.368</b>	<b>616-854</b>	<b>.721</b>	<b>1197</b>	<b>36.3</b>	<b>436</b>	<b>448</b>	<b>188</b>	<b>171</b>	<b>2537</b>	<b>76.9</b>
Opponents	33	819-1992	.411	209-621	.337	427-678	.630	1182	35.8	395	445	221	128	2274	68.9
<b>2008-09</b>	<b>31</b>	<b>740-1642</b>	<b>.451</b>	<b>190-561</b>	<b>.339</b>	<b>515-719</b>	<b>.716</b>	<b>1144</b>	<b>36.9</b>	<b>389</b>	<b>466</b>	<b>137</b>	<b>174</b>	<b>2185</b>	<b>70.5</b>
Opponents	31	713-1789	.399	213-597	.357	394-566	.696	997	32.2	359	390	114	222	2033	65.6
<b>2007-08</b>	<b>34</b>	<b>928-1995</b>	<b>.465</b>	<b>303-760</b>	<b>.399</b>	<b>562-765</b>	<b>.735</b>	<b>1197</b>	<b>35.2</b>	<b>606</b>	<b>494</b>	<b>207</b>	<b>118</b>	<b>2721</b>	<b>80.0</b>
Opponents	34	914-2085	.438	245-700	.350	464-668	.695	1223	36.0	449	512	235	118	2537	74.6
<b>2006-07</b>	<b>34</b>	<b>904-1984</b>	<b>.456</b>	<b>317-843</b>	<b>.376</b>	<b>469-643</b>	<b>.729</b>	<b>1146</b>	<b>33.7</b>	<b>578</b>	<b>422</b>	<b>257</b>	<b>93</b>	<b>2594</b>	<b>76.3</b>
Opponents	34	853-1950	.437	242-712	.340	439-622	.706	1221	35.9	454	539	219	110	2387	70.2
<b>2005-06</b>	<b>30</b>	<b>756-1642</b>	<b>.460</b>	<b>242-625</b>	<b>.387</b>	<b>350-502</b>	<b>.697</b>	<b>944</b>	<b>31.5</b>	<b>464</b>	<b>386</b>	<b>182</b>	<b>87</b>	<b>2104</b>	<b>70.1</b>
Opponents	30	718-1621	.443	200-566	.353	375-525	.714	981	32.7	369	413	182	87	2011	67.0
<b>2004-05</b>	<b>34</b>	<b>861-1856</b>	<b>.464</b>	<b>322-837</b>	<b>.385</b>	<b>376-555</b>	<b>.677</b>	<b>1126</b>	<b>33.1</b>	<b>541</b>	<b>489</b>	<b>231</b>	<b>103</b>	<b>2420</b>	<b>71.2</b>
Opponents	34	760-1812	.419	205-598	.343	483-751	.643	1130	33.2	357	489	216	107	2208	64.9
<b>2003-04</b>	<b>33</b>	<b>841-1873</b>	<b>.449</b>	<b>263-716</b>	<b>.367</b>	<b>469-660</b>	<b>.711</b>	<b>1150</b>	<b>34.8</b>	<b>541</b>	<b>419</b>	<b>248</b>	<b>112</b>	<b>2414</b>	<b>73.2</b>
Opponents	33	745-1814	.411	236-682	.346	420-587	.716	1133	34.3	403	500	205	108	2146	65.0
<b>2002-03</b>	<b>29</b>	<b>717-1640</b>	<b>.437</b>	<b>181-551</b>	<b>.328</b>	<b>383-551</b>	<b>.695</b>	<b>962</b>	<b>33.2</b>	<b>413</b>	<b>465</b>	<b>226</b>	<b>114</b>	<b>1998</b>	<b>68.9</b>
Opponents	29	756-1684	.449	176-487	.361	403-574	.702	1040	35.9	382	460	257	115	2091	72.1
<b>2001-02</b>	<b>32</b>	<b>791-1779</b>	<b>.445</b>	<b>282-763</b>	<b>.370</b>	<b>426-582</b>	<b>.732</b>	<b>1021</b>	<b>31.9</b>	<b>490</b>	<b>511</b>	<b>211</b>	<b>60</b>	<b>2290</b>	<b>71.6</b>
Opponents	32	809-1793	.451	204-624	.327	496-710	.699	1112	34.8	427	503	270	120	2318	72.4
<b>2000-01</b>	<b>30</b>	<b>748-1779</b>	<b>.420</b>	<b>214-661</b>	<b>.324</b>	<b>408-578</b>	<b>.706</b>	<b>1068</b>	<b>35.6</b>	<b>438</b>	<b>431</b>	<b>211</b>	<b>76</b>	<b>2118</b>	<b>70.6</b>
Opponents	30	765-1697	.451	214-619	.346	378-577	.655	1056	35.2	420	455	138	226	2122	70.7
<b>1999-00</b>	<b>30</b>	<b>782-1710</b>	<b>.457</b>	<b>222-607</b>	<b>.366</b>	<b>457-624</b>	<b>.732</b>	<b>1014</b>	<b>33.8</b>	<b>457</b>	<b>442</b>	<b>214</b>	<b>63</b>	<b>2243</b>	<b>74.8</b>
Opponents	30	773-1750	.442	198-620	.319	346-540	.641	1045	34.8	394	478	214	115	2090	69.7
<b>1998-99</b>	<b>29</b>	<b>717-1724</b>	<b>.416</b>	<b>242-674</b>	<b>.359</b>	<b>415-595</b>	<b>.699</b>	<b>1052</b>	<b>36.3</b>	<b>401</b>	<b>473</b>	<b>258</b>	<b>61</b>	<b>2091</b>	<b>72.1</b>
Opponents	29	748-1673	.447	209-611	.342	370-548	.675	1019	35.1	429	473	233	109	2075	71.6
<b>1997-98</b>	<b>33</b>	<b>888-1900</b>	<b>.467</b>	<b>199-572</b>	<b>.348</b>	<b>495-701</b>	<b>.706</b>	<b>1106</b>	<b>33.5</b>	<b>469</b>	<b>522</b>	<b>327</b>	<b>80</b>	<b>2470</b>	<b>74.8</b>
Opponents	33	848-1924	.441	218-649	.336	402-593	.678	1136	34.4	423	590	235	118	2316	70.2
<b>1996-97</b>	<b>31</b>	<b>708-1593</b>	<b>.444</b>	<b>177-514</b>	<b>.344</b>	<b>563-797</b>	<b>.706</b>	<b>987</b>	<b>31.8</b>	<b>458</b>	<b>485</b>	<b>301</b>	<b>60</b>	<b>2156</b>	<b>69.5</b>
Opponents	31	762-1763	.432	174-556	.313	332-497	.668	1062	34.3	410	545	226	90	2030	65.5
<b>1995-96</b>	<b>32</b>	<b>862-1909</b>	<b>.452</b>	<b>194-552</b>	<b>.351</b>	<b>503-719</b>	<b>.700</b>	<b>1093</b>	<b>34.2</b>	<b>452</b>	<b>413</b>	<b>228</b>	<b>76</b>	<b>2421</b>	<b>75.7</b>
Opponents	32	871-1869	.466	194-545	.356	435-636	.684	1123	35.1	397	458	207	135	2371	74.1
<b>1994-95</b>	<b>28</b>	<b>695-1719</b>	<b>.404</b>	<b>226-644</b>	<b>.351</b>	<b>428-602</b>	<b>.711</b>	<b>1062</b>	<b>37.9</b>	<b>435</b>	<b>400</b>	<b>240</b>	<b>131</b>	<b>2044</b>	<b>73.0</b>
Opponents	28	723-1685	.429	156-446	.350	370-565	.655	1111	39.7	344	466	180	106	1972	70.4
<b>1993-94</b>	<b>32</b>	<b>866-1873</b>	<b>.462</b>	<b>232-595</b>	<b>.390</b>	<b>557-742</b>	<b>.751</b>	<b>1141</b>	<b>35.7</b>	<b>550</b>	<b>456</b>	<b>239</b>	<b>111</b>	<b>2521</b>	<b>78.8</b>
Opponents	32	885-2005	.441	178-556	.320	405-600	.675	1172	36.6	424	470	215	80	2353	73.5
<b>1992-93</b>	<b>34</b>	<b>986-1971</b>	<b>.500</b>	<b>262-636</b>	<b>.412</b>	<b>588-807</b>	<b>.729</b>	<b>1208</b>	<b>35.5</b>	<b>577</b>	<b>485</b>	<b>277</b>	<b>99</b>	<b>2822</b>	<b>83.0</b>
Opponents	34	916-2080	.440	191-579	.330	352-562	.626	1176	34.6	410	565	283	89	2375	69.9
<b>1991-92</b>	<b>30</b>	<b>763-1613</b>	<b>.473</b>	<b>195-494</b>	<b>.395</b>	<b>522-734</b>	<b>.711</b>	<b>994</b>	<b>33.1</b>	<b>444</b>	<b>506</b>	<b>201</b>	<b>86</b>	<b>2243</b>	<b>74.8</b>
Opponents	30	866-1888	.459	202-559	.361	327-472	.693	1078	35.9	418	440	291	96	2261	75.4
<b>1990-91</b>	<b>30</b>	<b>742-1549</b>	<b>.479</b>	<b>231-565</b>	<b>.409</b>	<b>485-641</b>	<b>.757</b>	<b>942</b>	<b>31.4</b>	<b>445</b>	<b>463</b>	<b>218</b>	<b>62</b>	<b>2200</b>	<b>73.3</b>
Opponents	30	831-1749	.475	160-445	.360	294-452	.650	955	31.8	430	447	106	106	2116	70.5
<b>1989-90</b>	<b>35</b>	<b>889-1899</b>	<b>.468</b>	<b>219-548</b>	<b>.400</b>	<b>742-956</b>	<b>.776</b>	<b>1226</b>	<b>35.0</b>	<b>544</b>	<b>578</b>	<b>208</b>	<b>51</b>	<b>2739</b>	<b>78.3</b>
Opponents	35	1034-2184	.473	214-537	.399	441-623	.708	1175	33.6	536	505	297	100	2723	77.8
<b>1988-89</b>	<b>33</b>	<b>923-1937</b>	<b>.477</b>	<b>203-490</b>	<b>.414</b>	<b>499-721</b>	<b>.692</b>	<b>1169</b>	<b>35.4</b>	<b>562</b>	<b>416</b>	<b>205</b>	<b>59</b>	<b>2548</b>	<b>77.2</b>
Opponents	33	944-2026	.466	177-451	.393	321-457	.702	1138	34.5	515	428	211	101	2386	72.3
<b>1987-88</b>	<b>31</b>	<b>907-1826</b>	<b>.497</b>	<b>200-464</b>	<b>.431</b>	<b>427-588</b>	<b>.726</b>	<b>1110</b>	<b>35.8</b>	<b>487</b>	<b>423</b>	<b>166</b>	<b>100</b>	<b>2441</b>	<b>78.7</b>
Opponents	31	854-1879	.455	119-319	.373	430-613	.702	1063	34.3	456	388	212	68	2257	72.8
<b>1986-87</b>	<b>34</b>	<b>904-1856</b>	<b>.487</b>	<b>187-436</b>											



# ANNUAL TEAM STATISTICS

	G	FG-FGA	PCT	3FG-3FGA	PCT	FT-FTA	PCT	REB	AVG	A	TO	ST	BLK	PTS	PPG
<b>1981-82</b>	<b>28</b>	<b>690-1419</b>	<b>.486</b>	—	—	<b>497-684</b>	<b>.727</b>	<b>856</b>	<b>30.6</b>	<b>316</b>	—	<b>125</b>	<b>57</b>	<b>1877</b>	<b>67.0</b>
Opponents	28	696-1466	.475	—	—	410-582	.704	846	30.2	302	—	—	—	1802	64.4
<b>1980-81</b>	<b>29</b>	<b>818-1604</b>	<b>.510</b>	—	—	<b>508-699</b>	<b>.727</b>	<b>938</b>	<b>32.3</b>	<b>415</b>	—	<b>139</b>	<b>36</b>	<b>2144</b>	<b>73.9</b>
Opponents	29	791-1616	.489	—	—	509-764	.666	967	33.3	343	—	—	—	2091	72.1
<b>1979-80</b>	<b>26</b>	<b>797-1619</b>	<b>.492</b>	—	—	<b>469-635</b>	<b>.739</b>	<b>904</b>	<b>34.8</b>	<b>370</b>	—	<b>138</b>	<b>32</b>	<b>2063</b>	<b>79.3</b>
Opponents	26	785-1596	.492	—	—	447-674	.663	921	35.4	320	—	—	—	2017	77.6
<b>1978-79</b>	<b>27</b>	<b>787-1618</b>	<b>.496</b>	—	—	<b>388-523</b>	<b>.742</b>	<b>954</b>	<b>35.3</b>	<b>284</b>	—	—	—	<b>1962</b>	<b>72.7</b>
Opponents	27	771-1598	.482	—	—	309-465	.664	885	32.8	186	—	—	—	1849	68.5
<b>1977-78</b>	<b>27</b>	<b>708-1553</b>	<b>.456</b>	—	—	<b>367-508</b>	<b>.722</b>	<b>861</b>	<b>31.9</b>	<b>277</b>	—	—	—	<b>1783</b>	<b>66.0</b>
Opponents	27	787-1634	.482	—	—	267-401	.666	965	35.7	286	—	—	—	1841	68.2
<b>1976-77</b>	<b>26</b>	<b>736-1654</b>	<b>.445</b>	—	—	<b>362-501</b>	<b>.721</b>	<b>942</b>	<b>36.2</b>	<b>259</b>	—	—	—	<b>1834</b>	<b>70.5</b>
Opponents	26	794-1594	.498	—	—	384-523	.736	1036	39.8	285	—	—	—	1972	75.8
<b>1975-76</b>	<b>27</b>	<b>790-1619</b>	<b>.488</b>	—	—	<b>480-628</b>	<b>.764</b>	<b>927</b>	<b>34.3</b>	<b>401</b>	—	—	—	<b>2060</b>	<b>76.3</b>
Opponents	27	882-1845	.478	—	—	297-429	.692	1090	40.4	371	—	—	—	2061	76.3
<b>1974-75</b>	<b>26</b>	<b>826-1645</b>	<b>.502</b>	—	—	<b>530-692</b>	<b>.766</b>	<b>997</b>	<b>38.4</b>	<b>423</b>	—	—	—	<b>2182</b>	<b>83.9</b>
Opponents	26	921-2015	.457	—	—	297-423	.702	1123	43.2	396	—	—	—	2139	82.3
<b>1973-74</b>	<b>28</b>	<b>848-1812</b>	<b>.468</b>	—	—	<b>477-595</b>	<b>.802</b>	<b>1127</b>	<b>40.3</b>	<b>445</b>	—	—	—	<b>2173</b>	<b>77.6</b>
Opponents	28	849-1884	.451	—	—	271-378	.717	1067	38.1	371	—	—	—	1967	70.3
<b>1972-73</b>	<b>26</b>	<b>788-1783</b>	<b>.442</b>	—	—	<b>429-582</b>	<b>.737</b>	<b>1211</b>	<b>46.6</b>	<b>408</b>	—	—	—	<b>2005</b>	<b>77.1</b>
Opponents	26	762-1743	.437	—	—	307-471	.652	1070	41.2	305	—	—	—	1831	70.4
<b>1971-72</b>	<b>26</b>	<b>832-1780</b>	<b>.467</b>	—	—	<b>594-788</b>	<b>.754</b>	<b>1152</b>	<b>44.3</b>	<b>431</b>	—	—	—	<b>2258</b>	<b>86.8</b>
Opponents	26	873-1784	.489	—	—	454-664	.684	1104	42.5	337	—	—	—	2200	84.6
<b>1970-71</b>	<b>26</b>	<b>830-1762</b>	<b>.471</b>	—	—	<b>526-689</b>	<b>.763</b>	<b>1135</b>	<b>43.7</b>	<b>354</b>	—	—	—	<b>2186</b>	<b>84.1</b>
Opponents	26	837-1791	.467	—	—	457-664	.688	877	33.7	314	—	—	—	2131	82.0
<b>1969-70</b>	<b>26</b>	<b>847-1914</b>	<b>.443</b>	—	—	<b>537-729</b>	<b>.737</b>	<b>1351</b>	<b>51.9</b>	<b>408</b>	—	—	—	<b>2231</b>	<b>85.8</b>
Opponents	26	832-1950	.427	—	—	492-705	.698	1334	44.2	351	—	—	—	2156	82.9
<b>1968-69</b>	<b>26</b>	<b>857-1825</b>	<b>.470</b>	—	—	<b>422-571</b>	<b>.739</b>	<b>1064</b>	<b>40.9</b>	<b>278</b>	—	—	—	<b>2136</b>	<b>82.2</b>
Opponents	26	807-1807	.447	—	—	499-677	.737	1139	43.8	244	—	—	—	2113	81.3
<b>1967-68</b>	<b>26</b>	<b>806-1722</b>	<b>.467</b>	—	—	<b>527-684</b>	<b>.770</b>	<b>1183</b>	<b>45.5</b>	—	—	—	—	<b>2139</b>	<b>82.2</b>
Opponents	26	754-1757	.429	—	—	427-612	.692	1097	42.2	—	—	—	—	1935	74.4
<b>1966-67</b>	<b>26</b>	<b>834-1654</b>	<b>.504</b>	—	—	<b>464-637</b>	<b>.728</b>	<b>914</b>	<b>35.2</b>	—	—	—	—	<b>2132</b>	<b>82.0</b>
Opponents	26	776-1656	.469	—	—	365-523	.698	1038	37.1	—	—	—	—	1913	73.2
<b>1965-66</b>	<b>26</b>	<b>858-1845</b>	<b>.460</b>	—	—	<b>502-677</b>	<b>.741</b>	<b>1184</b>	<b>43.5</b>	—	—	—	—	<b>2218</b>	<b>85.3</b>
Opponents	26	794-1754	.452	—	—	452-552	.762	1109	41.0	—	—	—	—	2009	77.2
<b>1964-65</b>	<b>28</b>	<b>916-2013</b>	<b>.455</b>	—	—	<b>527-752</b>	<b>.700</b>	<b>1355</b>	<b>48.3</b>	—	—	—	—	<b>2359</b>	<b>84.2</b>
Opponents	28	775-1912	.405	—	—	437-626	.698	1187	42.3	—	—	—	—	1987	70.9
<b>1963-64</b>	<b>25</b>	<b>844-1965</b>	<b>.428</b>	—	—	<b>466-665</b>	<b>.701</b>	<b>1466</b>	<b>58.6</b>	—	—	—	—	<b>2154</b>	<b>86.2</b>
Opponents	25	694-1765	.393	—	—	458-654	.700	1121	44.8	—	—	—	—	1846	73.8
<b>1962-63</b>	<b>23</b>	<b>634-1672</b>	<b>.379</b>	—	—	<b>389-568</b>	<b>.685</b>	<b>1191</b>	<b>51.7</b>	—	—	—	—	<b>1657</b>	<b>72.0</b>
Opponents	23	592-1498	.398	—	—	420-611	.687	1123	48.8	—	—	—	—	1604	69.7
<b>1961-62</b>	<b>24</b>	<b>690-1783</b>	<b>.387</b>	—	—	<b>430-646</b>	<b>.666</b>	<b>1262</b>	<b>52.6</b>	—	—	—	—	<b>1810</b>	<b>75.4</b>
Opponents	24	619-1614	.385	—	—	506-721	.702	1257	52.4	—	—	—	—	1744	72.7
<b>1960-61</b>	<b>24</b>	<b>621-1610</b>	<b>.386</b>	—	—	<b>470-698</b>	<b>.673</b>	<b>1261</b>	<b>52.5</b>	—	—	—	—	<b>1712</b>	<b>71.3</b>
Opponents	24	554-1479	.375	—	—	414-592	.699	1059	44.1	—	—	—	—	1522	63.4
<b>1959-60</b>	<b>23</b>	<b>617-1623</b>	<b>.386</b>	—	—	<b>397-614</b>	<b>.646</b>	<b>1155</b>	<b>50.2</b>	—	—	—	—	<b>1631</b>	<b>70.9</b>
Opponents	23	580-1446	.408	—	—	397-557	.713	1071	46.6	—	—	—	—	1557	67.7
<b>1958-59</b>	<b>24</b>	<b>623-1634</b>	<b>.381</b>	—	—	<b>466-708</b>	<b>.658</b>	<b>1200</b>	<b>50.0</b>	—	—	—	—	<b>1712</b>	<b>71.3</b>
Opponents	24	609-1633	.373	—	—	378-567	.667	1126	46.7	—	—	—	—	1596	66.5
<b>1957-58</b>	<b>25</b>	<b>712-1780</b>	<b>.400</b>	—	—	<b>426-628</b>	<b>.678</b>	<b>1182</b>	<b>47.3</b>	—	—	—	—	<b>1850</b>	<b>74.0</b>
Opponents	25	631-1602	.394	—	—	424-622	.682	1128	45.1	—	—	—	—	1686	67.4
<b>1956-57</b>	<b>22</b>	<b>635-1617</b>	<b>.393</b>	—	—	<b>453-681</b>	<b>.665</b>	<b>1095</b>	<b>49.8</b>	—	—	—	—	<b>1723</b>	<b>78.3</b>
Opponents	22	535-1459	.367	—	—	361-541	.686	993	45.1	—	—	—	—	1431	65.0
<b>1955-56</b>	<b>23</b>	<b>612-1684</b>	<b>.364</b>	—	—	<b>541-779</b>	<b>.694</b>	<b>1224</b>	<b>53.2</b>	—	—	—	—	<b>1765</b>	<b>76.7</b>
Opponents	23	557-1573	.354	—	—	399-601	.664	1077	46.8	—	—	—	—	1513	65.8
<b>1954-55</b>	<b>22</b>	<b>586-1760</b>	<b>.323</b>	—	—	<b>537-785</b>	<b>.684</b>	<b>1174</b>	<b>53.4</b>	—	—	—	—	<b>1709</b>	<b>77.7</b>
Opponents	22	499-1433	.348	—	—	459-702	.654	1032	46.9	—	—	—	—	1457	66.2
<b>1953-54</b>	<b>22</b>	<b>554-1618</b>	<b>.342</b>	—	—	<b>490-727</b>	<b>.674</b>	<b>955</b>	<b>43.4</b>	—	—	—	—	<b>1598</b>	<b>72.6</b>
Opponents	22	555-1600	.347	—	—	448-715	.627	934	42.5	—	—	—	—	1558	70.8
<b>1952-53</b>	<b>19</b>	<b>526-1590</b>	<b>.331</b>	—	—	<b>444-705</b>	<b>.630</b>	<b>982</b>	<b>51.7</b>	—	—	—	—	<b>1496</b>	<b>78.7</b>
Opponents	19	476-1475	.323	—	—	460-736	.625	837	44.1	—	—	—	—	1412	74.3
<b>1951-52</b>	<b>27</b>	<b>677-2246</b>	<b>.301</b>	—	—	<b>425-663</b>	<b>.641</b>	<b>1248</b>	<b>35.6</b>	<b>239</b>	—	—	—	<b>1781</b>	<b>66.0</b>
Opponents	27	593-1991	.298	—	—	466-769	.606	1033	38.3	206	—	—	—	1652	61.2
<b>1950-51</b>	<b>27</b>	<b>630-2084</b>	<b>.302</b>	—	—	<b>434-664</b>	<b>.654</b>	—	—	—	—	—	—	<b>1694</b>	<b>62.7</b>
Opponents	27	621-2102	.295	—	—	391-637	.612	—	—	—	—	—	—	1633	60.5
<b>1949-50</b>	<b>25</b>	<b>548-2003</b>	<b>.274</b>	—	—	<b>368-574</b>	<b>.641</b>	—	—	—	—	—	—	<b>1464</b>	<b>58.6</b>
Opponents	25	413-1641	.252	—	—	390-584	.668	—	—	—	—	—	—	1216	48.6
<b>1948-49</b>	<b>22</b>	<b>472-1507</b>	<b>.296</b>	—	—	<b>295-479</b>	<b>.616</b>	—	—	—	—	—	—	<b>1239</b>	<b>56.3</b>
Opponents	22	414-	—	—	—	252-428	.589	—	—	—	—	—	—	1078	49.0
<b>1947-48</b>	<b>22</b>	<b>431-</b>	—	—	—	<b>258-397</b>	<b>.650</b>	—	—	—	—	—	—	<b>1120</b>	<b>50.9</b>
Opponents	22	478-	—	—	—	284-472	.602	—	—	—	—	—	—	1240	56.3



# TEAM RECORDS

## Points

Points, Year	Year
1. 2822	1992-1993
2. 2739	1989-1990
3. 2721	2007-2008
4. 2615	2011-2012
5. 2594	2006-2007
6. 2581	2010-2011
7. 2548	1988-1989
8. 2537	2009-2010
9. 2521	1993-1994
10. 2506	2015-2016

## Points Per Game

Points/Game, Year	Year
1. 86.8	1971-1972
2. 86.2	1963-1964
3. 85.8	1969-1970
4. 85.3	1965-1966
5. 84.2	1964-1965
6. 84.1	1970-1971
7. 83.9	1974-1975
8. 83.0	1992-1993
9. 82.2	1968-1969
10. 82.2	1967-1968

## Field Goals

Field Goals Made, Year	Year
1. 986	1992-1993
2. 928	2007-2008
3. 923	1988-1989
4. 916	1964-1965
5. 907	1987-1988
6. 904	2006-2007
7. 904	1986-1987
8. 889	1989-1990
9. 888	1997-1998
10. 885	2011-2012

## Field Goal Attempts

Field Goals Attempted, Year	Year
1. 2246	1951-1952
2. 2084	1950-1951
3. 2013	1964-1965
4. 2003	1949-1950
5. 1995	2007-2008
6. 1984	2006-2007
7. 1971	1992-1993
8. 1965	1963-1964
9. 1937	1988-1989
10. 1921	2011-2012

## Field Goal Percentage

FG%, Year	Year
1. .510	1980-1981
2. .504	1966-1967
3. .502	1974-1975
4. .500	1992-1993
5. .497	1987-1988
6. .496	1978-1979
7. .492	1979-1980
8. .489	1984-1985
9. .488	1975-1976
10. .487	1986-1987

## 3-Point Field Goals

3-Point FG's Made, Year	Year
1. 346	2016-2017
2. 322	2004-2005
3. 317	2006-2007
4. 307	2011-2012
5. 303	2007-2008
6. 282	2001-2002
7. 273	2015-2016
8. 263	2003-2004
9. 263	2010-2011
10. 262	1992-1993

## 3 Point Field Goal Attempts

3-Pt FGA, Year	Year
1. 921	2016-2017
2. 843	2006-2007
3. 837	2004-2005
4. 792	2011-2012
5. 763	2001-2002
6. 760	2007-2008
7. 734	2012-2013
8. 716	2003-2004
9. 714	2015-2016
10. 708	2010-2011

## 3 Point Field Goal Percentage

3-Pt FG%, Year	Year
1. .431	1987-1988
2. .429	1986-1987
3. .414	1988-1989
4. .412	1992-1993
5. .409	1990-1991
6. .400	1989-1990
7. .399	2007-2008
8. .395	1991-1992
9. .392	2014-2015
10. .390	1993-1994

## Free Throws Made

Free Throws Made, Year	Year
1. 742	1989-1990
2. 622	2010-2011
3. 616	2009-2010
4. 594	1971-1972
5. 588	1992-1993
6. 563	1996-1997
7. 562	2007-2008
8. 557	1993-1994
9. 541	1955-1956
9. 541	2014-2015

## Free Throw Attempts

Free Throw Attempts, Year	Year
1. 956	1989-1990
2. 854	2009-2010
3. 837	2010-2011
4. 807	1992-1993
5. 797	1996-1997
6. 788	1971-1972
7. 785	1954-1955
8. 779	1955-1956
9. 770	2011-2012
10. 765	2007-2008

## Free Throw Percentage

Free Throw %, Year	Year
1. .802	1973-1974
2. .777	2016-2017
3. .776	1989-1990
4. .770	1967-1968
5. .766	1974-1975
6. .764	1975-1976
7. .763	1970-1971
8. .757	1990-1991
9. .754	1971-1972
10. .751	1993-1994
10. .751	1984-1985

## Rebounds

Total Rebounds, Year	Year
1. 1466	1963-1964
2. 1355	1964-1965
3. 1272	2015-2016
4. 1262	1961-1962
5. 1261	1960-1961
6. 1255	2010-2011
7. 1248	1951-1952
8. 1244	2011-2012
9. 1226	1989-1990
10. 1224	1955-1956

## Rebound Average

Rebounds/Game, Year	Year
1. 58.6	1963-1964
2. 53.4	1954-1955
3. 53.2	1955-1956
4. 52.6	1961-1962
5. 52.5	1960-1961
6. 51.9	1969-1970
7. 51.7	1962-1963
8. 51.7	1952-1953
9. 50.2	1959-1960
10. 50.0	1958-1959

## Assists

Total Assists, Year	Year
1. 606	2007-2008
2. 578	2006-2007
3. 577	1992-1993
4. 562	1988-1989
5. 550	1993-1994
6. 544	1989-1990
7. 541	2014-2015
7. 541	2004-2005
7. 541	2003-2004
10. 490	2001-2002

## Turnovers

Turnovers, Year	Year
1. 578	1989-1998
2. 522	1997-1998
3. 511	2001-2002
4. 507	1986-1987
5. 506	1991-1992
6. 494	2007-2008
7. 489	2004-2005
8. 485	1996-1997
9. 485	1992-1993
10. 476	2011-2012

## Steals

Steals, Year	Year
1. 327	1997-1998
2. 301	1996-1997
3. 277	1992-1993
4. 258	1998-1999
5. 257	2006-2007
6. 248	2003-2004
7. 240	1994-1995
8. 239	1993-1994
9. 231	2004-2005
10. 228	1995-1996

## Blocks

Blocks, Year	Year
1. 186	2014-2015
2. 182	2015-2016
3. 174	2008-2009
4. 171	2009-2010
5. 162	2010-2011
6. 144	2011-2012
7. 138	2013-2014
8. 137	2008-2009
9. 134	2016-2017
10s. 131	1994-1995



# ANNUAL RECORDS

\* - home game  
OT - overtime game

## 1900-01 — WON 2, LOST 2

**Head Coach: W.D. Weatherford**

**Captain: Earnest Reese**

Nashville YMCA*	L	19	22
Nashville YMCA*	W	24	9
Nashville YMCA*	W	14	12
Nashville A.C.*	L	11	13

## 1901-02 — WON 5, LOST 2

**Head Coach: W.D. Weatherford**

**Captain: H.W. Davis**

Nashville YMCA*	W	27	14
Nashville YMCA*	W	25	4
Nashville A.C.*	W	16	9
Nashville A.C.*	W	17	12
Howard	L	23	33
Howard	W	29	19
Birmingham Southern	L	21	34

## 1902-03 — WON 6, LOST 0

**Head Coach: Grinnell Jones**

**Captain: Ben L. Clary**

Cumberland	W	44	14
Nashville A.C.*	W	26	6
Nashville A.C.*	W	24	11
Howard	W	25	11
Cumberland*	W	44	14
Cumberland*	W	24	21

## 1903-04 — WON 6, LOST 1

**Head Coach: E.J. Hamilton**

**Captain: John J. Tigert**

U. of Nashville*	W	32	6
Nashville A.C.*	W	34	9
Nashville YMCA*	W	12	5
U. of Nashville*	W	36	4
Nashville A.C.*	W	36	3
Nashville YMCA*	W	32	4
Cumberland	L	5	18

## 1904-05

No Team

## 1905-06

No Scores Recorded

## 1906-07 — WON 6, LOST 1

**Head Coach: J.N. (Stein) Stone**

**Captain: J.N. (Stein) Stone**

Nashville A.C.*	L	14	23
N.Y. Professionals*	W	30	18
N.Y. Professionals*	W	38	23
Cumberland*	W	21	17
S.W. Presbyterian*	W	27	15
Nashville A.C.*	W	32	21
Nashville A.C.*	W	38	25

## 1907-08 — WON 6, LOST 10

**Head Coach: W.L. Throop**

**Captain: W.L. Throop**

Columbia*	L	16	34
Yale*	L	23	27
Montgomery YMCA	L	15	34

Mobile YMCA	L	12	43
Birmingham A.C.	L	12	30
Birmingham YMCA*	W	30	26
Nashville YMCA*	W	28	18
Southern Kentucky	W	28	15
Cumberland*	L	20	22
Nashville YMCA*	W	27	20
S.W. Presbyterian	L	10	20
Central (Ky.)*	W	28	14
Nashville A.C.*	L	8	14
Birmingham A.C.*	W	25	15
Cumberland	L	14	20
Wabash*	L	7	27

## 1908-09 — WON 11, LOST 4

**Head Coach: E. J. Hamilton**

**Captain: W. D. Neely**

Nashville YMCA*	W	38	20
Chattanooga	W	32	17
Atlanta A. C.	W	33	26
Columbus YMCA	L	18	19
Cumberland*	W	25	19
Birmingham A. C.	W	33	30
Mobile YMCA	L	26	33
Montgomery YMCA	L	28	32
Birmingham YMCA	W	30	12
Chattanooga*	W	52	23
Sewanee*	W	28	19
S.W. Presbyterian*	W	56	19
Cumberland	W	38	21
Nashville A. C.*	W	43	33
Nashville A. C.*	L	24	25

## 1909-10 — WON 10, LOST 3

**Head Coach: R. B. McGehee**

**Captain: R. B. McGehee**

Atlanta A. C.	W	53	30
Columbus YMCA	L	29	34
Montgomery YMCA	W	57	24
Mobile YMCA	W	25	24
Birmingham A. C.	W	50	30
Alumni*	W	41	21
Cumberland*	W	57	13
Sewanee*	W	61	10
Central (Ky.)	L	28	52
Georgetown	W	45	34
Central (Ky.)	L	21	70
Louisville YMCA	W	54	39
Nashville YMCA*	W	53	39

## 1910-11 — WON 8, LOST 2

**Head Coach: Carl (Zeke) Martin**

**Captain: Carl (Zeke) Martin**

Cumberland	W	45	20
Nashville YMCA*	W	74	13
Birmingham A. C.	L	26	39
Birmingham YMCA	W	53	25
Atlanta A. C.	W	42	34
Mercer	W	26	25
Wetumpka (Ala.)	W	60	7

Mobile YMCA	L	29	61
Sewanee*	W	54	5
Cumberland*	W	24	20

## 1911-12 — WON 9, LOST 9

**Head Coach: Carl (Zeke) Martin**

**Captain: Carl (Zeke) Martin**

Central (Mo.)	W	30	23
Mobile YMCA	L	15	48
Wetumpka (Ala.)	W	62	11
Columbus (Ga.) YMC	L	21	44
Rome (Ga.) A. C.	W	34	11
Atlanta A. C.	L	31	43
Birmingham A. C.	L	23	48
St. Louis A. C.	W	37	32
Cumberland	W	78	10
Union (Tenn.)	W	95	24
Memphis YMCA	L	19	21
Jackson YMCA	W	81	13
Cumberland	W	47	19
Louisville YMCA	L	27	29
Kentucky	L	17	28
Kentucky	L	18	22
Christ Church (Cinc.)	L	27	47
Alumni	W	53	32

## 1912-13 — WON 4, LOST 5

**Head Coach: Oscar G. Nelson**

**Captain: Oscar G. Nelson**

Sewanee*	W	41	13
Mobile YMCA	L	31	43
Wetumpka (Ala.)	W	41	9
Bessemer (Ala.)	W	31	23
Kentucky	W	24	17
Kentucky	L	29	42
Birmingham A. C.	L	20	43
Columbus (Ga.) A. C.	L	32	70
Atlanta A. C.	L	34	52

## 1913-14 — WON 6, LOST 3

**Head Coach: G. T. Denton**

**Captain: Tom Brown**

MTSU	W	53	5
Chattanooga Tigers	W	31	17
Cumberland*	W	41	36
Georgia	L	32	41
Georgia Tech	W	55	41
Nashville YMCA*	L	31	32
Memphis YMCA	W	36	23
Union	W	54	20
Nashville YMCA*	L	23	41

## 1914-15 — WON 6, LOST 6

**Head Coach: G.T. Denton**

**Captain: Robert M. Davidson**

Cumberland	W	40	28
Atlanta A.C.	L	32	36
Chattanooga Tigers	L	21	41
Georgia*	L	35	48
Louisville YMCA	L	18	32
Kentucky	W	39	34
Kentucky	L	24	36
Jackson YMCA	L	27	37
Memphis YMCA	W	33	20
Nashville YMCA*	W	44	38
Nashville YMCA*	W	39	33
SW Presbyterian*	W	85	20

## 1915-16 — WON 11, LOST 3

**Head Coach: G.T. Denton**

**Captain: Josh Cody**

Cumberland	W	40	8
Mobile YMCA	W	41	37
Montgomery YMCA	W	53	29
Birmingham A.C.	W	54	32
Columbus YMCA	L	9	41
Cumberland*	W	81	13
Columbia Union	W	36	8
Louisville YMHA	W	35	16
Kentucky	W	39	25
Kentucky	W	23	20
Chattanooga Tigers	W	52	26
Nashville YMCA*	L	19	21
Memphis YMCA	W	32	19
Nashville YMCA*	L	23	25

## 1916-17 — WON 3, LOST 8

**Head Coach: G.T. Denton**

**Captain: Frank Blair**

Atlanta A.C.	L	15	32
Birmingham A.C.	L	24	26
Chattanooga Tigers	W	42	9
Nashville YMCA*	W	21	16
Washington & Lee	L	8	26
Louisville YMHA	W	29	13
Georgia*	L	11	31
Nashville YMCA*	L	18	22
Memphis YMCA	L	19	26
Jonesboro YMCA	L	19	25
Nashville YMCA*	L	19	23

## 1917-18 — WON 6, LOST 3

**Head Coach: Ralph Palmer**

**Captain: Alf Adams**

Birmingham A.C.	L	32	44
Birmingham A.C.	W	32	29
SW Presbyterian	W	79	16
Nashville YMCA*	L	23	36
Calumet	W	36	26
Transylvania	W	21	12
Louisville YMHA	W	39	17
Nashville YMCA*	L	17	26
Nashville YMCA*	W	35	30

## 1918-19 — WON 8, LOST 2

**S.I.A.A. CHAMPIONS**

**Head Coach: Ray Morrison**

**Captain: L.M. Groves**

Birmingham A.C.	W	21	16
Nashville YMCA [OT]	W	34	27
Calumet	W	40	23
Kentucky	W	36	26
CentreL	23	28	
Jackson YMCA	W	44	18
Park Field Aviation	W	14	13
Memphis YMCA	L	14	23
Nashville YMCA	W	36	25
Memphis YMCA	W	25	22





# ANNUAL RECORDS

## 1919-20 — WON 14, LOST 4

**Head Coach: G.T. Denton**

**Captain: Tom Zerfoss**

Birmingham A.C.	W	30	24
Mobile YMCA	L	33	35
Montgomery YMCA	W	56	28
Chicago YMCA*	W	26	14
Boys Club	W	36	6
Memphis YMCA	W	42	25
Georgia*	W	40	18
Nashville YMCA*	L	27	29
Georgia Tech	W	39	21
Macon YMCA	W	41	35
Boys Club*	W	21	14
Chattanooga YMCA*	W	45	39
Chattanooga YMCA*	W	41	20
Centre	W	29	18
Memphis YMCA*	L	25	31
Maryville	W	22	10
Georgia Tech*	W	32	3
Nashville YMCA*	L	13	24

## 1920-21 — WON 8, LOST 13

**Head Coach: G.T. Denton**

**Captain: Garland (Gus) Morrow**

Memphis YMCA	L	13	37
Birmingham A.C.	L	17	23
Birmingham A.C.	L	19	27
MTSU*	W	14	9
Michigan*	L	7	21
S.W. Presbyterian*	W	40	27
Marquette*	L	6	29
Chattanooga YMCA*	W	27	20
Memphis YMCA*	L	12	26
Auburn*	L	7	27
Georgia*	L	17	33
Macon YMCA*	L	21	30
Mercer*	L	13	21
Tulane*	W	32	13
Nashville YMCA*	W	17	12
Mercer	W	20	9
Centre	L	13	44
Kentucky	L	18	33
Louisville YMCA	W	16	11
Chicago YMCA*	L	9	13
Nashville YMCA*	W	11	9

## 1921-22 — WON 8, LOST 8

**Head Coach: Wallace Wade**

**Captain: Jule Thomas**

S.W. Presbyterian*	W	36	24
Camp Benning	L	15	29
Jonesboro YMCA	W	23	13
Chattanooga	W	20	13
Kentucky	W	22	12
Mercer	W	18	17
Mississippi A&M*	W	22	18
Nashville YMCA*	L	23	28
Nashville YMHA*	L	14	15
Chattanooga	L	24	29
Tennessee	L	5	20
Nashville YMCA*	L	13	14
Tennessee	L	15	16
The Citadel (SC)	W	37	22
Georgia (SC)	L	26	27
Nashville YMHA*	W	28	22

(SC) Southern Conference Tournament

## 1922-23 — WON 16, LOST 8

**Head Coach: Wallace Wade**

**Captain: Oliver (Doc) Kuhn**

Wabash	L	21	32
Cincinnati	L	22	41
Wittenburg	L	14	28
Ohio State	L	20	27
U. of Chicago*	W	17	11
Clarksville	W	46	23
Jonesboro YMCA	W	19	7
Memphis YMCA	L	14	15
Nashville YMHA*	W	25	21
Chattanooga	W	28	27
Milligan	W	41	20
Bemis YMCA	W	43	16
Mississippi A&M*	W	34	27
Nashville YMCA	W	23	19
Hendrix	W	26	14
Georgia*	W	25	16
Mercer	L	29	32
Mercer	W	37	35
Nashville YMHA	W	22	15
Nashville YMCA*	L	30	34
Tennessee	W	28	25
LSU (SC)	W	36	10
Virginia Tech (SC)	L	23	26
Nashville YMCA	W	36	24

(SC) Southern Conference Tournament

## 1923-24 — WON 7, LOST 15

**Head Coach: Josh Cody**

**Captain: Alvin (Pep) Bell**

Kansas City A. C.	L	4	23
Louisville YMCA	W	31	25
Pittsburg (Kansas)	L	32	33
Crescent A. C.	L	14	42
CCNY	L	19	25
Buffalo All-Stars	L	23	46
Kentucky	L	13	23
Calumet	L	25	28
St. Thomas A. C.	W	17	12
Mississippi A&M	W	24	23
Nashville YMCA	L	19	25
Atlanta A. C.	L	21	36
Mercer	W	23	11
YMHA Peps	W	17	13
Alabama [OT]	L	25	26
Nashville YMCA	L	17	26
Nashville YMHA	L	37	44
Chattanooga	W	34	22
Tennessee	L	23	36
Nashville YMHA	L	22	30
Clemson (SC)	W	42	14
North Carolina (SC)	L	20	37

(SC) Southern Conference Tournament

## 1924-25 — WON 12, LOST 13

**Head Coach: Josh Cody**

**Captain: Gil Reese**

MTSU	L	28	31
Memphis YMCA	L	21	23
Drury College	W	33	21
Kansas City A. C.	L	23	28
Butler	L	17	37
Franklin (Ind.)	L	23	49
DePauw	L	21	28
Wabash	L	14	15
Owensboro YMCA	W	37	19

Mississippi	W	19	18
Nashville YMCA	W	21	20
Memphis YMCA	W	33	19
Birmingham A. C.	L	22	34
Georgia	W	41	34
Mercer	L	30	31
Georgia Tech	W	37	26
Butler	L	13	33
Tennessee	W	27	18
Mississippi A&M	L	20	29
Alabama	L	22	39
Tulane	L	25	32
Nashville YMHA	W	40	33
Nashville YMHA	W	25	18
Nashville YMCA	W	24	15
MTSU	W	30	29

## 1925-26 — WON 8, LOST 18

**Head Coach: Josh Cody**

**Captain: John McCall**

Evansville	L	22	39
Saint Louis	L	22	35
Memphis	L	20	37
Bemis YMCA	L	28	31
Nashville Burk	L	9	19
MTSU	W	51	19
Mercer	W	22	18
Marquette	L	16	19
Georgia Tech	W	27	24
Mississippi A&M	L	27	36
Mississippi	L	18	32
LSU	L	23	24
Tulane	L	20	21
Nashville YMHA	L	26	33
Alabama	L	19	23
Nashville YMCA*	W	21	12
Mississippi A&M*	W	21	20
Tennessee [OT]	L	32	38
MTSU	W	25	24
Nashville YMHA*	W	27	22
Nashville Burk	W	41	21
Cincinnati Guaranty	L	18	24
Western Kentucky	L	29	34
Kentucky	L	20	30
Nashville YMCA*	L	8	25
Nashville YMCA*	L	12	27

## 1926-27 — WON 20, LOST 4

**SOUTHERN CONFERENCE**

**CHAMPIONS**

**Head Coach: Josh Cody**

**Captain: Malcolm Moss**

Evansville	L	22	37
Marquette	W	22	15
Loyola (Chicago)	L	7	31
Saint Louis	W	40	21
Western Kentucky	W	40	20
MTSU*	W	59	19
Kentucky	W	48	32
Western Kentucky*	L	25	26
Georgia Tech	L	29	36
Mercer	W	36	33
Sewanee*	W	53	18
Mississippi A&M	W	35	34
Nashville YMCA*	W	50	28
MTSU	W	52	20
Sewanee	W	31	18
Mississippi*	W	33	32
Nashville YMHA*	W	43	32

Auburn*	W	39	35
Evansville* [OT]	W	46	44
Tennessee*	W	35	25
Washington & Lee (SC)	W	44	32
Mississippi (SC)	W	32	20
South Carolina (SC)	W	31	25
Georgia (SC)	W	46	44

(SC) Southern Conference Tournament

## 1927-28 — WON 5, LOST 7

**Head Coach: Johnny (Red) Floyd**

**Captain: Frank Bridges**

Cumberland	W	41	30
Mercer	L	31	38
Kentucky	L	23	43
MTSU	W	35	29
Mississippi A&M	L	38	44
Sewanee	W	33	26
Auburn	L	28	62
Penn Dixies	L	24	34
Kentucky	L	29	54
Georgia Tech	L	31	41
Carson-Newman	W	66	40
Tennessee	W	28	26

## 1928-29 — WON 4, LOST 13

**Head Coach: Johnny (Red) Floyd**

**Captain: Bertram (Triney)**

**Chalfant**

Alumni	L	31	48
Cumberland	W	50	33
Sewanee	W	45	31
Nashville YMHA	L	36	39
Georgia Tech	L	28	40
Nashville Burk	L	41	46
Memphis YMCA	L	30	36
Sewanee	W	29	23
Georgia Tech	L	15	40
Nashville YMCA	L	19	45
Mercer	L	40	60
Nashville YMCA	L	29	36
Nashville YMHA	L	31	36
Mississippi State	L	32	47
Mississippi [OT]	L	46	48
Tennessee	L	22	26
MTSU	W	42	41

## 1929-30 — WON 6, LOST 16

**Head Coach: Garland Morrow**

**Captain: Donald Cram**

Louisville	L	22	24
Butler	L	14	39
Loyola (Chicago)	L	16	33
Purdue	L	22	43
Saint Louis	L	16	46
MTSU	L	31	45
Cumberland	W	39	12
Western Kentucky	W	32	18
Clemson [20T]	L	42	48
Sewanee	L	15	36
Alabama	L	18	36
Auburn	W	29	27
Clemson	L	27	32
Georgia Tech	L	25	46
Georgia Tech	L	37	41
Tennessee	L	21	23
Tennessee Tech	L	37	42
Nashville YMCA	W	44	20



# ANNUAL RECORDS

Sewanee	L	35	40
MTSU	W	34	33
Tennessee [OT]	L	33	38
Nashville YMCA	W	49	43

## 1930-31—WON 16, LOST 8

**Head Coach: Garland Morrow**  
**Captain: Shelby Coffey**

Albany YMCA	W	39	22
Atwater Kent	W	40	21
Hubbard Hardware	W	41	32
Chattanooga YMCA	W	31	24
MTSU	W	42	20
Murray	W	48	29
Cumberland	W	50	26
Georgia Tech	L	35	44
Florida	W	42	25
Florida	W	43	35
Kentucky	L	37	42
Sewanee	W	35	17
Tennessee	W	41	40
Auburn	W	36	26
Sewanee	W	52	32
Louisville	W	32	23
Georgia Tech	W	45	32
Duke [OT]	L	44	48
Alabama	L	29	36
Auburn	L	25	42
Chattanooga YMCA	W	48	23
Kentucky	L	23	43
Tennessee	L	34	37
North Carolina [OT]	L	21	23

## 1931-32—WON 8, LOST 11

**Head Coach: Josh Cody**  
**Captain: William R. Schwartz**

Ohio State	W	28	27
Wittenburg	L	24	39
Miami (Ohio)	W	28	22
MTSU	W	38	32
Auburn*	L	23	36
Chattanooga	L	26	28
Georgia Tech	L	27	45
Florida	W	36	32
Florida	L	33	43
Sewanee	W	30	22
Tennessee	L	25	27
Auburn	L	23	38
Kentucky	W	37	61
Alabama	W	39	32
Sewanee*	W	32	21
MTSU	L	35	40
Tennessee	L	22	27
Kentucky	W	32	31
Duke	L	32	41

## 1932-33 — WON 14, LOST 8 (11-5 in SEC/3rd)

**Head Coach: Josh Cody**  
**Captain: Tom Henderson**

Ohio State	L	26	45
Clemson	W	39	22
South Carolina [2OT]	W	31	29
Tennessee* [OT]	W	37	32
Tulane*	W	35	21
Tulane*	W	39	22
Georgia Tech*	W	38	27
Auburn*	W	25	24

LSU*	W	54	34
LSU*	W	52	26
Sewanee*	W	25	19
Kentucky*	L	29	40
Alabama*	L	22	37
Wichita Henrys*	L	38	40
Auburn	W	21	20
Florida	W	42	41
Florida	L	27	43
Sewanee	W	41	25
Tennessee	L	27	35
Kentucky	L	28	45
Tulane (S)	W	28	25
Mississippi State (S)	L	36	48

(S) SEC Tournament, Atlanta

## 1933-34 — WON 11, LOST 6 (8-5 in SEC/5th)

**Head Coach: Josh Cody**  
**Captain: Harold Huggins**

Auburn*	W	31	22
Georgia Tech*	W	24	22
Clemson*	W	27	25
TulaneL	15	19	
TulaneW	23	21	
Cumberland*	W	34	21
Tennessee*	W	31	26
Sewanee	W	60	28
Auburn	W	48	33
Kentucky*	L	26	48
Alabama*	L	32	38
Georgia Tech	W	38	30
Sewanee*	W	40	27
Tennessee	L	34	45
Kentucky	L	27	47
Georgia (S)	W	46	29
Florida (S)	L	23	24

(S) SEC Tournament at Atlanta

## 1934-35 — WON 9, LOST 11 (9-6 in SEC/4th)

**Head Coach: Josh Cody**  
**Captain: Jim Scoggins**

Cincinnati	L	20	47
Clemson	L	22	32
Cincinnati	L	20	46
Auburn*	W	37	27
Auburn*	W	41	24
Tulane*	W	50	34
Sewanee	W	47	20
Georgia Tech [OT]	W	33	32
Alabama	W	34	33
Kentucky*	L	22	58
Indiana [OT]	L	30	39
Georgia Tech*	W	53	25
Sewanee*	W	62	32
Tennessee*	L	29	39
Auburn	W	37	25
LSU	L	41	56
LSU	L	31	40
Creighton*	L	28	53
Tennessee [OT]	L	37	39
Kentucky	L	19	53

## 1935-36 — WON 9, LOST 14 (9-4 in SEC/2nd)

**Head Coach: Josh Cody**  
**Captain: Willie Geny**

Miami (Ohio)*	L	23	34
Indiana	L	18	56
Xavier	L	37	39
Pittsburgh	L	32	57
Evansville	L	20	33
Loyola (Chicago)	L	22	25
Iowa State*	L	28	38
Creighton	L	34	40
Creighton	L	30	46
Auburn*	W	47	27
Sewanee*	W	45	27
Tulane*	W	44	31
Georgia Tech*	W	43	22
Sewanee	W	40	16
Auburn	W	37	32
Kentucky*	W	33	24
Alabama*	L	30	32
Georgia Tech	W	42	40
Alabama	L	28	33
Tennessee*	W	33	30
Tennessee	L	33	34
Kentucky	L	41	61
Georgia Tech (S)	L	37	42

(S) SEC Tournament, Atlanta

## 1936-37 — WON 6, LOST 10 (3-7 in SEC/11th)

**Head Coach: Jim Buford**  
**Captain: Ken Overly**

MTSU	W	39	30
MTSU*	W	39	12
Sewanee	W	46	26
Chattanooga*	W	34	28
Georgia Tech	L	27	39
Alabama	W	23	19
Western Kentucky	L	27	40
Kentucky*	L	26	41
Western Kentucky*	L	15	35
Tennessee*	L	30	50
Alabama*	L	19	29
Georgia Tech*	L	30	40
Tennessee	L	28	34
Chattanooga [OT]	L	29	30
Kentucky	L	19	51
Sewanee*	W	43	38

Not invited to SEC Tournament

## 1937-38 — WON 9, LOST 12 (4-8 in SEC/10th)

**Head Coach: Jim Buford**  
**Captain: Ed Hunter**

Mississippi (M)	L	30	68
Austin Peay State*	W	43	42
Western Kentucky*	L	25	39
Tennessee Tech*	W	34	31
Austin Peay State	W	49	31
Georgia Tech	L	25	59
Sewanee*	L	28	32
Tennessee Tech	L	16	21
Alabama	W	39	36
Western Kentucky	L	18	38
Tennessee*	L	30	37
Kentucky*	L	19	42
Alabama*	W	46	26

Georgia Tech*	L	35	40
Florida*	W	59	24
Chattanooga	W	44	30
Tennessee	L	26	38
Kentucky	L	24	48
Sewanee	W	41	35
Alabama (S)	W	50	26
Georgia Tech (S)	L	18	50

(M) Played at Memphis  
(S) SEC Tournament, Baton Rouge, La.

## 1938-39 — WON 14, LOST 7 (7-5 in SEC/6th)

**Head Coach: Jim Buford**  
**Captain: Ed Hunter**

Austin Peay State*	W	42	35
Cumberland*	W	37	30
Lipscomb*	W	42	31
Cumberland*	W	48	36
Georgia Tech	L	24	30
Lipscomb	L	33	40
Sewanee	W	37	30
Tennessee	L	31	33
Kentucky*	L	37	51
Alabama*	W	36	34
Western Kentucky	L	31	51
Georgia Tech*	W	49	42
Sewanee*	W	70	42
Auburn*	W	49	42
Western Kentucky*	W	53	49
Tennessee*	W	56	38
Chattanooga	W	61	24
Kentucky	L	27	52
Mississippi State (S)	W	73	40
Alabama (S)	W	41	33
Tennessee (S)	L	36	39

(S)—SEC Tournament, Knoxville

## 1939-40 — WON 10, LOST 12 (5-7 in SEC/10th)

**Head Coach: Jim Buford**  
**Captain: Ross Hanna**

Austin Peay State*	L	28	40
Murray*	W	46	37
Cumberland*	W	51	39
Lipscomb*	L	44	50
Auburn*	W	51	45
Georgia Tech	L	43	49
Tennessee	L	23	29
Alabama	L	31	43
Auburn	W	50	46
Tennessee*	L	31	34
Kentucky*	W	40	32
Cumberland	W	56	49
Alabama*	L	29	32
Georgia Tech	L	39	57
Sewanee*	W	52	39
Lipscomb	L	41	44
Western Kentucky*	L	25	36
Tennessee Tech*	W	37	35
Sewanee	W	31	28
Kentucky	L	38	43
Mississippi State (S)	W	46	36
Kentucky (S)	L	34	44

(S) SEC Tournament, Knoxville



# ANNUAL RECORDS

## 1940-41 — WON 8, LOST 9 (3-9 in SEC/11th)

Head Coach: Jim Buford  
Captain: "Pinky" Lipscomb

J14	Sewanee	W	42	28
J17	Georgia	W	50	44
J18	Georgia Tech	L	48	55
J20	Sewanee*	W	46	24
J24	Alabama	L	24	48
J25	Auburn	L	44	45
J28	Alabama*	L	28	40
F1	Kentucky*	L	50	51
F3	Lipscomb*	W	57	42
F7	Mississippi*	W	80	47
F13	Auburn*	W	47	39
F15	Georgia Tech*	W	54	41
F17	Tennessee*	L	36	37
F22	Tennessee	L	25	46
F24	Kentucky	L	31	58
F27	LSU (S)	W	63	49
F28	Florida (S)	L	41	47

(S) SEC Tournament, Louisville, Ky.

## 1941-42—WON 7, LOST 9 (3-8 in SEC/10th)

Head Coach: Norm Cooper  
Captain: Harrison Rue

Sewanee*	W	50	34
Auburn	L	33	35
Georgia Tech	W	39	32
Sewanee	W	50	20
Alabama	L	19	33
Auburn*	L	45	50
Alabama* [OT]	L	33	37
Georgia*	W	58	38
Mississippi State	W	41	38
Mississippi	L	31	38
Lipscomb*	W	59	29
Camp Forest*	W	39	34
Georgia Tech*	L	27	35
Tennessee*	L	33	34
Tennessee	L	26	39
Auburn (S)	L	34	36

(S) SEC Tournament, Louisville, Ky.

## 1942-43 — WON 10, LOST 8 (9-7 in SEC/6th)

Head Coach: Norm Cooper  
Captain: Julian Olsen

Auburn*	W	54	39
Georgia	W	39	35
Georgia Tech	L	29	43
Alabama	L	26	29
Alabama*	W	31	27
Auburn	W	48	43
Kentucky	L	38	39
Mississippi State	L	40	45
Mississippi	L	44	49
Kentucky*	L	43	54
Mississippi*	W	55	30
Mississippi State*	W	45	35
Georgia Tech*	W	52	28
Tennessee*	W	30	27
Lipscomb	W	41	28
Tennessee	L	22	44
Georgia*	W	66	31
Tennessee (S)	L	31	41

(S) SEC Tournament, Louisville

## 1943-44 — WON 12, LOST 3 (No formal SEC schedule)

Head Coach: Smokey Harper

Thayer Hospital*	W	42	22
Vandy ASTP*	W	48	38
Lipscomb*	W	50	45
Convair	L	60	68
20th Ferrying Cm.	W	40	26
Convair	W	41	39
20th Armored*	W	49	32
Tennessee Tech*	W	59	42
20th Armored	W	49	32
Tennessee Tech	W	56	32
Lipscomb	W	40	35
508th Air Base	W	42	38
Navy A.A.C.*	L	17	47
Navy A.A.C.	W	37	31
Georgia Tech (S)	L	51	63

(S) SEC Tournament, Louisville, Ky.

## 1944-45 — WON 6, LOST 6 (No formal SEC schedule)

Head Coach: Gus Morrow  
Captain: Dave Scobey

Tennessee Tech	L	44	50
Lipscomb	W	65	35
Tennessee Tech	L	40	54
Smyrna Bombers	L	38	75
Sewanee*	W	51	46
Thayer Hospital	L	38	44
Southwestern	W	59	40
Smyrna Bombers*	L	53	74
Lipscomb	W	60	34
Sewanee	L	38	51
Thayer Hospital*	W	50	38
Southwestern*	W	66	48

## 1945-46 — WON 3, LOST 10 (2-5 in SEC/9th)

Head Coach: Gus Morrow  
Captain: Jay Ball

J5	Louisville	L	27	60
J14	Georgia*	W	44	41
J18	Southwestern	W	38	20
J19	Mississippi	W	39	31
J21	Western Kentucky*	L	32	45
J23	Western Kentucky	L	29	42
J26	Georgia	L	39	51
F4	Kentucky*	L	37	59
F9	Kentucky (P)	L	31	64
F16	Murray	L	34	53
F18	Tennessee*	L	33	55
F23	Tennessee	L	32	42
	Tennessee (S)	L	32	46

(P) Played at Paducah, Ky.  
(S) SEC Tournament, Louisville, Ky.

## 1946-47 — WON 7, LOST 8 (4-7 in SEC/8th)

Head Coach: Norm Cooper  
Captain: Tommy Owen

D14	Sewanee*	W	51	30
D20	Sewanee	W	60	37
J11	Alabama*	L	36	49
J13	Kentucky*	L	30	80
J18	Southwestern*	W	64	39

J24	Auburn	W	38	37
J25	Alabama	L	33	38
J29	LSU (M)	L	52	62
F1	Auburn*	W	59	58
F3	Mississippi State*	W	64	44
F8	Mississippi*	W	55	40
F17	Tennessee*	L	47	54
F21	Kentucky	L	41	84
F22	Tennessee	L	21	56
F27	Kentucky (S)	L	29	98

(M) Played at Memphis  
(S) SEC Tournament, Louisville, Ky.

## 1947-48 — WON 8, LOST 14 (4-11 in SEC/12th)

Head Coach: Bob Polk  
Captain: Mike Craig

D2	Lipscomb*	W	57	43
D5	Mississippi State	L	46	51
D6	Mississippi	L	42	53
D18	Mississippi*	W	71	49
D20	Xavier	L	42	79
J2	Tulane (at Memphis)	L	56	64
J3	Southwestern	W	64	40
J10	Mississippi State*	W	51	48
J16	Tulane	L	44	63
J17	LSU	L	54	56
J20	Xavier*	L	42	62
J23	Auburn	L	41	46
J24	Alabama	L	31	60
F2	Auburn*	W	55	47
F6	Lipscomb	W	57	37
F9	Kentucky*	L	51	82
F14	Alabama*	W	58	32
F16	Tennessee*	L	48	63
F20	Kentucky	L	43	79
F21	Tennessee	L	53	72
F28	Southwestern*	W	61	47
M5	Tulane (S)	L	53	67

(S) SEC Tournament, Louisville, Ky.

## 1948-49—WON 14, LOST 8 (9-5 in SEC/4th)

Head Coach: Bob Polk  
Captain: Mike Craig

D4	Lipscomb	W	65	41
D6	Chattanooga	W	66	51
D10	Cumberland	W	77	32
D20	Lipscomb*	W	57	37
D29	Drake (C)	L	46	47
D30	Dartmouth (C)	L	52	64
J3	Washington (Mo.)	W	47	43
J10	Tennessee*	L	51	53
J15	Mississippi	W	62	49
J17	Mississippi State	W	35	29
J22	Auburn	L	46	48
J24	Alabama	W	36	31
J29	Tennessee	L	64	67
J31	Kentucky*	L	50	72
F5	Auburn*	W	52	42
F7	Mississippi*	W	64	52
F12	Alabama*	W	68	42
F14	Mississippi State*	W	90	45
F19	LSU*	W	61	51
F21	Tulane*	W	56	54
F26	Kentucky	L	37	70
M4	LSU (S)	L	56	60

(C) Corn Bowl Tournament, Des Moines, Iowa  
(S) SEC Tournament, Louisville, Ky.

## 1949-50 — WON 17, LOST 8 (11-3 in SEC/2nd)

Head Coach: Bob Polk  
Captain: Billy Joe Adcock

N28	Lipscomb	W	62	39
D1	New York Univ. [OT]	W	65	59
D3	Temple	L	35	55
D6	Chattanooga*	W	75	40
D10	Lipscomb*	W	66	42
D12	Temple (O)	W	49	45
D27	Oklahoma A&M (A)	L	61	62
D28	Baylor (A)	L	53	61
D29	Alabama (A)	W	53	44
J2	Washington (Mo.)*	L	53	55
J7	Tennessee	W	67	52
J14	Mississippi State	W	62	50
J16	Mississippi	W	44	37
J21	Auburn	W	58	47
J23	Alabama	L	44	47
J28	Tennessee*	W	50	44
J30	Kentucky*	L	54	58
F4	Florida*	W	54	34
F6	Auburn*	W	63	51
F11	Alabama*	W	47	38
F13	Mississippi State*	W	85	50
F16	Mississippi*	W	80	47
F20	MTSU*	W	74	39
F25	Kentucky	L	66	70
M3	Tennessee (S)	L	44	50

(O) Played at Owensboro, Ky.  
(A) All-College Tournament, Oklahoma City, Okla.  
(S) SEC Tournament, Louisville, Ky.

## 1950-51—WON 19, LOST 8 (10-4 in SEC/2nd)

Head Coach: Bob Polk  
Captain: George Kelley

D4	MTSU*	W	58	45
D9	Lipscomb* [OT]	W	71	69
D18	Florida*	W	81	64
D21	Holy Cross	L	62	64
D23	New York Univ.	L	56	87
D27	Texas (A)	L	49	55
D28	Baylor (A)	W	54	53
D29	Tulsa (A)	W	56	49
J2	Lipscomb	L	57	59
J6	Auburn*	W	61	51
J8	Alabama*	W	49	35
J13	Mississippi	W	70	63
J15	Mississippi State	W	63	60
J20	LSU	W	69	61
J23	Tennessee*	W	58	57
J27	Kentucky*	L	49	74
F5	Tennessee	L	59	61
F10	Georgia Tech*	W	65	47
F13	Sewanee*	W	63	44
F15	Tulane	L	55	90
F17	Georgia Tech	W	69	67
F19	Kentucky	L	57	89
F26	Georgia*	W	69	57
	Tennessee (S)	W	88	52
	Georgia (S)	W	70	60
	LSU (S)	W	75	63
	Kentucky (S)	W	61	57

(A) All-College Tournament, Oklahoma City, Okla.  
(S) SEC Tournament, Louisville, Ky.



# ANNUAL RECORDS

## 1951-52 — WON 18, LOST 9 (9-5 in SEC/T2nd)

Head Coach: Bob Polk

D1	Bradley	W	55	51
D4	MTSU*	W	80	49
D6	Lipscomb*	W	78	63
D9	Sewanee	W	86	63
D17	Texas Tech*	W	55	49
D20	Rice*	W	65	56
D22	St. John's	L	54	69
D27	Baylor (W)	W	60	53
D28	TCU (W)	L	49	51
D29	Texas (W)	L	49	65
J5	Tennessee*	W	80	60
J7	LSU*	W	58	47
J14	Auburn	W	73	61
J16	Alabama	L	44	63
J19	Florida	L	70	86
J22	Tennessee	L	50	68
J28	Kentucky*	L	51	88
J31	Lipscomb	W	80	69
F2	Georgia Tech*	W	92	67
F4	Mississippi*	W	59	51
F9	Mississippi State	W	86	61
F11	Tulane*	W	84	63
F16	Georgia	W	73	51
F18	Georgia Tech	W	83	58
F21	Kentucky	L	45	75
F28	Georgia (S)	W	61	49
F29	Florida (S) [OT]	L	63	66

(W) SWC Tournament, Dallas, Texas  
(S) SEC Tournament, Louisville, Ky.

## 1952-53—WON 10, LOST 9 (5-8 in SEC/T7th)

Head Coach: Bob Polk

Captain: Bob White

D1	Duke	L	88	94
D6	Virginia*	W	90	83
D8	Lipscomb*	W	92	66
D20	Texas*	W	84	66
D22	Baylor*	W	73	66
D30	Tennessee*	W	77	69
J1	Yale*	W	95	67
J3	Tulane	L	53	76
J5	LSU	L	61	74
J10	Georgia Tech*	W	72	60
J12	Florida*	W	85	73
J17	Georgia*	W	97	66
J24	Tennessee	L	79	83
J26	Georgia Tech	L	79	85
F7	Auburn*	L	66	71
F14	Mississippi State	L	75	82
F16	Mississippi	L	65	79
F23	Alabama*	L	80	88
F28	Tennessee*	W	85	64

## 1953-54 — WON 12, LOST 10 (5-9 in SEC/T8th)

Head Coach: Bob Polk

Captain: Dan Finch

D1	Sewanee*	W	76	59
D5	Texas Tech*	W	75	71
D7	Duke*	W	71	66
D12	SMU*	W	72	65
D19	Baylor*	W	65	60
D21	Rice*	L	60	79
D30	Auburn*	W	96	48

J2	MTSU*	W	86	65
J9	Tennessee	L	53	62
J11	Georgia Tech	W	65	55
J16	Mississippi State*	W	79	69
J18	Mississippi*	L	74	78
J23	Georgia Tech*	W	84	65
J30	Kentucky*	L	63	85
F6	Auburn	L	73	76
F8	Alabama	L	75	87
F13	Tulane*	L	63	71
F15	LSU*	L	69	82
F22	Kentucky	L	64	100
F27	Florida	W	76	68
M1	Georgia	W	83	67
M6	Tennessee*	L	76	80

## 1954-55 — WON 16, LOST 6 (9-5 in SEC/T3rd)

Head Coach: Bob Polk

D4	Sewanee*	W	88	48
D6	Washington & Lee*	W	104	88
D11	TCU*	W	71	50
D20	Texas+	W	94	67
D29	Stanford*	L	64	72
J1	Mississippi*	W	94	69
J3	William & Mary*	W	86	61
J8	Tennessee	W	73	69
J10	Georgia Tech	W	71	69
J15	Mississippi State	W	72	52
J17	Mississippi	L	63	77
J22	Georgia Tech*	W	83	63
J24	Lipscomb*	W	88	61
J29	Kentucky*	L	71	75
F5	Auburn*	W	79	74
F7	Alabama*	W	78	57
F12	Tulane	L	58	62
F14	LSU	L	59	66
F19	Tennessee*	W	76	71
F21	Kentucky	L	59	71

+ Birmingham, Ala.

## 1955-56—WON 19, LOST 4 (11-3 in SEC/3rd)

Head Coach: Bob Polk

Game Captains

D1	Sewanee*	W	84	45
D3	Texas A&M*	W	79	69
D5	Ohio State	W	76	67
D10	Oklahoma*	W	78	69
D19	Georgia*	W	85	61
D21	Nebraska	W	66	48
D23	Iowa State	L	76	87
D29	New Mexico A&M*	W	64	40
J3	William & Mary* [2OT]	W	89	80
J7	Tennessee	W	84	57
J9	Georgia Tech	W	72	59
J14	Mississippi*	W	88	73
J16	Georgia Tech*	W	67	64
J21	Kentucky*	W	81	73
J28	Mississippi State*	W	69	49
F4	Georgia	W	69	56
F6	Alabama	L	61	88
F11	LSU*	W	107	68
F13	Tulane*	W	74	67
F18	Tennessee*	W	96	68
F20	Kentucky	L	55	76
F25	Florida	W	80	75
F27	Auburn	L	65	74

## 1956-57 — WON 17, LOST 5 (10-4 in SEC/2nd)

Head Coach: Bob Polk

Game Captain

D1	Minnesota	L	60	63
D4	Sewanee*	W	87	45
D8	Mississippi*	W	90	61
D17	Texas*	W	94	67
D19	New Mexico*	W	81	59
D22	Nebraska*	W	78	54
D29	Arizona*	W	107	76
J2	William & Mary*	W	80	65
J5	Tennessee	W	71	68
J7	Georgia Tech	W	81	73
J12	Mississippi	L	66	68
J14	Mississippi State	L	62	63
J19	Georgia Tech*	W	93	74
J26	Kentucky*	L	83	91
F2	Auburn*	W	83	78
F4	Alabama*	W	61	50
F9	LSU	W	78	66
F11	Tulane	W	71	53
F16	Tennessee*	W	69	62
F18	Kentucky	L	78	80
F23	Florida*	W	75	59
F25	Georgia*	W	75	51

## 1957-58 — WON 14, LOST 11 (7-7 in SEC/7th)

Head Coach: Bob Polk

Captain: Jim Henry

D2	Sewanee*	W	91	53
D7	Minnesota*	L	85	89
D9	VMI*	W	105	74
D14	SMU	L	58	72
D16	Southwestern*	W	98	48
D18	The Citadel*	W	90	61
D21	Georgia*	W	74	64
D23	N. Mexico A&M*	W	73	59
D28	Maryland (S)	L	56	71
D29	Loyola (La.) (S)	L	80	84
J2	Brigham Young*	W	89	56
J4	Tennessee	L	55	67
J6	Kentucky*	L	81	86
J11	Mississippi*	W	68	59
J13	Mississippi State*	W	74	62
J18	Georgia Tech	L	60	81
F1	Auburn	L	69	77
F3	Alabama	L	60	65
F8	LSU*	W	78	60
F10	Tulane*	W	80	65
F15	Tennessee*	W	83	70
F17	Kentucky	L	61	65
F22	Florida	L	53	73
F24	Georgia	W	69	66
M1	Georgia Tech*	W	60	59

(S) Sugar Bowl Tournament

## 1958-59 — WON 14, LOST 10 (8-6 in SEC/T5th)

Acting Head Coach: Roy Skinner

Captain: Jim Henry

D2	Sewanee*	W	71	42
D6	Minnesota	L	76	77
D8	Missouri [OT]	L	72	78
D13	SMU	L	72	80
D15	Hardin-Simmons*	W	80	52

D17	Wyoming*	W	70	65
D20	Dartmouth*	W	87	71
D29	Virginia*	W	75	64
D30	Navy*	L	61	67
J3	Tennessee	L	60	65
J6	Kentucky*	W	75	66
J10	Mississippi [OT]	W	79	74
J12	Mississippi State	L	65	83
J17	Georgia Tech	L	61	80
J31	Auburn*	L	61	64
F2	Alabama*	W	81	59
F7	LSU	W	72	57
F9	Tulane [OT]	W	64	62
F14	Tennessee*	W	76	60
F18	Kentucky	L	71	83
F21	Florida	W	77	66
F23	Georgia*	W	78	50
F28	Georgia Tech*	L	67	71
M5	Baylor*	W	61	60

## 1959-60 — WON 14, LOST 9 (7-7 in SEC/T6th)

Head Coach: Bob Polk

Captain: Ben Rowan

D1	Sewanee*	W	87	68
D5	Minnesota*	L	59	72
D7	Arkansas State*	W	98	66
D10	Rice	W	82	72
D12	SMU	L	67	86
D15	Georgia*	W	79	67
D19	South Carolina*	W	85	73
D28	Yale*	W	76	65
D29	Princeton*	W	72	54
J2	Tennessee	L	60	72
J5	Kentucky*	L	59	76
J9	Mississippi*	L	66	58
J11	Mississippi State*	W	79	72
J16	Georgia Tech [OT]	L	66	74
J30	Auburn	L	54	55
F1	Alabama	L	54	61
F6	LSU*	W	80	68
F8	Tulane* [OT]	W	68	64
F13	Tennessee*	W	63	53
F16	Kentucky	L	60	68
F20	Florida [OT]	L	75	81
F22	Georgia	W	80	75
F27	Georgia Tech*	W	62	57

## 1960-61 — WON 19, LOST 5 (10-4 in SEC/T2nd)

Head Coach: Bob Polk

Captain: Bill Depp

D2	Michigan*	W	58	43
D5	Florida State*	W	75	55
D10	SMU*	W	76	64
D12	Alabama	W	77	61
D17	Rice*	W	70	44
D19	Texas Tech	W	80	78
D21	New Mexico	W	66	59
D30	UT-Chattanooga*	W	92	78
J3	Sewanee*	W	80	57
J7	Tennessee	W	68	66
J9	Kentucky*	W	64	62
J14	Mississippi State	L	65	74
J16	Mississippi	L	72	74
J21	Georgia Tech	W	69	56
F4	Auburn*	W	58	53
F6	Alabama*	W	73	70
F11	Tulane	W	63	60



# ANNUAL RECORDS

F13	LSU	L	61	65
F18	Tennessee*	W	76	60
F21	Kentucky	L	59	60
F25	Florida*	W	77	60
F27	Georgia*	W	87	76
M4	Georgia Tech*	W	79	59
M9	Kentucky (N)	L	67	88

(N) NCAA Tournament, Knoxville

## 1961-62—WON 12, LOST 12 (6-8 in SEC/T6th)

**Head Coach: Roy Skinner**  
**Captain: Bobby Bland**

D4	Sewanee*	W	76	43
D9	Texas Tech*	L	64	71
D11	Alabama* [OT]	W	65	63
D16	Army*	W	67	52
D19	Rice	L	64	71
D21	SMU	L	73	91
D23	Missouri*	W	77	65
D28	Virginia Tech (G)	L	78	79
D29	Navy (G)	W	77	74
J2	Yale*	W	79	69
J6	Tennessee	L	83	85
J8	Kentucky*	L	68	77
J13	Mississippi State*	W	100	86
J15	Mississippi*	W	80	58
J20	Georgia Tech	L	66	71
F3	Auburn	L	68	89
F5	Alabama	L	76	82
F10	Tulane*	W	77	65
F12	LSU*	W	70	67
F17	Tennessee*	W	97	76
F19	Kentucky	L	80	87
F24	Florida	L	68	78
F26	Georgia	L	69	71
M3	Georgia Tech*	W	88	74

(G) Gator Bowl Tournament

## 1962-63 — WON 16, LOST 7 (9-5 in SEC/4th)

**Head Coach: Roy Skinner**  
**Captain: John Russell**

D4	Rice*	W	80	68
D8	SMU*	W	69	62
D11	Duke	L	70	90
D15	Pennsylvania	L	70	74
D18	Louisville*	W	95	72
D22	Virginia Tech*	W	80	72
D28	Clemson (P)	W	60	58
D29	Furman (P)	W	69	68
J2	Western Kentucky*	W	71	69
J5	Tennessee	W	68	50
J7	Kentucky*	L	82	106
J12	Mississippi State	L	55	58
J14	Mississippi*	W	79	72
F2	Auburn*	L	59	62
F4	Alabama*	W	74	73
F8	LSU	L	56	63
F9	Tulane	W	80	69
F13	Georgia Tech	L	62	67
F16	Tennessee*	W	74	72
F18	Kentucky	W	69	67
F23	Florida*	W	78	74
F25	Georgia*	W	82	64
M2	Georgia Tech*	W	75	74

(P) Poinsettia Tournament

## 1963-64—WON 19, LOST 6 (8-6 in SEC/T4th)

**Head Coach: Roy Skinner**  
**Game Captains**

D2	Rice	W	82	68
D3	SMU	W	79	60
D7	Western Kentucky	W	82	60
D11	Duke* [OT]	W	97	92
D14	Arkansas*	W	101	77
D18	TCU*	W	113	56
D21	Louisville	W	91	82
D27	Memphis* (V)	W	85	79
D28	South Carolina* (V)	W	106	78
D31	VMI*	W	87	71
J4	Tennessee	L	55	57
J6	Kentucky*	W	85	83
J11	Mississippi State*	W	90	56
J13	Mississippi*	W	88	81
J28	Arkansas State*	W	108	73
F1	Auburn	L	63	81
F3	Alabama	W	111	73
F7	Tulane*	W	96	64
F8	LSU*	W	66	64
F12	Georgia Tech	L	71	75
F15	Tennessee*	L	62	64
F17	Kentucky	L	73	104
F22	Florida	W	91	78
F24	Georgia	L	69	81
F29	Georgia Tech*	W	103	89

(V) Vanderbilt Invitational

## 1964-65 — WON 24, LOST 4 SEC CHAMPIONS (15-1 in SEC/1st)

**Head Coach: Roy Skinner**  
**Captain: John Ed Miller**

D3	Rice*	W	78	49
D5	SMU*	W	99	67
D8	Western Kentucky*	W	94	79
D12	Virginia Tech	L	64	69
D14	North Carolina	L	78	84
D18	Baylor* (V)	W	97	78
D19	Oklahoma State* (V)	W	60	58
D22	Miami (Ohio)*	W	74	68
D29	Texas Tech*	W	83	73
D30	Louisville*	W	80	47
J2	Tennessee*	W	77	72
J5	Kentucky	W	97	79
J9	Mississippi State	W	94	70
J11	Georgia	W	75	62
J25	Mississippi	W	84	70
J30	Auburn*	W	105	77
F6	Tulane	W	85	67
F8	LSU	W	96	85
F13	Tennessee	L	66	79
F16	Kentucky*	W	91	90
F20	Florida*	W	80	78
F22	Georgia*	W	89	72
F27	Alabama*	W	75	54
M1	Auburn	W	79	64
M6	Tulane*	W	85	62
M8	LSU*	W	106	69
M12	DePaul (N)	W	83	78
M13	Michigan (N)	L	85	87

(V) Vanderbilt Invitational  
(N) NCAA Mideast Regionals,  
Lexington, Ky.

## 1965-66 — WON 22, LOST 4 (13-3 in SEC East/2nd)

**Head Coach: Roy Skinner**  
**Captain: Clyde Lee**

D1	Wittenberg*	W	87	59
D7	Tennessee	W	53	50
D11	North Carolina*	W	81	72
D13	Wake Forest*	W	102	82
D17	Army (L)	W	71	62
D18	West. Kentucky (L)	W	72	69
D21	California*	W	91	64
D23	Northwestern	W	59	58
D28	Syracuse* (V)	W	113	98
D29	USC* (V)	L	72	74
D30	Purdue* (V)	W	94	72
J4	Tulane*	W	91	69
J8	Georgia	W	77	63
J10	Mississippi*	W	106	58
J12	Tennessee*	W	53	52
J15	Kentucky	L	83	96
J29	LSU*	W	98	66
J31	Auburn*	W	68	63
F2	Kentucky*	L	90	105
F12	Alabama [OT]	W	71	63
F14	Auburn	W	91	76
F19	Florida	W	89	86
F21	Georgia*	W	117	97
F26	LSU	W	102	84
F28	Tulane	W	97	72
M5	Mississippi State*	L	90	92

(L) L.A. Classic  
(V) Vanderbilt Invitational

## 1966-67—WON 21, LOST 5 (14-4 in SEC/T2nd)

**Head Coach: Roy Skinner**  
**Captain: Jerry Southwood**

D1	Western Kentucky	W	76	70
D3	SMU*	W	89	76
D5	Southwestern La.*	W	101	68
D10	Wake Forest	W	88	82
D13	Duke	L	89	97
D16	Portland* (V)	W	98	63
D17	LaSalle* (V)	W	100	95
D19	Florida*	W	77	69
D21	Northwestern*	W	116	92
D31	Auburn	L	51	64
J2	Alabama [OT]	W	84	81
J5	Kentucky [OT]	W	91	89
J9	Tennessee*	W	65	59
J14	Mississippi [2OT]	W	78	70
J16	Auburn*	W	71	65
J28	Mississippi State*	W	79	64
J30	LSU	W	79	77
F4	Florida	L	75	83
F6	Georgia [2OT]	W	51	41
F11	Mississippi*	W	72	67
F18	Tennessee	L	53	70
F20	Alabama*	W	117	80
F25	Georgia*	W	71	61
F27	Mississippi State	L	71	74
M4	Kentucky*	W	110	94
M6	LSU*	W	75	66

(V) Vanderbilt Invitational

## 1967-68—WON 20, LOST 6 (12-6 in SEC/3rd)

**Head Coach: Roy Skinner**  
**Co-Captains:**

D2	SMU [OT]	W	88	84
D4	Auburn*	W	78	65
D9	North Carolina*	W	89	76
D12	Davidson* [OT]	W	81	79
D16	Duke*	W	76	75
D18	Florida	L	72	74
D22	Seton Hall* (V)	W	85	67
D23	Oregon* (V)	W	70	59
D29	Michigan State (S)	W	73	63
D30	Davidson (S)	W	80	67
J2	Alabama*	W	67	61
J6	Kentucky*	L	78	94
J8	Tennessee	L	62	64
J13	Mississippi*	W	96	70
J15	Auburn	W	74	65
J27	Mississippi State	W	90	69
J29	LSU	W	99	91
F3	Florida*	L	85	91
F5	Georgia*	W	82	77
F10	Mississippi	W	90	72
F17	Tennessee*	W	75	63
F19	Alabama	W	89	74
F24	Georgia	L	77	91
F26	Mississippi State*	W	84	73
M2	Kentucky	L	80	85
M4	LSU	W	115	86

(S) Sugar Bowl  
(V) Vanderbilt Invitational

## 1968-69 — WON 15, LOST 11 (9-9 in SEC East/T5th)

**Head Coach: Roy Skinner**  
**Captain: Tom Hagan**

D2	SMU*	W	97	94
D7	Davidson	L	84	101
D9	North Carolina	L	78	100
D14	Mississippi State*	W	108	87
D16	Bowling Green*	W	92	67
D20	Rice* (V)	W	85	77
D21	Kansas State* (V)	W	92	80
D23	USC*	W	85	75
D30	North Carolina State	W	65	59
J4	Georgia	L	80	102
J6	Florida	W	62	55
J9	LSU*	W	94	92
J11	Alabama*	W	76	73
J13	Mississippi*	W	62	55
J25	Auburn*	L	79	92
F1	Kentucky	L	89	103
F3	Tennessee	L	61	65
F8	Georgia*	L	83	90
F10	Florida*	L	73	75
F12	Mississippi	L	67	75
F15	Alabama	W	89	74
F17	LSU	W	85	83
F22	Auburn	L	75	85
M1	Kentucky*	W	101	99
M3	Tennessee*	L	60	70
M8	Mississippi State	W	120	83

(V) Vanderbilt Invitational



# ANNUAL RECORDS

## 1969-70 — WON 12, LOST 14 (8-10 in SEC/6th)

Head Coach: Roy Skinner  
Captain: Perry Wallace

D1	The Citadel*	W	89	58
D3	Mississippi	W	87	75
D6	USC	L	89	108
D8	SMU	W	104	99
D11	LSU	L	86	109
D13	Mississippi State	W	93	79
D15	Kansas State	L	78	91
D19	Dartmouth* (V)	L	82	83
D20	St. Louis* (V)	W	76	66
D22	North Carolina St.*	L	70	76
D27	Portland*	W	124	73
J3	Georgia*	L	68	72
J5	Florida*	W	90	79
J10	Alabama	W	88	85
J24	Auburn*	L	75	84
J31	Kentucky*	W	89	81
F2	Tennessee*	L	72	77
F7	Georgia	L	90	94
F9	Florida	L	79	81
F11	Mississippi*	L	80	83
F14	LSU*	L	89	99
F16	Alabama*	W	101	79
F21	Auburn	W	92	74
F28	Kentucky	L	86	90
M2	Tennessee	L	76	83
M7	Mississippi State*	W	78	72

(V) Vanderbilt Invitational

## 1970-71—WON 13, LOST 13 (9-9 in SEC/T4th)

Head Coach: Roy Skinner  
Captains: Ralph Mayes,  
Thorpe Weber

D1	Louisville*	L	74	82
D5	Miami (Ohio)*	W	74	67
D8	Illinois	L	79	96
D12	Mississippi State*	W	86	73
D14	Kansas State*	L	74	81
D18	Clemson* (V)	W	75	61
D19	St. John's* (V)	L	81	85
D22	Mississippi*	W	130	112
D29	Cincinnati (S)	W	86	83
D30	Toledo (S)	W	92	76
J2	Georgia	W	76	69
J4	Florida [30T]	L	82	84
J9	Alabama*	W	93	76
J23	Auburn*	W	107	86
J30	Kentucky	L	92	102
F1	Tennessee	W	65	60
F6	Georgia*	W	74	60
F8	Florida*	W	92	81
F10	Mississippi	L	88	94
F13	LSU	W	81	75
F15	Alabama	L	74	75
F20	Auburn	L	94	96
F27	Kentucky*	L	90	119
M1	Tennessee*	L	69	79
M4	LSU*	L	85	87
M6	Mississippi State	L	73	81

(V) Vanderbilt Invitational  
(S) Sugar Bowl Tournament

## 1971-72—WON 16, LOST 10 (10-8 in SEC/4th)

Head Coach: Roy Skinner  
Captain: Tom Arnholt

D2	SMU	L	79	89
D4	St. John's	L	81	98
D6	Boston College	W	82	75
D10	Bradley (V)	W	82	80
D11	Memphis (V)	W	83	82
D23	Illinois*	W	95	92
D30	Rice*	W	105	87
J1	Mississippi State	L	69	76
J3	LSU	W	80	73
J8	Georgia*	W	80	76
J10	Florida*	W	104	87
J15	Alabama	L	76	79
J18	Cornell*	W	101	80
J24	Kentucky	L	80	106
J26	Mississippi	L	65	92
J29	Auburn*	W	85	77
F5	Kentucky* [OT]	L	80	85
F7	Tennessee*	L	75	81
F12	Georgia	L	91	98
F14	Florida	W	90	74
F16	Mississippi*	W	89	83
F19	LSU*	W	104	83
F21	Alabama*	W	111	91
F26	Auburn	W	93	87
M6	Tennessee	L	74	87
M9	Mississippi State*	W	104	82

(V) Vanderbilt Invitational

## 1972-73—WON 20, LOST 6 (13-5 in SEC/T2nd)

Head Coach: Roy Skinner  
Captain: Jan van Breda Kolff

N30	Louisville	W	66	57
D2	Kansas	W	72	64
D4	SMU*	W	98	78
D8	Columbia* (V)	W	70	61
D9	West. Kentucky* (V)	W	103	88
D11	MTSU	W	69	57
D13	Mississippi*	W	59	57
D23	Boston College*	W	78	62
D30	Memphis*	L	71	74
J2	LSU	W	71	66
J6	Georgia	W	89	86
J8	Florida	L	72	80
J13	Alabama*	L	77	83
J17	Mississippi	W	59	49
J20	Mississippi State*	W	75	69
J22	Kentucky*	W	76	75
J27	Auburn	L	77	81
F3	Kentucky	W	83	76
F5	Tennessee	L	62	72
F10	Georgia*	W	87	52
F12	Florida*	W	78	71
F17	LSU*	W	82	72
F19	Alabama	L	78	87
F24	Auburn*	W	98	70
M3	Tennessee*	W	86	74
M10	Mississippi State	W	74	70

(V) Vanderbilt Invitational

## 1973-74—WON 23, LOST 5 SEC CHAMPIONS (15-3 in SEC/1st)

Head Coach: Roy Skinner  
Captain: Jan van Breda Kolff

D1	Rice (I)	W	89	80
D3	Texas Tech	W	84	82
D7	Nebraska* (V)	W	82	58
D8	Tennessee St.* (V)	W	67	66
D11	Memphis	W	75	71
D13	Samford* [OT]	W	69	65
D22	Kansas*	W	83	72
D29	Vermont*	W	91	56
J5	Alabama*	W	73	72
J7	Mississippi State*	W	75	69
J12	LSU	L	81	84
J14	Georgia	W	91	71
J19	Auburn*	W	96	51
J21	Tennessee	W	82	65
J26	Mississippi*	W	71	56
J28	Kentucky	W	82	65
F2	Florida*	W	58	52
F4	Alabama	W	67	65
F9	Mississippi State	W	60	59
F11	LSU*	W	91	88
F16	Georgia*	W	83	78
F18	Auburn	W	89	79
F23	Tennessee*	L	53	59
F25	Mississippi	W	84	68
M2	Kentucky*	W	71	69
M9	Florida	L	77	80
M14	Marquette (N)	L	61	69
M16	Notre Dame (N)	L	88	118

(I) Preseason NIT  
(V) Vanderbilt Invitational  
(N) NCAA Midwest Regionals

## 1974-75—WON 15, LOST 11 (10-8 in SEC/5th)

Head Coach: Roy Skinner  
Captains: Jeff Fosnes, Butch  
Feher, Joe Ford

D2	St. John's*	W	73	53
D6	Virginia Tech* (V)	W	75	72
D7	So. Illinois* (V)	W	79	72
D9	Texas Tech*	W	95	86
D20	USC#	L	93	98
D21	Jacksonville# [20T]	L	104	107
D23	Nebraska	L	66	81
D30	MTSU*	W	81	68
J4	Alabama	L	71	104
J6	Mississippi State	W	96	85
J11	LSU*	W	91	82
J13	Georgia*	W	102	80
J18	Auburn	L	89	93
J20	Tennessee*	L	61	65
J25	Mississippi	W	80	66
J27	Kentucky*	L	90	91
F1	Florida [OT]	L	90	101
F3	Alabama*	L	72	86
F8	Mississippi State*	W	76	72
F10	LSU	W	83	74
F15	Georgia	W	81	78
F17	Auburn*	W	85	78
F22	Tennessee	L	71	75
F24	Mississippi*	W	86	80
M1	Kentucky	L	84	109
M8	Florida*	W	102	83

(V) Vanderbilt Invitational  
#—Trojan Invitational

## 1975-76—WON 16, LOST 11 (12-6 in SEC/3rd)

Head Coach: Roy Skinner  
Captain: Joe Ford

N29	Iowa State	W	105	80
D2	Michigan	L	63	90
D5	USC* (V)	L	72	77
D6	Holy Cross* (V)	W	106	91
D13	Arkansas State*	W	81	65
D20	UNC-Charlotte*	L	61	78
D22	Nebraska*	L	57	68
D27	Boston College*	W	75	71
D29	Virginia Tech	L	85	99
J3	Alabama	L	66	83
J5	Mississippi State	W	71	66
J10	Georgia* [OT]	W	95	85
J12	Tennessee*	W	77	66
J17	Kentucky	L	76	77
J24	Auburn	W	71	59
J26	Florida [OT]	W	85	81
J31	LSU*	W	103	90
F2	Mississippi*	W	61	60
F7	Georgia [20T]	W	71	69
F9	Tennessee	L	59	73
F14	Kentucky*	W	69	65
F21	Auburn*	W	80	72
F23	Florida*	W	71	67
F28	LSU	L	75	89
M1	Mississippi	L	72	81
M6	Mississippi State*	W	76	75
M8	Alabama* [OT]	L	77	84

(V) Vanderbilt Invitational

## 1976-77—WON 10, LOST 16 (6-12 in SEC/T6th)

Head Coach: Wayne Dobbs  
Captain: Dicky Keffer

N27	Kansas State	L	66	89
D1	Louisville* [OT]	L	76	81
D4	St. John's	L	53	63
D6	Michigan*	L	76	97
D11	Mercer*	W	35	33
D21	Iowa State*	W	69	68
D23	Tennessee Tech*	W	106	71
D29	MTSU*	W	62	59
J3	Tennessee*	L	69	73
J5	Georgia*	W	72	69
J8	Kentucky*	L	62	64
J15	Florida	L	72	83
J17	Auburn	L	69	74
J22	Mississippi* [OT]	W	77	72
J24	LSU*	W	68	67
J29	Mississippi State	L	77	102
J31	Alabama	L	82	96
F5	Kentucky	L	73	113
F12	Florida*	W	85	72
F14	Auburn* [OT]	L	71	76
F19	Mississippi*	L	66	75
F21	LSU	L	74	95
F26	Mississippi State*	W	68	66
F28	Alabama*	L	77	78
M5	Georgia	W	74	71
M7	Tennessee	L	55	65



# ANNUAL RECORDS

## 1977-78—WON 10, LOST 17 (6-12 in SEC/8th)

Head Coach: Wayne Dobbs

### Game Captains

N26	Tennessee Tech	L	71	72
N29	St. John's*	L	54	59
D3	Louisville	L	66	96
D5	Kansas State*	L	55	69
D8	The Citadel [OT]	W	53	50
D10	Rice	W	87	69
D12	Cal Poly-Pomona*	W	88	72
D22	Virginia Tech*	L	75	76
D28	Richmond*	W	101	68
J2	Kentucky	L	59	72
J7	Auburn	L	61	74
J9	Florida	L	65	67
J14	Mississippi*	W	66	63
J16	LSU*	L	55	77
J21	Alabama	L	59	66
J23	Mississippi State	L	73	79
J28	Georgia*	W	64	56
J30	Tennessee*	W	56	55
F4	Auburn*	W	91	78
F6	Florida* [2OT]	W	59	57
F11	Mississippi	L	57	61
F13	LSU	L	73	80
F18	Alabama* [OT]	W	71	69
F20	Mississippi State*	L	48	55
F25	Georgia	L	62	64
F27	Tennessee	L	46	59
M6	Kentucky*	L	68	78

## 1978-79—WON 18, LOST 9 (11-7 in SEC/T3rd)

Head Coach: Wayne Dobbs

N24	Virginia Union#	W	75	63
N25	Richmond#	W	70	59
N27	San Francisco State*	W	82	52
D4	The Citadel*	W	78	63
D7	Tennessee Tech*	W	99	78
D11	SMU	L	64	68
D13	Cal Poly-Pomona*	W	65	62
D23	Rice*	W	88	59
J3	Auburn	W	57	55
J6	Mississippi*	W	94	70
J8	LSU*	W	88	87
J13	Mississippi State	L	68	74
J15	Alabama [OT]	W	75	73
J20	Georgia*	W	78	76
J22	Tennessee*	L	70	71
J24	Florida	W	57	56
J27	Auburn*	W	66	59
J29	Florida* [OT]	L	87	90
F3	Mississippi	W	66	58
F5	LSU	L	71	92
F7	Kentucky*	W	68	58
F10	Miss. State* [OT]	W	70	68
F12	Alabama*	W	65	57
F17	Georgia	L	60	63
F19	Tennessee	L	78	83
F23	Kentucky	L	70	96
F28	Auburn (S)	L	53	59

#—Spider Classic, Richmond, Va.  
(S) SEC Tournament, Birmingham, Ala.

## 1979-80—WON 13, LOST 13 (7-11 in SEC/T6th)

Head Coach: Richard Schmidt

Captains: Mark Elliott,

Clarence Smith, Tommy Springer

N30	Rice*	W	94	75
D4	Texas Wesleyan*	W	110	85
D6	Mississippi State*	L	106	110
D8	Memphis	W	87	72
D10	Cal Poly-Pomona*	W	90	74
D15	Alabama	L	68	90
D20	Texas Tech* [OT]	L	86	89
D27	Georgia State	W	65	53
D29	SMU*	W	88	77
J2	LSU*	W	77	66
J5	Georgia	L	66	88
J9	Auburn*	W	66	57
J12	Tennessee	L	63	71
J16	Mississippi*	L	66	67
J19	Kentucky	L	90	106
J21	Florida*	W	105	85
J26	Mississippi State*	W	92	74
J30	LSU	L	81	83
F2	Georgia*	W	70	69
F6	Auburn	W	77	73
F9	Tennessee*	L	48	51
F13	Mississippi	L	78	89
F15	Kentucky*	L	73	91
F20	Florida	W	74	71
F23	Alabama*	L	72	79
F27	Florida (S)	L	71	72

(S) SEC Tournament, Birmingham, Ala.

## 1980-81—WON 15, LOST 14 (7-11 in SEC/7th)

Head Coach: Richard Schmidt

Captains: Brian Allsmiller,

Charles Davis, Mike Rhodes

N28	Iona#	W	92	56
N29	Western Kentucky#	W	78	76
D1	Iowa State*	W	97	87
D9	Duke* [OT]	L	69	72
D20	North Alabama*	W	111	79
D23	Memphis*	W	111	96
D27	Alabama*	W	93	91
D29	Tennessee Tech* %	W	97	64
D30	Boston College* %	L	72	87
J3	Mississippi State*	W	79	61
J7	LSU	L	61	77
J10	Georgia*	W	70	55
J14	Auburn	W	97	81
J17	Tennessee*	L	66	72
J21	Mississippi	L	44	46
J24	Kentucky*	L	64	78
J28	Florida	W	72	70
J31	Mississippi State	L	68	69
F4	LSU*	L	81	86
F7	Georgia	L	72	80
F11	Auburn*	L	55	69
F14	Tennessee	L	72	79
F18	Mississippi*	W	52	50
F21	Kentucky	L	48	80
F25	Florida*	W	73	64
F28	Alabama	L	68	82
M4	Mississippi State (S)	W	71	58
M5	Kentucky (S)	W	60	55
M6	Mississippi (S)	L	51	71

# Wendy's Invitational, Bowling Green, Ky.

% Music City Invitational Tournament

(S) SEC Tournament, Birmingham, Ala.

## 1981-82—WON 15, LOST 13 (7-11 in SEC/T7th)

Head Coach: C. M. Newton

Captains: John Derenbecker,

Willie Jones

N28	Duke [2OT]	W	76	75
D4	Cal St.-Long Beach#	W	72	70
D5	Arizona State#	L	53	65
D12	Alabama	L	68	79
D14	North Alabama*	W	116	88
D19	Indiana State*	W	72	66
D23	Samford*	W	98	63
D28	Austin Peay St.* (V)	W	74	55
D29	Ala.-Anchorage* (V)	W	72	68
J2	Mississippi State	W	66	53
J6	LSU*	L	73	80
J9	Georgia	L	53	76
J13	Auburn*	W	78	69
J16	Tennessee [OT]	L	69	71
J20	Mississippi*	W	65	55
J23	Kentucky	L	58	67
J27	Florida*	W	51	48
J30	Mississippi State*	L	31	33
F3	LSU	L	70	78
F6	Georgia*	L	57	68
FJ	Auburn	W	71	60
F13	Tennessee*	L	55	59
F17	Mississippi [OT]	L	48	51
F20	Kentucky*	L	69	73
F24	Florida	W	81	67
F27	Alabama*	W	80	63
M3	Florida (S) [OT]	W	47	46
M4	Tennessee (S)	L	54	57

# Fiesta Classic, Tempe, Ariz.

(V) Music City Invitational Tournament

(S) SEC Tournament, Lexington, Ky.

## 1982-83—WON 19, LOST 14 (9-9 in SEC/T4th)

Head Coach: C. M. Newton

Captains: James Williams,

Ted Young

N26	Illinois#	W	58	47
N27	Clemson#	W	72	63
N28	Louisville#	L	70	80
D4	Western Carolina*	W	81	66
D7	St. Louis*	W	88	67
D11	Duke*	W	74	65
D13	Illinois [2OT]	L	77	79
D18	Clemson	W	75	72
D22	MTSU*	W	64	53
D27	East. Kentucky* (V)	W	82	71
D28	Manhattan* (V)	W	85	71
J3	LSU*	W	67	65
J5	Mississippi*	L	62	77
J8	Mississippi State	L	48	64
J11	Alabama	W	81	79
J15	Florida*	W	69	58
J17	Auburn*	W	64	62
J22	Kentucky* [OT]	L	77	82
J24	South Carolina	L	71	85
J29	Tennessee	W	61	60
J31	Georgia	L	61	86
F5	Mississippi State*	W	63	60
F7	Alabama*	W	61	60
F12	Florida	L	54	61
F14	Auburn	L	71	72

F19	Kentucky	L	63	82
F24	Tennessee*	W	69	68
F28	Georgia*	W	71	70
M3	LSU	L	53	66
M5	Mississippi.	L	51	62
M11	Mississippi State (S)	L	61	76
M15	East Tenn. State* (I)	W	79	74
M21	Wake Forest* (I)	L	68	75

# Great Alaska Shootout, Anchorage, Ak.

(V) Music City Invitational Tournament

(S) SEC Tournament, Birmingham, Ala.

(I) National Invitation Tournament

## 1983-84—WON 14, LOST 15 (8-10 in SEC/T7th)

Head Coach: C. M. Newton

Captains: Jeff Turner, Al

McKinney, Jimmy Lenz

N26	Duke	L	74	78
N30	Iowa State [OT]	L	72	73
D6	Illinois*	L	55	69
D10	Eastern Kentucky*	W	105	63
D17	Clemson*	L	62	70
D21	Austin Peay State*	W	56	50
D27	Air Force* (V)	W	69	52
D28	South Florida* (V)	W	58	44
J1	LSU	L	66	73
J4	Mississippi	W	76	55
J7	Mississippi State*	W	67	54
J11	Alabama*	W	69	67
J15	Florida	L	59	73
J17	Auburn	W	73	71
J20-	Kentucky	L	46	67
J23	South Carolina*	W	69	63
J28	Tennessee*	L	69	76
J30	Georgia* [OT]	W	81	74
F2	Mississippi State	W	57	54
F6	Alabama	L	73	80
F11	Florida*	L	63	71
F13	Auburn*	L	67	73
F19	Kentucky*	L	54	58
F25	Tennessee	L	61	67
F27	Georgia	L	71	98
M1	LSU*	W	74	68
M3	Mississippi*	W	70	60
M7	Mississippi* (S)	W	77	57
M8	Auburn* (S)	L	58	59

(V) Music City Invitational

(S) SEC Tournament, Nashville

## 1984-85 — WON 11, LOST 17 (4-14 in SEC/10th)

Head Coach: C. M. Newton

Captain: Phil Cox

N30	Yale*	W	87	72
D3	MTSU*	W	94	82
D6	Vermont*	W	73	55
D8	Baylor	W	84	81
D15	Princeton*	W	68	47
D17	Eastern Kentucky*	W	73	59
D22	Indiana State	L	77	88
D28	Columbia* (V)	W	73	59
D29	Clemson* (V)	L	74	81
J2	Mississippi*	W	63	61
J7	Kentucky	L	58	75
J10	Florida*	L	64	68
J12	Georgia	L	73	80
J16	Tennessee	L	79	87
J19	LSU*	L	68	69
J23	Alabama	L	77	79



# ANNUAL RECORDS

J26	Mississippi State*	L	70	71
J30	Auburn*	L	80	86
F2	Mississippi*	L	55	60
F7	Kentucky*	L	62	68
F9	Florida	L	66	78
F13	Georgia*	W	69	68
F16	Tennessee*	W	85	82
F20	LSU	L	55	64
F23	Alabama*	L	56	81
F27	Mississippi State	W	81	71
M2	Auburn	L	58	84
M6	Tennessee (S)	L	51	71

(V) Music City Invitational Tournament  
(S) SEC Tournament, Birmingham, Ala.

## 1985-86 — WON 13, LOST 15 (7-11 in SEC/7th)

**Head Coach: C. M. Newton**  
**Captains: Brett Burrow,**  
**Jeff Gary**

N29	South Florida (C)	L	65	66
N30	ETSU (C)	W	75	72
D4	Duke*	L	74	84
D7	Baylor*	W	85	61
D9	Austin Peay State*	W	82	75
D14	Pennsylvania*	W	89	76
D21	Princeton	W	49	44
D27	Davidson* (V)	W	78	69
D28	Iowa State* (V)	L	79	80
J2	Mississippi	W	81	70
J4	Kentucky*	L	71	80
J8	Florida	L	55	86
J11	Georgia*	W	77	71
J15	Tennessee*	W	60	59
J18	LSU	L	67	84
J22	Alabama*	L	72	85
J25	Mississippi State	L	60	64
J29	Auburn	L	70	97
F1	Mississippi*	W	66	63
F5	Kentucky	L	65	73
F8	Florida*	W	60	59
F12	Georgia	L	70	101
F15	Tennessee	W	66	62
F20	LSU*	L	68	74
F22	Alabama	L	68	69
F26	Mississippi State*	W	77	65
M1	Auburn*	L	65	79
M5	Mississippi State (S)	L	54	62

(C) Clemson IPTAY Tournament, Clemson, S.C.

(V) Music City Invitational Tournament  
(S) SEC Tournament, Lexington, Ky.

## 1986-87 — WON 18, LOST 16 (7-11 in SEC/T8th)

**Head Coach: C. M. Newton**  
**Captains: Steve Reece,**  
**Bobby Westbrook**

N28	Va. Common. (H)	W	75	67
N29	Missouri (H)	W	69	54
N30	New Mexico (H)	W	87	71
D3	UT-Chattanooga*	W	93	64
D6	Duke	L	66	78
D9	Indiana*	W	79	75
D13	Pennsylvania	W	71	70
D19	Tennessee Tech* (V)	W	89	65
D20	Kansas State* (V)	W	79	72
D22	LSU	W	63	61

D28	So. Carolina (B) [20T]	L	91	96
D29	Houston (B)	L	72	73
J3	Tennessee*	L	72	81
J7	Mississippi*	W	66	59
J10	Alabama	L	71	75
J14	Georgia	L	53	76
J17	Auburn*	W	91	75
J21	Kentucky*	L	65	71
J24	Florida	L	81	85
J28	Mississippi State	W	76	57
J31	LSU*	W	66	65
F4	Tennessee [OT]	L	69	79
F6	Notre Dame*	W	60	56
F9	Mississippi	L	54	77
F11	Alabama*	L	67	71
F14	Georgia*	L	59	75
F19	Kentucky	L	54	65
F23	Auburn	L	83	91
F26	Florida*	W	84	76
F28	Mississippi State*	W	66	58
M5	Tennessee	L	57	75
M12	Jacksonville* (I)	W	74	72
M16	Florida State* (I)	W	109	92
M21	So. Mississippi* (I)	L	88	95

(H) Hawaiian Airlines Silversword Invitational Tournament, Wailuku, Hawaii

(V) Music City Invitational Tournament  
(B) Sugar Bowl, New Orleans, La.

(S) SEC Tournament, Atlanta, Ga.  
(I) National Invitation Tournament, Nashville, Tenn.

## 1987-88 — WON 20, LOST 11 (10-8 in SEC/T4th)

**Head Coach: C. M. Newton**  
**Captains: Will Perdue,**  
**Barry Goheen**

N27	Hawaii*	W	91	62
N30	Lehigh*	W	102	91
D5	North Carolina*	W	78	76
D8	Indiana	L	61	63
D19	Ohio*	W	93	77
D21	Morehead State*	W	81	73
D28	East Carolina* (V)	W	99	63
D29	Cornell* (V)	W	95	79
D31	Kentucky	L	74	81
J6	LSU*	L	39	51
J9	Tennessee	L	72	80
J13	Mississippi	W	60	57
J16	Alabama*	W	76	60
J20	Georgia*	W	92	77
J23	Auburn	W	75	71
J27	Kentucky*	W	83	66
J30	Florida*	W	92	65
F3	Mississippi State*	W	82	66
F6	LSU	L	79	94
F10	Tennessee*	W	90	62
F13	Mississippi*	W	93	68
F17	Alabama	L	77	88
F20	Georgia	W	77	71
F24	Auburn*	L	68	81
F27	Notre Dame	W	75	66
M2	Florida	L	65	81
M5	Mississippi State	L	68	73
M11	LSU (S)	L	80	87
M18	Utah State (N1)	W	80	77
M20	Pittsburgh (N1) [OT]	W	80	74
M25	Kansas (N2)	L	64	77

(V) Music City Invitational Tournament  
(S) SEC Tournament, Baton Rouge, La.

(N1) NCAA Tournament, Lincoln, Neb.  
(N2) NCAA Tournament, Pontiac, Mich.

## 1988-89 — WON 19, LOST 14 (12-6 in SEC/T2nd)

**Head Coach: C. M. Newton**  
**Captains: Barry Booker,**  
**Barry Goheen, Frank Kornet**

N25	Michigan #	L	66	91
N26	Chaminade #	W	94	70
N27	Ohio State #	L	82	97
N30	Louisville*	W	65	62
D3	UAB	L	69	76
D7	North Carolina	L	77	89
D10	Kansas State	L	62	71
D14	Auburn*	W	93	77
D19	Murray State*	W	74	57
D22	Dartmouth*	W	92	67
D29	Colgate* \$	W	91	55
D30	Stanford* \$	L	68	89
J4	Alabama*	W	73	53
J7	Kentucky	L	61	70
J11	Mississippi [OT]	W	72	65
J14	Georgia*	W	76	75
J18	LSU	L	84	85
J21	Texas*	W	94	79
J25	Florida* [OT]	L	78	81
J28	Mississippi State	W	80	71
F1	Tennessee*	W	68	56
F4	Alabama	L	67	77
F8	Kentucky*	W	81	51
F11	Mississippi*	W	71	69
F15	Georgia	W	85	72
F18	LSU*	W	108	74
F22	Auburn	W	77	62
F25	Florida [OT]	L	80	83
M1	Mississippi State*	W	77	58
M4	Tennessee	L	61	78
M10	Kentucky (S)	W	77	63
M11	Alabama (S)	L	79	83
M17	Notre Dame (N)	L	65	81

# Maui Classic  
\$ Music City Invitational Tournament  
(S) SEC Tournament  
(N) NCAA Tournament

## 1989-90 — WON 21, LOST 14 NIT CHAMPIONS (7-11 in SEC/T7th)

**Head Coach: Eddie Fogler**  
**Captains: Eric Reid,**  
**Derrick Wilcox**

N27	SMU	W	65	60
N29	Tennessee Tech*	L	76	89
D3	Virginia*	W	68	64
D6	Louisville	L	75	101
D9	Kansas State*	W	91	81
D16	UAB*	W	87	74
D23	Samford*	W	100	76
D29	Ala.-Anchorage* #	W	85	81
D30	Northwestern* #	W	81	80
J3	Alabama	W	68	67
J6	Kentucky*	W	92	85
J10	Mississippi*	W	86	79
J13	Georgia	L	81	108
J16	LSU	L	72	101
J20	Auburn	L	79	82
J24	Florida	W	71	64
J27	Mississippi State*	W	81	68

J31	Tennessee	L	72	73
F2	Alabama*	L	56	65
F7	Kentucky	L	73	100
F10	Mississippi	L	67	68
F14	Georgia*	L	66	67
F18	LSU*	L	108	121
F20	Auburn*	L	74	87
F24	Florida*	W	67	54
F28	Mississippi State	L	68	83
M3	Tennessee*	W	98	74
M8	Florida (S)	W	68	58
M9	Georgia (S) [OT]	W	78	74
M10	Mississippi (S)	L	62	65
M15	La. Tech* (I) [OT]	W	98	90
M19	Tennessee* (I)	W	89	85
M21	New Orleans* (I)	W	88	65
M26	Penn State (I4)	W	75	62
M28	Saint Louis (I4)	W	74	72

# Music City Invitational Tournament  
(S) SEC Tournament  
(I) National Invitation Tournament  
(I4) NIT Final Four

## 1990-91 — WON 17, LOST 13 (11-7 in SEC/4th)

**Head Coach: Eddie Fogler**  
**Captain: Charles Mayes**

N14	Arkansas#	L	70	107
N26	UNC-Asheville*	W	103	66
N30	Hawaii \$	W	74	70
D1	George Wash. \$	W	76	74
D4	Indiana*	L	73	84
D8	Virginia	L	56	70
D11	Georgia* [OT]	W	75	74
D20	VMI*	W	79	60
D22	SMU*	W	68	65
D28	Fordham* %	L	65	66
D29	Rice* %	W	75	68
J2	LSU	L	70	87
J5	Alabama*	W	66	55
J8	Tennessee*	W	108	68
J12	Mississippi State	L	62	85
J16	Auburn	W	80	59
J19	Kentucky	L	50	58
J23	Mississippi*	W	89	52
J30	Florida	W	60	57
F2	LSU*	W	63	59
F6	Mississippi State*	W	91	70
F9	Tennessee	L	73	85
F13	Alabama	L	55	66
F16	Auburn*	W	90	70
F20	Kentucky*	W	98	87
F23	Mississippi	L	58	74
F27	Georgia	L	59	72
M2	Florida*	W	82	68
M8	Georgia* (S)	L	72	80
M15	Georgetown (N)	L	60	70

# Dodge Preseason NIT  
\$ Apple Invitational  
% Music City Invitational Tournament  
(S) SEC Tournament  
(N) NCAA Tournament













# ANNUAL RECORDS

N21	Bucknell+	L	72	75
N24	Butler#	L	66	76
N25	Santa Clara#	W	76	66
N29	Tennessee State	W	83	59
D3	Minnesota%	L	52	56
D6	High Point*	W	90	63
D8	Middle Tennessee	L	48	71
D17	Chattanooga*	W	76	74
D21	Dayton	L	63	68
D29	LSU*	W	96	89
J4	Auburn*	W	80	61
J7	Alabama	L	56	59
J10	Kentucky*	L	81	87
J14	Tennessee*	L	75	87
J17	Georgia	L	68	76
J21	Florida	W	68	66
J24	Arkansas*	L	70	71
J28	Iowa State*!	W	84	78
J31	Texas A&M	W	68	54
F4	Ole Miss*	L	74	81
F7	Arkansas	W	72	59
F11	Missouri	L	52	72
F16	Texas A&M*	W	72	67
F18	South Carolina*	W	71	62
F22	Tennessee	W	67	56
F25	Mississippi State	W	77	48
F28	Kentucky	L	67	73
M4	Florida	W	73	71
M9	Texas A&M@	W	66	41
M10	Florida@ (OT)	W	72	62
M11	Arkansas@	L	62	76
M16	Northwestern^	L	66	68

\$ Veterans Classic presented by  
Northwestern Mutual, Annapolis, Md.  
+ Continental Tire Las Vegas Invitational,  
Nashville, Tenn.  
# Continental Tire Las Vegas Invitational,  
Las Vegas, Nev.  
% Sanford Pentagon, Sioux Falls, S.D.  
! SEC/Big 12 Challenge  
! Big 12/SEC Challenge  
@SEC Tournament, Nashville, Tenn.  
^NCAA Tournament First Round, Salt  
Lake City, Utah



# SERIES RESULTS

## Vanderbilt's Series Record Vs. All Opponents

Opponent	W	L	Opponent	W	L	Opponent	W	L	Opponent	W	L
Air Force	2	0	Eastern Kentucky	3	0	Miami (Ohio)	4	1	South Carolina State	1	0
Alabama	68	68	Elon	1	0	Michigan	2	6	South Dakota State	1	0
Alabama A&M	6	0	Evansville	2	4	Michigan State	1	0	South Florida	2	1
Ala.-Birmingham	4	1	Florida	70	63	Middle Tennessee St.	29	6	SE Missouri State	1	0
Ala.-Huntsville	1	0	Florida A&M	1	0	Milligan	1	0	Southeastern La.	2	0
Alaska-Anchorage	2	0	Florida State	3	1	Minnesota	0	5	Southern Cal (USC)	1	4
American	1	0	Fordham	0	1	Mississippi	75	45	Southern Illinois	1	1
Appalachian State	3	1	Franklin (Ind.)	0	1	Mississippi State	78	48	Southern (Ky.)	1	0
Arizona	2	0	Furman	6	1	Miss. Valley State	1	0	Southern Methodist	14	6
Arizona State	0	3	Gardner Webb	1	0	Missouri	6	5	Southern Mississippi	1	1
Arkansas	12	23	Georgetown	1	3	Monmouth	1	1	Southwestern	7	0
Arkansas-Little Rock	1	0	Georgetown (Ky.)	1	0	Morehead State	4	0	St. Bonaventure	1	0
Arkansas State	3	0	George Washington	2	0	Morgan State	1	0	St. John's (N.Y.)	2	5
Army	3	0	Georgia	91	51	Murray State	3	2	St. Joseph's (Pa.)	1	0
Auburn	89	51	Georgia Southern	1	0	Navy	2	2	Stanford	0	3
Austin Peay	15	1	Georgia State	2	0	Nebraska	5	2	Stetson	1	0
Baylor	8	3	Georgia Tech	40	33	New Hampshire	1	0	Stony Brook	1	0
Belmont	5	0	Grambling State	1	0	New Mexico	3	0	SW Presbyterian	6	1
Birmingham Southern	1	1	Hampton	1	0	New Mexico State	3	0	Syracuse	1	1
Boise State	1	0	Hardin Simmons	1	0	New Orleans	3	0	Temple	1	2
Boston College	4	4	Harvard	2	0	New York University	1	1	Tennessee	75	118
Bowling Green	2	0	Hawaii	2	0	Nicholls State	3	0	Tenn.-Chattanooga	13	3
Bradley	3	0	Hendrix	1	0	Norfolk State	1	0	Tennessee-Martin	5	0
Brigham Young	1	0	High Point	1	0	North Alabama	2	0	Tennessee State	8	0
Bucknell	1	0	Hofstra	1	0	North Carolina	4	6	Tennessee Tech	14	5
Butler	0	6	Holy Cross	2	1	North Carolina A&T	2	0	Texas	4	4
Cal-L.A. (UCLA)	1	0	Houston	1	1	UNC-Asheville	3	0	Texas A&M	8	2
Cal-St. Long Beach	1	0	Howard	2	1	UNC-Charlotte	0	1	TCU	4	1
Cal-St. Northridge	1	0	Illinois	3	6	UNC Greensboro	2	0	Texas-Pan American	1	0
Cal-St. Poly Pomona	3	0	Illinois Chicago	0	1	North Carolina State	3	1	Texas Tech	6	2
Cal-St. Poly SLO	1	0	Illinois State	1	0	UNC-Wilmington	1	0	Texas Wesleyan	1	0
Calumet	2	1	Indiana	3	6	Northeastern	1	0	Toledo	4	0
Campbell	1	0	IUPUI	2	0	Northwestern	4	2	Transylvania	1	0
Carson-Newman	1	0	Indiana State	1	2	Notre Dame	4	5	Trevecca	1	0
Centenary	1	0	Iona	2	0	Ohio	1	0	Tulane	23	11
Central (Ky.)	1	2	Iowa State	4	4	Ohio State	4	3	Tulsa	1	0
Central Arkansas	1	0	Jacksonville	1	1	Oklahoma	2	0	Union	2	0
Central Michigan	1	0	Jacksonville State	1	0	Oklahoma State	1	1	Utah State	2	0
Central (Mo.)	1	0	James Madison	1	0	Oregon	5	3	UTEP	1	0
Centre	1	2	Kansas	2	3	Oregon State	1	0	Valparaiso	2	0
Chaminade	3	0	Kansas State	4	5	Pennsylvania	3	1	Vermont	2	0
Chicago	1	0	Kentucky	47	143	Penn State	2	1	Villanova	0	2
Cincinnati	1	6	Lafayette	1	0	Pittsburg (Kansas)	0	1	Virginia	5	1
The Citadel	5	0	La Salle	2	0	Pittsburgh	1	1	Va. Commonwealth	2	0
Clemson	8	5	Lehigh	2	0	Portland	2	0	Va. Military Institute	3	0
Cleveland State	1	1	Liberty	1	0	Presbyterian	1	0	Virginia Tech	2	5
Colgate	1	0	Lipscomb	24	4	Princeton	4	0	Virginia Union	1	0
College of Charleston	2	0	Long Beach State	1	0	Providence	1	1	Wabash	0	3
Columbia	2	1	Longwood	1	0	PR-Mayaguez	1	0	Wake Forest	6	4
Columbia Union	1	0	Louisiana-Lafayette	2	0	Purdue	2	2	Washington (Mo.)	1	1
Connecticut	0	3	Louisiana State	61	53	Rhode Island	0	2	Washington & Lee	2	1
Cornell	3	0	Louisiana Tech	1	1	Rice	15	3	Washington State	1	0
Creighton	0	3	Louisville	7	9	Richmond	2	1	West Virginia	0	1
Cumberland	25	3	Loyola (Chicago)	0	3	Rutgers	0	1	Western Carolina	3	0
Dartmouth	2	2	Loyola (New Orleans)	0	1	Saint Francis	1	0	Western Kentucky	14	11
Davidson	4	2	Loyola Marymount	1	0	Saint Louis	6	4	Western Michigan	2	0
Dayton	4	2	Manhattan	2	0	Saint Mary's	3	0	Wichita State	1	1
DePaul	3	0	Marist	0	1	Samford	4	0	William & Mary	5	0
DePauw	0	1	Marquette	3	4	San Francisco	1	0	Wisconsin	0	1
Detroit	1	0	Marshall	1	0	Santa Clara	1	0	Wittenberg	1	2
Drake	1	1	Maryland	0	1	Seton Hall	1	0	Wofford	5	0
Drury	1	0	Maryville	1	0	Sewanee	46	4	Wyoming	1	0
Duke	5	10	Massachusetts	2	0	Siena	0	1	Xavier (Ohio)	1	5
East Carolina	1	0	Memphis	8	6	South Alabama	1	0	Yale	5	1
East Tennessee State	8	0	Mercer	9	5	South Carolina	30	26	Others	125	89
									<b>Total</b>	<b>1,591</b>	<b>1,116</b>



# SERIES RESULTS

## Game-by-Game Results Against Each Opponent

<b>Air Force (2-0)</b>	1983-84 W 69-52 N	1992-93 W 95-50 N	1972-73 L 77-83 H	1973-74 W 73-72 H	1974-75 L 77-104 A	1975-76 L 66-83 A	1976-77 L 82-96 A	1977-78 L 59-66 A	1978-79 W 75-73 A	1979-80 L 68-90 A	1980-81 W 93-91 H	1981-82 L 68-79 A	1982-83 W 81-79 A	1983-84 W 69-67 H	1984-85 L 77-79 A	1985-86 L 72-85 H	1986-87 L 71-75 A	1987-88 W 76-60 H	1988-89 W 73-53 H	1989-90 W 68-67 A	1990-91 W 66-55 H	1991-92 L 64-85 A	1992-93 W 76-73 H	1993-94 L 67-73 A	1994-95 W 75-74 H	1995-96 L 71-80 A	1996-97 W 92-84 H	1997-98 W 72-69 A	1998-99 W 81-75 H	1999-00 L 63-77 A	2000-01 W 68-62 H	2001-02 L 59-78 N	2002-03 W 70-69 H	2003-04 W 70-67 A	2004-05 W 70-56 H	2005-06 L 74-77 A	2006-07 W 94-73 H	2007-08 L 73-78 A	2008-09 W 79-74 H	2009-10 W 65-64 A	2010-11 W 81-77 H	2011-12 W 69-59 A	2012-13 L 54-58 H	2013-14 L 63-68 A	2014-15 W 76-68 A	2015-16 W 73-66 H	2016-17 W 71-63 H	2010-11 L 78-89 H	2011-12 L 74-82 A	2012-13 L 33-56 A	1998-99 W 113-71 H	2002-03 W 68-40 H	2005-06 W 74-58 H	2006-07 W 86-47 H	2008-09 W 78-55 H	2012-13 W 71-46 H	2013-14 L 75-77 H	2014-15 L 70-82 A	2015-16 L 85-90 A	2016-17 L 70-71 H	1956-57 W 83-78 H	1957-58 L 69-77 A	1958-59 L 61-64 H	1959-60 L 54-55 A	1960-61 W 58-53 H	1961-62 L 68-89 A	1962-63 L 59-62 H	1963-64 L 63-81 A	1964-65 W 105-77 H	1965-66 W 79-64 A	1966-67 W 68-63 H	1967-68 W 78-65 H	1968-69 L 79-92 H	1969-70 L 75-84 H	1970-71 W 92-74 A	1971-72 W 107-86 H	1972-73 L 94-96 A	1973-74 W 85-77 H	1974-75 W 93-87 A	1975-76 L 77-81 A	1976-77 W 98-70 H	1977-78 W 96-51 H	1978-79 W 89-79 A	1979-80 L 89-93 A	1980-81 W 85-78 H	1981-82 W 71-59 A	1982-83 W 80-72 H	1983-34 L 69-74 A	1984-85 L 71-76 H	1985-86 L 61-74 A	1986-87 W 91-78 H	1987-88 W 57-55 A	1988-89 W 66-59 H	1989-90 L 53-59 N	1990-91 W 66-57 H	1991-92 W 77-73 A	1992-93 L 55-69 H	1993-94 W 78-69 H	1994-95 W 71-60 A	1995-96 W 64-62 H	1996-97 L 71-72 A	1997-98 W 73-71 A	1998-99 L 67-73 H	1999-00 W 75-71 A	2000-01 W 83-91 A	2001-02 L 83-91 A	2002-03 W 75-71 A	2003-04 L 68-81 H	2004-05 W 93-77 H	2005-06 W 77-62 A	2006-07 W 77-62 A	2007-08 W 93-77 H	2008-09 W 77-62 A	2009-10 L 79-82 A	2010-11 L 74-87 H	2011-12 W 80-59 A	2012-13 W 90-70 H	2013-14 W 89-83 H	2014-15 W 73-70 A	2015-16 W 84-60 H	2016-17 L 56-81 N	1954-55 W 79-74 H	1955-56 L 65-74 A	1956-57 W 86-80 H	1959-60 W 98-66 H	1963-64 W 108-73 H	1975-76 W 81-65 H	1961-62 W 67-52 H	1965-66 W 71-62 N	1998-99 W 92-41 H	1920-21 L 7-27 H	1926-27 W 39-35 H	1927-28 L 28-62 A	1929-30 W 29-27 A	1930-31 W 36-26 A	1931-32 L 25-42 A	1931-32 L 23-36 H	1932-33 L 23-38 A	1932-33 W 25-24 H	1933-34 W 21-20 A	1933-34 W 31-22 H	1934-35 W 48-33 A	1934-35 W 37-27 H	1935-36 W 41-24 H	1935-36 W 37-25 A	1938-39 W 47-27 H	1938-39 W 37-32 A	1939-40 W 49-42 H	1939-40 W 51-45 H	1940-41 W 50-46 A	1940-41 L 44-45 A	1941-42 W 47-39 H	1941-42 L 33-35 A	1941-42 L 45-50 H	1942-43 L 34-36 N	1942-43 W 54-39 H	1946-47 W 48-43 A	1946-47 W 38-37 A	1947-48 W 59-58 H	1947-48 L 41-46 A	1948-49 W 55-47 H	1948-49 L 46-48 A	1949-50 W 52-42 H	1949-50 W 58-47 A	1950-51 W 63-51 H	1950-51 W 61-51 H	1951-52 W 73-61 A	1951-52 L 66-71 H	1952-53 W 96-48 H	1953-54 L 73-76 A	1954-55 W 79-74 H	1955-56 L 65-74 A	2016-17 L 56-59 A	<b>Alabama A&amp;M (6-0)</b>	1988-89 L 69-76 A	1989-90 W 87-74 H	1992-93 W 81-63 N	1996-97 W 66-62 H	1997-98 W 85-74 A	<b>Ala.-Birmingham (4-1)</b>	1988-89 L 69-76 A	1989-90 W 87-74 H	1992-93 W 81-63 N	1996-97 W 66-62 H	1997-98 W 85-74 A	<b>Ala.-Huntsville (1-0)</b>	1996-97 W 60-47 H	<b>Alaska-Anch. (2-0)</b>	1981-82 W 72-68 H	1989-90 W 85-81 H	<b>American (1-0)</b>	2001-02 W 85-57 H	<b>Appalachian State (3-1)</b>	2003-04 W 63-48 H	2004-05 W 68-51 H	2006-07 L 79-87 N	2010-11 W 86-73 H	<b>Arizona (2-0)</b>	1956-57 W 107-76 H	2009-10 W 84-72 N	<b>Arizona State (0-3)</b>	1981-82 L 53-65 N	1994-95 L 61-67 N	2004-05 L 68-87 N	<b>Arkansas (11-21)</b>	1963-64 W 101-77 H	1990-91 L 70-107 H	1991-92 L 71-91 A	1992-93 W 102-89 H	1993-94 L 76-89 A	1994-95 L 94-97 H	1995-96 L 72-73 N	1996-97 W 80-73 A	1997-98 W 87-83 H	1998-99 L 83-93 A	1999-00 W 73-69 H	2000-01 L 63-78 A	2001-02 W 81-64 H	2001-02 L 67-81 A	2002-03 L 50-60 H	2003-04 L 62-70 A	2004-05 W 79-65 H	2005-06 L 66-78 A	2006-07 L 67-82 H	2007-08 L 71-72 N	2007-08 L 73-78 A	2008-09 L 75-81 N	2009-10 W 75-58 H	2009-10 W 89-72 A	1956-57 W 83-78 H	1957-58 L 69-77 A	1958-59 L 61-64 H	1959-60 L 54-55 A	1960-61 W 58-53 H	1961-62 L 68-89 A	1962-63 L 59-62 H	1963-64 L 63-81 A	1964-65 W 105-77 H	1965-66 W 79-64 A	1966-67 W 68-63 H	1967-68 W 78-65 H	1968-69 L 79-92 H	1969-70 L 75-84 H	1970-71 W 92-74 A	1971-72 W 107-86 H	1972-73 L 94-96 A	1973-74 W 85-77 H	1974-75 W 93-87 A	1975-76 L 77-81 A	1976-77 W 98-70 H	1977-78 W 96-51 H	1978-79 W 89-79 A	1979-80 L 89-93 A	1980-81 W 85-78 H	1981-82 W 71-59 A	1982-83 W 80-72 H	1983-34 L 69-74 A	1984-85 L 71-76 H	1985-86 L 61-74 A	1986-87 W 91-78 H	1987-88 W 57-55 A	1988-89 W 66-59 H	1989-90 L 53-59 N	1990-91 W 66-57 H	1991-92 W 77-73 A	1992-93 L 55-69 H	1993-94 W 78-69 H	1994-95 W 71-60 A	1995-96 W 64-62 H	1996-97 L 71-72 A	1997-98 W 73-71 A	1998-99 L 67-73 H	1999-00 W 75-71 A	2000-01 W 83-91 A	2001-02 L 83-91 A	2002-03 W 75-71 A	2003-04 L 68-81 H	2004-05 W 93-77 H	2005-06 W 77-62 A	2006-07 W 77-62 A	2007-08 W 93-77 H	2008-09 W 77-62 A	2009-10 L 79-82 A	2010-11 L 74-87 H	2011-12 W 80-59 A	2012-13 W 90-70 H	2013-14 W 89-83 H	2014-15 W 73-70 A	2015-16 W 84-60 H	2016-17 L 56-81 N	1954-55 W 79-74 H	1955-56 L 65-74 A
------------------------	-------------------	-------------------	-------------------	-------------------	--------------------	-------------------	-------------------	-------------------	-------------------	-------------------	-------------------	-------------------	-------------------	-------------------	-------------------	-------------------	-------------------	-------------------	-------------------	-------------------	-------------------	-------------------	-------------------	-------------------	-------------------	-------------------	-------------------	-------------------	-------------------	-------------------	-------------------	-------------------	-------------------	-------------------	-------------------	-------------------	-------------------	-------------------	-------------------	-------------------	-------------------	-------------------	-------------------	-------------------	-------------------	-------------------	-------------------	-------------------	-------------------	-------------------	--------------------	-------------------	-------------------	-------------------	-------------------	-------------------	-------------------	-------------------	-------------------	-------------------	-------------------	-------------------	-------------------	-------------------	-------------------	-------------------	-------------------	-------------------	--------------------	-------------------	-------------------	-------------------	-------------------	-------------------	-------------------	--------------------	-------------------	-------------------	-------------------	-------------------	-------------------	-------------------	-------------------	-------------------	-------------------	-------------------	-------------------	-------------------	-------------------	-------------------	-------------------	-------------------	-------------------	-------------------	-------------------	-------------------	-------------------	-------------------	-------------------	-------------------	-------------------	-------------------	-------------------	-------------------	-------------------	-------------------	-------------------	-------------------	-------------------	-------------------	-------------------	-------------------	-------------------	-------------------	-------------------	-------------------	-------------------	-------------------	-------------------	-------------------	-------------------	-------------------	-------------------	-------------------	-------------------	--------------------	-------------------	-------------------	-------------------	-------------------	------------------	-------------------	-------------------	-------------------	-------------------	-------------------	-------------------	-------------------	-------------------	-------------------	-------------------	-------------------	-------------------	-------------------	-------------------	-------------------	-------------------	-------------------	-------------------	-------------------	-------------------	-------------------	-------------------	-------------------	-------------------	-------------------	-------------------	-------------------	-------------------	-------------------	-------------------	-------------------	-------------------	-------------------	-------------------	-------------------	-------------------	-------------------	-------------------	-------------------	-------------------	-------------------	-------------------	------------------------------	-------------------	-------------------	-------------------	-------------------	-------------------	------------------------------	-------------------	-------------------	-------------------	-------------------	-------------------	------------------------------	-------------------	---------------------------	-------------------	-------------------	-----------------------	-------------------	--------------------------------	-------------------	-------------------	-------------------	-------------------	----------------------	--------------------	-------------------	----------------------------	-------------------	-------------------	-------------------	-------------------------	--------------------	--------------------	-------------------	--------------------	-------------------	-------------------	-------------------	-------------------	-------------------	-------------------	-------------------	-------------------	-------------------	-------------------	-------------------	-------------------	-------------------	-------------------	-------------------	-------------------	-------------------	-------------------	-------------------	-------------------	-------------------	-------------------	-------------------	-------------------	-------------------	-------------------	-------------------	-------------------	--------------------	-------------------	-------------------	-------------------	-------------------	-------------------	-------------------	--------------------	-------------------	-------------------	-------------------	-------------------	-------------------	-------------------	-------------------	-------------------	-------------------	-------------------	-------------------	-------------------	-------------------	-------------------	-------------------	-------------------	-------------------	-------------------	-------------------	-------------------	-------------------	-------------------	-------------------	-------------------	-------------------	-------------------	-------------------	-------------------	-------------------	-------------------	-------------------	-------------------	-------------------	-------------------	-------------------	-------------------	-------------------	-------------------	-------------------	-------------------	-------------------	-------------------	-------------------	-------------------	-------------------	-------------------	-------------------









# SERIES RESULTS

## Game-by-Game Results Against Each Opponent

1931-32	W 45-32 A	<b>Hardin-Simmons (1-0)</b>	2005-06	W 53-45 H	1955-56	W 81-73 H	1989-90	W 77-63 N
1932-33	L 27-45 A	1958-59	W 80-52 H	<b>Indiana State (1-2)</b>	1956-57	L 55-76 A	1989-90	W 92-85 H
1933-34	W 38-27 H	<b>Harvard (2-0)</b>		1981-82	W 72-66 H	L 83-91 H	1990-91	L 73-100 A
1933-34	W 24-22 H	1993-94	W 74-58 H	1984-85	L 77-88 A	L 78-80 A	1990-91	L 50-58 A
	W 38-30 A	2011-12	W 79-70 N	2011-12	L 55-61 H	L 81-86 H		W 98-87 H
1934-35	W 33-32 A	<b>Hawaii (2-0)</b>		<b>Iona (2-0)</b>		L 61-65 A	1991-92	L 71-84 H
	W 53-25 H	1987-88	W 91-62 H	1980-81	W 92-56 N	W 75-66 H		L 56-80 A
1935-36	W 43-22 H	1990-91	W 74-70 N	2007-08	W 97-73 H	L 71-83 A		L 57-76 N
	W 42-40 A	<b>Hendrix (1-0)</b>		<b>Iowa State (4-4)</b>		L 59-76 H	1992-93	W 101-86 H
	L 37-42 N	1922-23	W 26-14 A	1935-36	L 28-38 H	L 60-68 A		L 67-82 A
1936-37	L 27-39 A	<b>High Point (2-0)</b>		1955-56	L 76-87 A	W 64-62 H	1993-94	L 82-107 A
	L 30-40 H	2002-03	W 81-75 H	1975-76	W 105-80 A	L 59-60 A		L 69-77 H
1937-38	L 25-59 A	2016-17	W 90-63 H	1976-77	W 69-68 H	L 67-88 N	1994-95	L 68-81 A
	L 35-40 H	<b>Hofstra (1-0)</b>		1980-81	W 97-87 H	L 80-87 A		L 60-71 H
	L 18-50 N	1999-00	W 74-46 H	1983-34	L 72-73 A	L 82-106 H	1995-96	L 81-120 H
1938-39	L 24-30 A	<b>Holy Cross (2-1)</b>		1985-86	L 79-80 H	W 69-67 A		L 63-101 A
	W 49-42 H	1950-51	L 62-64 A	2016-17	W 84-78 H	W 85-83 H	1996-97	L 46-58 A
1939-40	L 43-49 A	1975-76	W 106-91 H	<b>Jacksonville (1-1)</b>		L 73-104 A		L 79-82 H
	L 39-57 A	1991-92	W 76-72 H	1974-75	L 104-107 N	W 97-79 A	1997-98	L 71-62 A
1940-41	L 48-55 A	<b>Houston (1-1)</b>		1986-87	W 74-72 H	W 91-90 H		L 63-61 H
	W 54-41 H	1986-87	L 72-73 N	<b>Jacksonville State (1-0)</b>		L 90-105 H	1998-99	L 57-73 H
1941-42	W 39-32 A	2001-02	W 59-50 H	2005-06	W 67-46 H	L 91-89 A		L 63-88 A
	L 27-35 H	<b>Howard (2-1)</b>		<b>James Madison (1-0)</b>		W 110-94 H	1999-00	L 52-72 A
1942-43	L 29-43 A	1901-02	L 23-33 A	2000-01	W 84-70 H	L 78-94 H		L 73-81 H
	W 52-28 H		W 29-19 A	<b>Kansas (2-3)</b>		L 80-85 A	2000-01	L 75-86 A
1943-44	L 51-63 N	1902-03	W 25-11 A	1972-73	W 72-64 A	L 89-103 A		L 74-79 H
1950-51	W 65-47 H	<b>Illinois (3-6)</b>		1973-74	W 83-72 H	W 101-99 H	2001-02	L 59-67 A
	W 69-67 A	1970-71	L 79-96 A	1987-88	L 64-77 N	L 89-103 A		W 86-73 H
1951-52	W 92-67 H	1971-72	W 95-92 H	1997-98	L 82-89 N	W 89-81 H	2002-03	L 52-74 H
	W 83-58 A	1982-83	W 58-47 N	2015-16	L 63-70 N	L 86-90 A		L 44-106 A
1952-53	W 72-60 H		L 77-79 A	<b>Kansas State (4-5)</b>		L 92-102 A		L 63-81 N
	L 79-85 A	1983-84	L 55-69 H	1968-69	W 92-80 H	L 90-119 H	2003-04	L 63-75 A
1953-54	W 65-55 A	1992-93	L 77-93 N	1969-70	L 78-91 A	L 80-106 A		W 66-60 H
	W 84-65 H	1992-93	W 85-68 N	1970-71	L 74-72 H	L 80-85 H	2004-05	L 54-69 A
1954-55	W 71-69 A	2008-09	L 63-69 H	1976-77	L 66-89 A	W 76-75 H		L 70-84 H
	W 83-63 H	2009-10	L 68-79 A	1977-78	L 55-69 H	W 83-76 A	2005-06	W 57-52 A
1955-56	W 72-59 A	<b>Illinois-Chicago (0-1)</b>		1977-78	L 79-72 H	W 82-65 A		W 84-81 H
	W 67-64 H	2008-09	L 55-74 H	1988-89	L 62-71 A	W 71-69 H	2006-07	W 72-67 A
1956-57	W 81-73 A	<b>Illinois State (1-0)</b>		1989-90	W 91-81 H	L 90-91 H		W 67-65 H
	W 93-74 H	1993-94	W 92-75 H	1993-94	W 82-76 N	L 84-109 A	2007-08	L 73-79 A
1957-58	L 60-81 A	<b>Indiana (3-6)</b>		<b>Kentucky (47-143)</b>		W 69-65 H		W 93-52 H
	W 60-59 H	1934-35	L 30-39 A	1911-12	L 17-28 A	L 62-64 H	2008-09	L 60-70 A
1958-59	L 61-80 A	1935-36	L 18-56 A	1947-48	L 18-22 A	W 82-65 A		W 77-64 H
	L 67-71 H	1986-87	W 79-75 H		L 51-82 H	L 73-113 A	2009-10	L 72-85 A
1959-60	L 66-74 A	1987-88	L 61-63 A	1948-49	L 50-72 H	L 59-72 A		L 56-58 H
	W 62-57 H	1990-91	L 73-84 H		L 37-70 A	L 68-78 H	2010-11	W 81-77 H
1960-61	W 69-56 A	1991-92	L 51-88 A	1949-50	L 54-58 H	W 68-58 H		L 66-68 A
	W 79-59 H	2002-03	L 56-73 A		L 66-70 A	L 70-96 A	2011-12	L 63-69 H
1961-62	L 66-71 A	2003-04	W 73-60 H	1950-51	L 49-74 H	L 90-106 A		L 74-83 A
	W 88-74 H	2004-05	W 67-60 A		L 57-89 A	L 73-91 H		W 71-64 N
1962-63	L 62-67 A	<b>IUPUI (2-0)</b>		1951-52	W 61-57 N	L 64-78 H	2012-13	L 58-60 H
	W 75-74 H	2003-04	W 86-68 H		L 51-88 H	L 48-80 A		L 70-74 A
1963-64	L 71-75 A			1953-54	L 45-75 A	W 60-55 N		W 64-48 N
	W 103-89 H				L 63-85 H	L 58-67 A	2013-14	L 62-71 H
1993-94	L 77-86 N			1954-55	L 64-100 A	L 69-73 H	2014-15	L 57-65 A
2005-06	L 67-76 A				L 71-75 H	L 77-82 H	2015-16	L 57-76 A
2006-07	W 73-64 H				L 59-71 A	L 63-82 A		W 74-62 H
2007-08	W 92-79 H					L 46-67 A	2016-17	L 81-87 H
2008-09	L 51-63 A					L 54-58 H		L 67-73 A
2013-14	W 76-63 H					L 58-75 A		
2014-15	L 60-65 A					L 62-68 H	<b>Lafayette (1-0)</b>	
						L 71-80 H	2011-12	W 89-58 H
						L 65-73 A	<b>LaSalle (2-0)</b>	
<b>Grambling State (1-0)</b>						L 65-71 H	1966-67	W 100-95 N
2010-11	W 92-59 H					L 54-65 A	2014-15	W 68-55 N
<b>Hampton (1-0)</b>						L 74-81 A		
2001-02	W 100-85 N					W 83-66 H	<b>Lehigh (2-0)</b>	
						L 61-70 A	1987-88	W 102-91 H
						W 81-51 H		







# SERIES RESULTS

## Game-by-Game Results Against Each Opponent

**UNC-Wilmington (1-0)**  
1991-92 W 90-71 H

**Northeastern (1-0)**  
2013-14 W 79-49 H

**Northwestern (4-1)**  
1965-66 W 59-58 A  
1966-67 W 116-92 H  
1989-90 W 81-80 H  
1991-92 L 81-83 A  
1992-93 W 86-66 H

**Notre Dame (4-5)**  
1973-74 L 88-118 N  
1986-87 W 60-56 H  
1987-88 W 75-66 A  
1988-89 L 65-81 N  
1998-99 W 68-63 H  
1999-00 W 87-85 A  
2000-01 L 74-77 H  
2002-03 L 63-76 A  
2005-06 L 69-79 A

**Ohio (1-0)**  
1987-88 W 93-77 H

**Ohio State (4-3)**  
1922-23 L 20-27 A  
1931-32 W 28-27 A  
1932-33 L 26-45 A  
1955-56 W 76-67 A  
1988-89 L 82-97 N  
1997-98 W 64-54 A  
1998-99 W 92-86 H

**Oklahoma (2-0)**  
1955-56 W 78-69 H  
1993-94 W 77-67 N

**Oklahoma State (1-1)**  
1949-50 L 61-62 N  
1964-65 W 60-58 H

**Oregon (5-3)**  
1967-68 W 70-59 H  
1992-93 W 83-81 N  
1997-98 W 69-58 H  
1998-99 L 70-90 A  
2004-05 L 65-75 N  
2005-06 W 76-75 H  
2011-12 W 78-64 H  
2012-13 L 48-74 A

**Oregon State (1-0)**  
2011-12 W 64-62 N

**Pennsylvania (3-1)**  
1962-63 L 70-74 A  
1985-86 W 89-76 H  
1986-87 W 71-70 A  
2014-15 W 79-50 H

**Penn State (2-1)**  
1989-90 W 75-62 N  
1993-94 W 83-60 H

1994-95 L 73-95 A

**Pittsburg (Kan.) (0-1)**  
1923-24 L 32-33 A

**Pittsburgh (1-1)**  
1935-36 L 32-57 A  
1987-88 W 80-74 N

**Portland (2-0)**  
1966-67 W 98-63 H  
1969-70 W 124-73 H

**Presbyterian (1-0)**  
2010-11 W 88-47 H

**Princeton (4-0)**  
1959-60 W 72-54 H  
1984-85 W 68-47 H  
1985-86 W 49-44 A  
1993-94 W 61-43 N

**Providence (1-1)**  
1998-99 W 72-66 N  
2013-14 L 60-67 N

**PR-Mayaguez (1-0)**  
2006-07 W 102-59 N

**Purdue (2-2)**  
1929-30 L 22-43 A  
1965-66 W 94-72 H  
2014-15 W 81-71 H  
2015-16 L 55-68 A

**Rhode Island (0-2)**  
1991-92 L 63-68 H  
1998-99 L 69-82 N

**Rice (15-3)**  
1951-52 W 65-56 H  
1953-54 L 60-79 H  
1959-60 W 82-72 A  
1960-61 W 70-44 H  
1961-62 L 64-71 A  
1962-63 W 80-68 H  
1963-64 W 82-68 A  
1964-65 W 78-49 H  
1968-69 W 85-77 H  
1971-72 W 105-87 H  
1973-74 W 89-80 N  
1977-78 W 87-69 A  
1978-79 W 88-59 H  
1979-80 W 94-75 H  
1990-91 W 75-68 H  
1995-96 L 77-78 H  
2006-07 W 74-69 A  
2007-08 W 76-58 H

**Richmond (2-1)**  
1977-78 W 101-68 H  
1978-79 W 70-59 A  
2010-11 L 66-69 N

**Rutgers (0-1)**  
1977-78 L 65-68 N

**Saint Francis (1-0)**  
2008-09 W 84-55 H

**Saint Louis (6-4)**  
1925-26 L 22-35 A  
1926-27 W 40-21 A  
1929-30 L 16-46 A  
1969-70 W 76-66 H  
1982-83 W 88-67 H  
1989-90 W 74-72 N  
1996-97 W 81-61 H  
1997-98 L 74-78 A  
2013-14 L 49-57 H  
2014-15 W 70-55 A

**Saint Mary's (3-0)**  
2009-10 W 72-70 A  
2010-11 W 89-70 H  
2014-15 W 75-64 A

**Samford (4-0)**  
1973-74 W 69-65 H  
1981-82 W 98-63 H  
1989-90 W 100-76 H  
1994-95 W 75-51 H

**San Francisco St. (1-0)**  
1978-79 W 82-52 H

**Santa Clara (1-0)**  
2016-17 W 76-66 N

**Seton Hall (1-0)**  
1967-68 W 85-67 H

**Sewanee (46-4)**  
1908-09 W 28-19 H  
1909-10 W 61-10 H  
1910-11 W 54-5 H  
1912-13 W 41-13 H  
1926-27 W 53-18 H  
W 31-18 A  
1927-28 W 33-26 A  
1928-29 W 45-31 A  
W 29-23 A  
1929-30 L 15-36 A  
L 35-40 A  
1930-31 W 35-17 A  
W 52-32 A  
1931-32 W 30-22 A  
W 32-21 H  
1932-33 W 25-19 H  
W 41-25 A  
1933-34 W 60-28 A  
W 40-27 H  
1934-35 W 47-20 A  
W 62-32 H  
1935-36 W 45-27 H  
W 40-16 A  
1936-37 W 46-26 A  
W 43-38 H  
1937-38 L 28-32 H  
W 41-35 A  
1938-39 W 37-30 A  
W 70-42 H  
1939-40 W 52-39 H  
W 31-28 A

1940-41 W 42-28 A  
W 46-24 H  
1941-42 W 50-34 H  
W 50-20 A  
1944-45 W 51-46 H  
L 38-51 A  
1946-47 W 51-30 H  
W 60-37 A  
1950-51 W 63-44 H  
1951-52 W 86-63 A  
1953-54 W 76-59 H  
1954-55 W 88-48 H  
1955-56 W 84-45 H  
1956-57 W 87-45 H  
1957-58 W 91-53 H  
1958-59 W 71-42 H  
1959-60 W 87-68 H  
1960-61 W 80-57 H  
1961-62 W 76-43 H

**Siena (0-1)**  
2007-08 L 83-62 N

**South Alabama (1-0)**  
2007-08 W 91-88 H

**South Carolina (30-26)**  
1926-27 W 31-25 N  
1932-33 W 31-29 A  
1959-60 W 85-73 H  
1963-64 W 106-78 H  
1982-83 L 71-85 A  
1983-84 W 69-63 H  
1986-87 L 91-96 N  
1991-92 W 79-75 H  
L 68-77 A  
1992-93 W 76-72 H  
W 77-73 A  
1993-94 W 97-83 H  
W 96-91 A  
1994-95 L 74-76 H  
W 91-83 A  
1995-96 L 83-87 A  
W 107-97 H  
L 70-80 N  
1996-97 L 64-65 H  
L 53-74 A  
1997-98 L 70-71 A  
L 61-65 H  
1998-99 W 77-66 H  
L 57-69 A  
1999-00 L 71-72 H  
W 61-60 A  
2000-01 L 65-70 H  
L 49-57 A  
2001-02 L 43-66 H  
W 60-51 A  
2002-03 L 72-84 H  
L 64-76 A  
2003-04 L 55-57 H  
L 75-82 A  
2004-05 L 63-68 A  
W 76-65 H  
2005-06 L 64-66 H  
W 57-56 A  
2006-07 W 78-68 H  
W 99-90 A  
2007-08 W 80-73 H  
W 66-65 A

2008-09 L 76-86 A  
W 96-83 H  
2009-10 W 89-79 A  
L 73-77 H  
2010-11 L 75-83 A  
W 78-60 H  
2011-12 W 67-57 A  
W 59-48 H  
2012-13 W 58-51 A  
W 74-64 H  
2013-14 L 59-65 A  
2014-15 W 65-50 H  
2015-16 L 65-69 A  
2016-17 W 71-62 H

**So. Carolina St. (1-0)**  
2000-01 W 65-60 H

**South Dakota St. (1-0)**  
2014-15 W 92-77 H

**South Florida (2-1)**  
1983-84 W 58-44 H  
1985-86 L 65-66 N  
2008-09 W 71-52 N

**SE Missouri St. (1-0)**  
2001-02 W 76-71 H

**Southeastern La. (2-0)**  
2002-03 W 80-58 H  
2010-11 W 85-52 H

**Southern Cal. (1-4)**  
1965-66 L 72-74 H  
1968-69 W 85-75 H  
1969-70 L 89-108 A  
1974-75 L 93-98 N  
1975-76 L 72-77 H

**Southern Illinois (1-1)**  
1974-75 W 79-72 H  
2004-05 L 53-67 N

**Southern (Ky.) (1-0)**  
1907-08 W 28-15 A

**SMU (14-6)**  
1953-54 W 72-65 H  
1957-58 L 58-72 A  
1958-59 L 72-80 A  
1959-60 L 67-86 A  
1960-61 W 76-64 H  
1961-62 L 73-91 A  
1962-63 W 69-62 H  
1963-64 W 79-60 A  
1964-65 W 99-67 H  
1966-67 W 89-76 H  
1967-68 W 88-84 A  
1968-69 W 97-94 H  
1969-70 W 104-99 H  
1971-72 L 79-81 A  
1978-79 L 64-68 A  
1979-80 W 88-77 H  
1989-90 W 65-60 A  
1990-91 W 68-65 H  
1991-92 W 67-55 A





# SERIES RESULTS

## Game-by-Game Results Against Each Opponent

### UTPA (1-0)

2004-05 W 90-54 H

### Texas Tech (6-2)

1951-52 W 55-49 H  
1953-54 W 75-71 H  
1960-61 W 80-78 A  
1961-62 L 64-71 H  
1964-65 W 83-73 H  
1973-74 W 84-82 A  
1974-75 W 95-86 H  
1979-80 L 86-89 H

### Texas Wesleyan (1-0)

1979-80 W 110-85 H

### Toledo (4-0)

1970-71 W 92-76 N  
2004-05 W 73-57 H  
2006-07 W 98-93 W  
2007-08 W 77-70 A

### Transylvania (1-0)

1917-18 W 21-12 A

### Trevecca (1-0)

2014-15 W 83-56 H

### Tulane (23-11)

1920-21 W 32-13 H  
1924-25 L 25-32 A  
1925-26 L 20-21 A  
1932-33 W 35-21 H  
W 39-22 H  
W 28-25 N  
1933-34 L 15-19 A  
W 23-21 A  
1934-35 W 50-34 H  
1935-36 W 44-31 H  
1947-48 L 56-64 N  
L 44-63 A  
L 53-67 N  
1948-49 W 56-54 H  
1950-51 L 55-90 A  
1951-52 W 84-63 H  
1952-53 L 53-76 A  
1953-54 L 63-71 H  
1954-55 L 58-62 A  
1955-56 W 74-67 H  
1956-57 W 71-53 A  
1957-58 W 80-65 H  
1958-59 W 64-62 A  
1959-60 W 68-64 H  
1960-61 W 63-60 A  
1961-62 W 77-65 H  
1962-63 W 80-69 A  
1963-64 W 96-64 H  
1964-65 W 85-67 A  
W 85-62 H  
1965-66 W 91-69 H  
W 97-72 A  
2001-02 L 77-87 A  
2002-03 W 66-46 H

### Tulsa (1-0)

1950-51 W 56-49 N

### Union (2-0)

1911-12 W 95-24 A  
1913-14 W 54-20 A

### Utah State (2-0)

1987-88 W 80-77 N  
2007-08 W 77-56 N

### Valparaiso (2-0)

1996-97 W 74-66 H  
2007-08 W 87-78 H

### Vermont (2-0)

1973-74 W 91-56 H  
1984-85 W 73-55 H

### Villanova (0-2)

1993-94 L 73-80 N  
2012-13 L 52-62 H

### Virginia (5-1)

1952-53 W 90-83 H  
1958-59 W 75-64 H  
1989-90 W 68-64 H  
1990-91 L 56-70 A  
1994-95 W 70-65 H  
1995-96 W 61-48 A

### VCU (2-0)

1986-87 W 75-67 N  
2008-09 W 71-66 N

### VMI (3-0)

1957-58 W 105-74 H  
1963-64 W 87-71 H  
1990-91 W 79-60 H

### Virginia Tech (2-5)

1922-23 L 23-26 N  
1961-62 L 78-79 N  
1962-63 W 80-72 H  
1964-65 L 64-69 A  
1974-75 W 75-72 H  
1975-76 L 85-99 A  
1977-78 L 75-76 H

### Virginia Union (1-0)

1978-79 W 75-63 N

### Wabash (0-3)

1907-08 L 7-27 H  
1922-23 L 21-32 A  
1924-25 L 14-15 A

### Wake Forest (6-4)

1965-66 W 102-82 H  
1966-67 W 88-82 A  
1982-83 L 68-75 H  
1993-94 W 91-83 H  
1994-95 L 51-63 A  
1997-98 W 72-68 A  
1999-00 L 68-83 H  
2006-07 L 78-88 A  
2007-08 W 83-80 H  
2015-16 W 86-64 N

### Washington (Mo.) (1-1)

1948-49 W 47-43 A  
1949-50 L 53-55 H

### Wash. & Lee (2-1)

1916-17 L 8-26 A  
1926-27 W 44-32 N  
1954-55 W 104-88 H

### Washington State (1-0)

2006-07 W 78-74 N

### West Virginia (0-1)

2010-11 L 71-74 N

### Western Carolina (3-0)

1982-83 W 81-66 H  
2000-01 W 85-63 H  
2014-15 W 99-79 H

### Western Ky. (14-11)

1925-26 L 29-34 A  
1926-27 W 40-20 A  
L 25-26 H  
1929-30 W 32-18 A  
1936-37 L 27-40 A  
L 15-35 H  
1937-38 L 25-39 H  
L 18-38 A  
1938-39 L 31-51 A  
W 53-49 H  
1939-40 L 25-36 H  
1945-46 L 32-45 H  
L 29-42 A  
1962-63 W 71-69 H  
1963-64 W 82-60 A  
1964-65 W 94-79 H  
1965-66 W 72-69 H  
1966-67 W 76-70 A  
1972-73 W 103-88 H  
1980-81 W 78-76 N  
1999-00 W 101-77 H  
2000-01 W 70-66 A  
2001-02 W 80-75 H  
2009-10 L 69-76 N  
2010-11 W 82-62 H

### Western Mich. (2-0)

2003-04 W 71-58 N  
2015-16 W 86-61 H

### Wichita State (1-1)

2004-05 W 65-63 H  
2015-16 L 50-70 N

### William & Mary (5-0)

1954-55 W 86-61 H  
1955-56 W 89-80 H  
1956-57 W 80-65 H  
1999-00 W 81-60 H  
2012-13 W 64-50 H

### Wisconsin (0-1)

2011-12 L 57-60 N

### Wittenberg (1-2)

1922-23 L 14-28 A  
1931-32 L 24-39 A  
1965-66 W 87-59 H

### Wofford (5-0)

1995-96 W 97-59 H  
1999-00 W 92-61 H  
2000-01 W 75-53 H  
2003-04 W 90-59 H  
2015-16 W 80-56 H

### Wyoming (1-0)

1958-59 W 70-65 H

### Xavier (Ohio) (1-5)

1935-36 L 37-39 A  
1947-48 L 42-79 A  
L 42-62 H  
1996-97 L 68-80 N  
2011-12 L 70-82 H  
2012-13 W 66-64 A

### Yale (5-1)

1907-08 L 23-27 H  
1952-53 W 95-67 H  
1959-60 W 76-65 H  
1961-62 W 79-69 H  
1984-85 W 87-72 H  
2014-15 W 79-74 H



# VS. THE CONFERENCES

American Athletic	Record	Pct.
Central Florida	-	-
Cincinnati	1-6	.143
Connecticut	0-3	.000
East Carolina	1-0	1.000
Houston	1-1	.500
Memphis	8-6	.571
South Florida	2-1	.667
Southern Methodist	14-6	.700
Temple	1-2	.333
Tulane	23-11	.676
Tulsa	1-0	1.000
<b>Total</b>	<b>52-36</b>	<b>.590</b>

America East	Record	Pct.
Albany	-	-
Binghamton	-	-
Hartford	-	-
Maine	-	-
Maryland-Baltimore County	-	-
Mass.-Lowell	-	-
New Hampshire	1-0	1.000
Stony Brook	1-0	1.000
Vermont	2-0	1.000
<b>Total</b>	<b>4-0</b>	<b>1.000</b>

Atlantic Coast	Record	Pct.
Boston College	4-4	.500
Clemson	8-5	.615
Duke	5-10	.333
Florida State	3-1	.750
Georgia Tech	40-33	.548
Louisville	7-9	.438
Maryland	0-1	.000
Miami (Fl.)	-	-
North Carolina	4-6	.400
North Carolina State	3-1	.775
Pittsburgh	1-1	.500
Syracuse	1-1	.500
Virginia	5-1	.833
Virginia Tech	2-5	.286
Wake Forest	6-4	.600
<b>Total</b>	<b>89-82</b>	<b>.520</b>

Atlantic Sun	Record	Pct.
Florida Gulf Coast	-	-
Jacksonville	1-1	.500
Kennesaw State	-	-
Lipscomb	24-4	.857
New Jersey Inst. of Tech.	-	-
North Florida	-	-
Northern Kentucky	-	-
S.C.-Upstate	-	-
Stetson	1-0	1.000
<b>Total</b>	<b>26-5</b>	<b>.839</b>

Atlantic 10	Record	Pct.
Davidson	4-2	.667
Dayton	4-2	.667
Duquesne	-	-
Fordham	0-1	.000
George Mason	-	-
George Washington	2-0	1.000
La Salle	2-0	1.000
Massachusetts	2-0	1.000
Rhode Island	0-2	.000
Richmond	2-1	.667
Saint Louis	6-4	.600
St. Bonaventure	1-0	1.000
St. Joseph's (Pa.)	1-0	1.000
Virginia Commonwealth	2-0	1.000
<b>Total</b>	<b>26-12</b>	<b>.684</b>

Big East	Record	Pct.
Butler	0-6	.000
Creighton	0-3	.000
DePaul	3-0	1.000

Georgetown	1-3	.250
Marquette	3-4	.429
Notre Dame	4-5	.444
Providence	1-1	.500
St. John's (N.Y.)	2-5	.286
Seton Hall	1-0	1.000
Villanova	0-2	.000
Xavier (Ohio)	1-5	.167
<b>Total</b>	<b>16-34</b>	<b>.320</b>

Big Sky	Record	Pct.
Eastern Washington	-	-
Idaho	-	-
Idaho State	-	-
Montana	-	-
Montana State	-	-
North Dakota	-	-
Northern Arizona	-	-
Northern Colorado	-	-
Portland State	-	-
Sacramento State	-	-
Southern Utah	-	-
Weber State	-	-
<b>Total</b>	<b>0-0</b>	<b>.000</b>

Big South	Record	Pct.
Campbell	1-0	1.000
Charleston Southern	-	-
Coastal Carolina	-	-
Gardner-Webb	1-0	1.000
High Point	2-0	1.000
Liberty	1-0	1.000
Longwood	1-0	1.000
UNC-Asheville	3-0	1.000
Presbyterian	1-0	1.000
Radford	-	-
Winthrop	-	-
<b>Total</b>	<b>13-0</b>	<b>1.000</b>

Big Ten	Record	Pct.
Illinois	3-6	.333
Indiana	3-6	.333
Iowa	-	-
Michigan	2-6	.250
Michigan State	1-0	1.000
Minnesota	0-5	.000
Nebraska	5-2	.714
Northwestern	4-2	.667
Ohio State	4-3	.571
Penn State	2-1	.666
Purdue	2-1	.667
Rutgers	0-1	.000
Wisconsin	0-1	.000
<b>Total</b>	<b>26-34</b>	<b>.433</b>

Big 12	Record	Pct.
Baylor	8-3	.727
Iowa State	4-4	.500
Kansas	2-3	.400
Kansas State	4-5	.444
Oklahoma	2-0	1.000
Oklahoma State	1-1	.500
Texas	4-3	.571
TCU	4-1	.800
Texas Tech	6-2	.750
West Virginia	0-1	.000
<b>Total</b>	<b>35-23</b>	<b>.603</b>

Big West	Record	Pct.
Cal-State Fullerton	-	-
Cal-State Northridge	1-0	1.000
UC-Davis	-	-
UC-Irvine	-	-
UC-Santa Barbara	-	-
UC-Riverside	-	-
Cal-Poly SLO	1-0	1.000

Hawaii	2-0	1.000
Long Beach State	1-0	1.000
<b>Total</b>	<b>5-0</b>	<b>1.000</b>

Colonial	Record	Pct.
College of Charleston	2-0	1.000
Delaware	-	-
Drexel	-	-
Elon	1-0	1.000
Hofstra	1-0	1.000
James Madison	1-0	1.000
UNC-Wilmington	1-0	1.000
Northeastern	-	-
Towson	-	-
William & Mary	5-0	1.000
<b>Total</b>	<b>11-0</b>	<b>1.000</b>

Conference USA	Record	Pct.
Alabama-Birmingham	4-1	.800
Charlotte	0-1	.000
Florida Atlantic	-	-
Florida International	-	-
Louisiana Tech	1-1	.500
Marshall	1-0	1.000
Middle Tennessee State	29-6	.829
North Texas	-	-
Old Dominion	-	-
Rice	15-3	.833
Southern Mississippi	1-1	.500
Texas-San Antonio	-	-
UTEP	1-0	1.000
Western Kentucky	14-11	.560
<b>Total</b>	<b>66-24</b>	<b>.733</b>

Ivy League	Record	Pct.
Brown	-	-
Columbia	2-1	.666
Cornell	3-0	1.000
Dartmouth	2-2	.500
Harvard	2-0	1.000
Pennsylvania	3-1	.775
Princeton	4-0	1.000
Yale	5-1	.833
<b>Total</b>	<b>20-5</b>	<b>.800</b>

Metro Atlantic Athletic	Record	Pct.
Canisius	-	-
Fairfield	-	-
Iona	2-0	1.000
Manhattan	2-0	1.000
Monmouth	1-1	.500
Marist	0-1	.000
Niagra	-	-
Quinnipiac	-	-
Rider	-	-
St. Peter's	-	-
Siena	0-1	.000
<b>Total</b>	<b>5-3</b>	<b>.625</b>

Mid-American	Record	Pct.
Akron	-	-
Ball State	-	-
Bowling Green	2-0	1.000
Buffalo	-	-
Central Michigan	1-0	1.000
Eastern Michigan	-	-
Kent	-	-
Miami (Ohio)	4-1	.800
Northern Illinois	-	-
Ohio	1-0	1.000
Toledo	4-0	1.000
Western Michigan	2-0	1.000
<b>Total</b>	<b>14-1</b>	<b>.933</b>





# VS. THE CONFERENCES

<u>Mid-Eastern Athletic</u>	<u>Record</u>	<u>Pct.</u>
Bethune-Cookman	-	-
Coppin State	-	-
Delaware State	-	-
Florida A&M	1-0	1.000
Hampton	1-0	1.000
Howard	2-1	.667
Maryland-Eastern Shore	-	-
Morgan State	-	-
Norfolk State	2-0	1.000
North Carolina A&T State	2-0	1.000
North Carolina Central	-	-
Savannah State	-	-
South Carolina State	1-0	1.000
<b>Total</b>	<b>9-1</b>	<b>.900</b>

<u>Horizon League</u>	<u>Record</u>	<u>Pct.</u>
Cleveland State	1-1	.500
Detroit Mercy	1-0	1.000
Illinois-Chicago	0-1	.000
Oakland	-	-
Valparaiso	2-0	1.000
Wisconsin-Green Bay	-	-
Wisconsin-Milwaukee	-	-
Wright State	-	-
Youngstown State	-	-
<b>Total</b>	<b>4-2</b>	<b>.667</b>

<u>Missouri Valley</u>	<u>Record</u>	<u>Pct.</u>
Bradley	3-0	1.000
Drake	1-1	.500
Evansville	2-4	.333
Illinois State	1-0	1.000
Indiana State	1-2	.333
Loyola (Chicago)	0-3	.000
Missouri State	-	-
Northern Iowa	-	-
Southern Illinois	1-1	.500
Wichita State	1-1	.500
<b>Total</b>	<b>10-12</b>	<b>.455</b>

<u>Mountain West</u>	<u>Record</u>	<u>Pct.</u>
Air Force	2-0	1.000
Boise State	-	-
Colorado State	-	-
Fresno State	-	-
Nevada	-	-
Nevada-Las Vegas	-	-
New Mexico	3-0	1.000
San Diego State	-	-
San Jose State	-	-
Utah State	2-0	1.000
Wyoming	1-0	1.000
<b>Total</b>	<b>8-0</b>	<b>1.000</b>

<u>Northeast Conference</u>	<u>Record</u>	<u>Pct.</u>
Bryant	-	-
Central Connecticut State	-	-
Fairleigh Dickinson	-	-
Long Island	-	-
Mount State Mary's (Md.)	-	-
Robert Morris	-	-
Sacred Heart	-	-
St. Francis (N.Y.)	-	-
St. Francis (Pa.)	1-0	1.000
Wagner	-	-
<b>Total</b>	<b>1-0</b>	<b>1.000</b>

<u>Ohio Valley</u>	<u>Record</u>	<u>Pct.</u>
Austin Peay	15-1	.938
Belmont	5-0	1.000
Eastern Illinois	-	-
Eastern Kentucky	3-0	1.000
Jacksonville State	1-0	1.000
Morehead State	4-0	1.000
Murray State	3-2	.600
Southern Illinois-Edwardsville	-	-

Southeast Missouri State	1-0	1.000
Tennessee State	9-0	1.000
Tennessee Tech	14-5	.737
Tennessee-Martin	5-0	1.000
<b>Total</b>	<b>60-8</b>	<b>.882</b>

<u>Pacific 12</u>	<u>Record</u>	<u>Pct.</u>
Arizona	2-0	1.000
Arizona State	0-3	.000
California	-	-
Colorado	-	-
Oregon	5-3	.625
Oregon State	1-0	1.000
Southern California	1-4	.200
Stanford	0-3	.000
UCLA	1-0	1.000
Utah	-	-
Washington	-	-
Washington State	1-0	1.000
<b>Total</b>	<b>11-13</b>	<b>.458</b>

<u>Patriot League</u>	<u>Record</u>	<u>Pct.</u>
American	1-0	1.000
Army	3-0	1.000
Boston	-	-
Bucknell	1-1	.500
Colgate	1-0	1.000
Holy Cross	2-1	.666
Lafayette	1-0	1.000
Lehigh	2-0	1.000
Loyola (Md.)	-	-
Navy	2-2	.500
<b>Total</b>	<b>13-4</b>	<b>.765</b>

<u>Southeastern</u>	<u>Record</u>	<u>Pct.</u>
Alabama	68-68	.500
Arkansas	12-23	.313
Auburn	89-51	.636
Florida	70-63	.526
Georgia	91-51	.641
Kentucky	47-143	.247
Louisiana State	61-53	.535
Mississippi	75-45	.625
Mississippi State	78-48	.619
Missouri	6-5	.545
South Carolina	30-26	.536
Tennessee	74-117	.387
Texas A&M	8-2	.800
<b>Total</b>	<b>709-694</b>	<b>.505</b>

<u>Southern</u>	<u>Record</u>	<u>Pct.</u>
The Citadel	5-0	1.000
East Tennessee State	8-0	1.000
Furman	6-1	.857
Mercer	9-5	.643
UNC Greensboro	2-0	1.000
Samford	4-0	1.000
UT Chattanooga	14-3	.824
Virginia Military Institute	3-0	1.000
Western Carolina	3-0	1.000
Wofford	5-0	1.000
<b>Total</b>	<b>59-9</b>	<b>.868</b>

<u>Southland</u>	<u>Record</u>	<u>Pct.</u>
Abilene Christian	-	-
Central Arkansas	1-0	1.000
Houston Baptist	-	-
Incarnate Word	-	-
Lamar	-	-
McNeese State	-	-
New Orleans	3-0	1.000
Nicholls State	1-0	1.000
Northwestern State (La.)	-	-
Sam Houston State	-	-
Southeastern Louisiana	2-0	1.000
Stephen F. Austin	-	-

Texas A&M-Corpus Christi	-	-
<b>Total</b>	<b>7-0</b>	<b>1.000</b>

<u>Southwestern Athletic</u>	<u>Record</u>	<u>Pct.</u>
Alabama A&M	6-0	1.000
Alabama State	-	-
Alcorn State	-	-
Arkansas-Pine Bluff	-	-
Grambling State	1-0	1.000
Jackson State	-	-
Mississippi Valley State	1-0	1.000
Prairie View A&M	-	-
Southern	-	-
Texas Southern	-	-
<b>Total</b>	<b>8-0</b>	<b>1.000</b>

<u>Summit League</u>	<u>Record</u>	<u>Pct.</u>
Denver	-	-
IPFW	-	-
IUPUI	2-0	1.000
Nebraska Omaha	-	-
North Dakota St.	-	-
Oral Roberts	-	-
South Dakota	-	-
South Dakota St.	1-0	1.000
Western Illinois	-	-
<b>Total</b>	<b>3-0</b>	<b>1.000</b>

<u>Sun Belt</u>	<u>Record</u>	<u>Pct.</u>
Appalachian State	3-1	.750
Arkansas-Little Rock	1-0	1.000
Arkansas State	3-0	1.000
Georgia Southern	1-0	1.000
Georgia State	1-0	1.000
Louisiana-Lafayette	1-0	1.000
Louisiana-Monroe	-	-
South Alabama	1-0	1.000
Texas-Arlington	-	-
Texas State-San Marcos	-	-
Troy	-	-
<b>Total</b>	<b>11-1</b>	<b>.917</b>

<u>West Coast</u>	<u>Record</u>	<u>Pct.</u>
Brigham Young	1-0	1.000
Gonzaga	-	-
Loyola Marymount	1-0	1.000
Pacific	-	-
Pepperdine	-	-
Portland	2-0	1.000
St. Mary's (Calif.)	3-0	1.000
San Diego	-	-
San Francisco	1-0	1.000
Santa Clara	1-0	1.000
<b>Total</b>	<b>9-0</b>	<b>1.000</b>

<u>Western Athletic</u>	<u>Record</u>	<u>Pct.</u>
Cal State Bakersfield	-	-
Chicago State	-	-
Grand Canyon	-	-
Missouri-Kansas City	-	-
New Mexico State	3-0	1.000
Seattle	-	-
Texas Pan-American	1-0	1.000
Utah Valley	-	-
<b>Total</b>	<b>4-0</b>	<b>1.000</b>



# SEC ONLY COMPOSITE SCHEDULE

## ALL TIMES EASTERN DECEMBER

<b>Saturday, December 30</b>		
*Texas A&M at Alabama	ESPN2	TBD
<b>*Vanderbilt at Florida</b>	<b>ESPN2</b>	<b>TBD</b>
*Tennessee at Arkansas	SEC Network	TBD
<b>Sunday, December 31</b>		
*Georgia at Kentucky	ESPN	6:00 p.m.
*South Carolina at Ole Miss	ESPN2	6:00 p.m.

## JANUARY

<b>Tuesday, January 2</b>		
*Auburn at Tennessee	ESPNU	7:00 p.m.
<b>*Alabama at Vanderbilt</b>	<b>SEC Network</b>	<b>7:00 p.m.</b>
*Florida at Texas A&M	ESPN	9:00 p.m.
*Arkansas at Mississippi State	SEC Network	9:00 p.m.

<b>Wednesday, January 3</b>		
*Ole Miss at Georgia	SEC Network	6:30 p.m.
*Kentucky at LSU	SEC Network	8:30 p.m.
*Missouri at South Carolina	ESPN2	9:00 p.m.

<b>Saturday, January 6</b>		
*Alabama at Georgia	SEC Network	12:00 p.m.
*Florida at Missouri	CBS	1:00 p.m.
*LSU at Texas A&M	SEC Network	2:15 p.m.
*Mississippi State at Ole Miss	SEC Network	4:30 p.m.
*Arkansas at Auburn	ESPNU	6:00 p.m.
<b>*Vanderbilt at South Carolina</b>	<b>SEC Network</b>	<b>6:45 p.m.</b>
*Kentucky at Tennessee	SEC Network	9:00 p.m.

<b>Tuesday, January 9</b>		
*Texas A&M at Kentucky	ESPN	7:00 p.m.
*South Carolina at Alabama	SEC Network	7:00 p.m.
<b>*Tennessee at Vanderbilt</b>	<b>SEC Network</b>	<b>9:00 p.m.</b>
*Ole Miss at Auburn	ESPNU	9:00 p.m.

<b>Wednesday, January 10</b>		
*Mississippi State at Florida	SEC Network	7:00 p.m.
*Georgia at Missouri	ESPN2	9:00 p.m.
*LSU at Arkansas	SEC Network	9:00 p.m.

<b>Saturday, January 13</b>		
*Florida at Ole Miss	CBS	1:00 p.m.
*South Carolina at Georgia	SEC Network	1:00 p.m.
*Auburn at Mississippi State	SEC Network	3:30 p.m.
<b>*Kentucky at Vanderbilt</b>	<b>ESPN</b>	<b>4:00 p.m.</b>
*Missouri at Arkansas	ESPN2	6:00 p.m.
*Texas A&M at Tennessee	SEC Network	6:00 p.m.
*Alabama at LSU	SEC Network	8:30 p.m.

<b>Tuesday, January 16</b>		
*Georgia at LSU	ESPNU	7:00 p.m.
<b>*Vanderbilt at Mississippi State</b>	<b>SEC Network</b>	<b>7:00 p.m.</b>
*Kentucky at South Carolina	ESPN	9:00 p.m.
*Ole Miss at Texas A&M	SEC Network	9:00 p.m.

<b>Wednesday, January 17</b>		
*Arkansas at Florida	ESPN2	7:00 p.m.
*Auburn at Alabama	SEC Network	7:00 p.m.
*Tennessee at Missouri	SEC Network	9:00 p.m.

<b>Saturday, January 20</b>		
<b>*LSU at Vanderbilt</b>	<b>SEC Network</b>	<b>1:00 p.m.</b>
*Ole Miss at Arkansas	SEC Network	3:30 p.m.
*Missouri at Texas A&M	ESPN/2	4:00 p.m.
*Florida at Kentucky	ESPN	8:15 p.m.
*Georgia at Auburn	SEC Network	6:00 p.m.
*Tennessee at South Carolina	ESPN2	6:00 p.m.
*Mississippi State at Alabama	SEC Network	8:30 p.m.

<b>Tuesday, January 23</b>		
*Arkansas at Georgia	SEC Network	6:30 p.m.
<b>*Vanderbilt at Tennessee</b>	<b>ESPNU</b>	<b>7:00 p.m.</b>
*Alabama at Ole Miss	SEC Network	8:30 p.m.
*Texas A&M at LSU	ESPNU	9:00 p.m.

*Mississippi State at Kentucky	ESPN	9:00 p.m.
<b>Wednesday, January 24</b>		
*South Carolina at Florida	SEC Network	7:00 p.m.
*Auburn at Missouri	SEC Network	9:00 p.m.

<b>Saturday, January 27</b>		
Baylor at Florida	ESPN	12:00 p.m.
Texas Tech at South Carolina	ESPN2	12:00 p.m.
Ole Miss at Texas	ESPN2	2:00 p.m.
Oklahoma at Alabama	ESPN	2:15 p.m.
Georgia at Kansas State	ESPNU	2:00 p.m.
Tennessee at Iowa State	ESPNU	4:00 p.m.
<b>TCU at Vanderbilt</b>	<b>ESPN2</b>	<b>4:00 p.m.</b>
Kentucky at West Virginia	ESPN	4:30/7 p.m.
Texas A&M at Kansas	ESPN	4:30/7 p.m.
Oklahoma State at Arkansas	ESPN2	6:00 p.m.
*LSU at Auburn	SEC Network	6:00 p.m.
*Missouri at Mississippi State	SEC Network	8:30 p.m.

<b>Tuesday, January 30</b>		
*Florida at Georgia	SEC Network	7:00 p.m.
*Auburn at Ole Miss	SEC Network	9:00 p.m.
<b>*Vanderbilt at Kentucky</b>	<b>ESPN</b>	<b>9:00 p.m.</b>
*Arkansas at Texas A&M	ESPNU	9:00 p.m.

<b>Wednesday, January 31</b>		
*LSU at Tennessee	SEC Network	6:30 p.m.
*Mississippi State at South Carolina	SEC Network	8:30 p.m.
*Missouri at Alabama	ESPN2	9:00 p.m.

## FEBRUARY

<b>Saturday, February 3</b>		
*Kentucky at Missouri	CBS	2:00 p.m.
*South Carolina at Texas A&M	ESPN/2	2:00 p.m.
*Arkansas at LSU	SEC Network	3:30 p.m.
*Alabama at Florida	ESPN/2	4:00 p.m.
*Georgia at Mississippi State	ESPNU	6:00 p.m.
*Ole Miss at Tennessee	SEC Network	6:00 p.m.
<b>*Vanderbilt at Auburn</b>	<b>SEC Network</b>	<b>8:30 p.m.</b>

<b>Tuesday, February 6</b>		
*Tennessee at Kentucky	ESPN	7:00 p.m.
*South Carolina at Arkansas	ESPN2	7:00 p.m.
*Alabama at Mississippi State	SEC Network	7:00 p.m.
*Missouri at Ole Miss	SEC Network	9:00 p.m.

<b>Wednesday, February 7</b>		
*LSU at Florida	SEC Network	6:30 p.m.
<b>*Georgia at Vanderbilt</b>	<b>SEC Network</b>	<b>8:30 p.m.</b>
*Texas A&M at Auburn	ESPN2	9:00 p.m.

<b>Saturday, February 10</b>		
*Florida at South Carolina	CBS	12:00 p.m.
*Mississippi State at Missouri	ESPN/2	2:00 p.m.
*Auburn at Georgia	SEC Network	3:30 p.m.
*Kentucky at Texas A&M	ESPN/2	4/6/8 p.m.
*Ole Miss at LSU	ESPNU	4:00 p.m.
*Tennessee at Alabama	SEC Network	6:00 p.m.
<b>*Vanderbilt at Arkansas</b>	<b>SEC Network</b>	<b>8:30 p.m.</b>

<b>Tuesday, February 13</b>		
*Texas A&M at Missouri	ESPN	7:00 p.m.
*Arkansas at Ole Miss	SEC Network	7:00 p.m.
*LSU at Alabama	SEC Network	9:00 p.m.
*South Carolina at Tennessee	ESPNU	9:00 p.m.

<b>Wednesday, February 14</b>		
<b>*Mississippi State at Vanderbilt</b>	<b>SEC Network</b>	<b>7:00 p.m.</b>
*Georgia at Florida	SEC Network	9:00 p.m.
*Kentucky at Auburn	ESPN2	9:00 p.m.

<b>Saturday, February 17</b>		
*Alabama at Kentucky	CBS	2:00 p.m.
*Missouri at LSU	ESPN/2	2:00 p.m.
*Auburn at South Carolina	SEC Network	3:30 p.m.
*Texas A&M at Arkansas	ESPN/2	4:00 p.m.
<b>*Florida at Vanderbilt</b>	<b>ESPN/2</b>	<b>4:00 p.m.</b>

*Tennessee at Georgia	SEC Network	6:00 p.m.
*Ole Miss at Mississippi State	SEC Network	8:30 p.m.

<b>Tuesday, February 20</b>		
*Mississippi State at Texas A&M	SEC Network	7:00 p.m.
<b>*Vanderbilt at LSU</b>	<b>SEC Network</b>	<b>9:00 p.m.</b>
*Kentucky at Arkansas	ESPN	9:00 p.m.
*Ole Miss at Missouri	ESPN2	9:00 p.m.

<b>Wednesday, February 21</b>		
*Georgia at South Carolina	SEC Network	6:30 p.m.
*Alabama at Auburn	SEC Network	8:30 p.m.
*Florida at Tennessee	ESPN2	9:00 p.m.

<b>Saturday, February 24</b>		
*Tennessee at Ole Miss	SEC Network	1:00 p.m.
*LSU at Georgia	ESPNU	2:00 p.m.
*South Carolina at Mississippi State	SEC Network	3:30 p.m.
<b>*Texas A&amp;M at Vanderbilt</b>	<b>ESPN/2</b>	<b>4:00 p.m.</b>
*Missouri at Kentucky	ESPN/2	6/8:00 p.m.
*Arkansas at Alabama	SEC Network	6:00 p.m.
*Auburn at Florida	SEC Network	8:30 p.m.

<b>Tuesday, February 27</b>		
*Florida at Alabama	ESPN/2	7:00 p.m.
<b>*Missouri at Vanderbilt</b>	<b>ESPN/2</b>	<b>7:00 p.m.</b>
*Tennessee at Mississippi State	SEC Network	7:00 p.m.
*Auburn at Arkansas	SEC Network	9:00 p.m.

<b>Wednesday, February 28</b>		
*LSU at South Carolina	SEC Network	6:30 p.m.
*Ole Miss at Kentucky	ESPN2	7:00 p.m.
*Texas A&M at Georgia	SEC Network	8:30 p.m.

## MARCH

<b>Saturday, March 3</b>		
*Kentucky at Florida	CBS	12:00 p.m.
*Mississippi State at LSU	SEC Network	1:00 p.m.
*Alabama at Texas A&M	ESPN/2	2:00 p.m.
*South Carolina at Auburn	SEC Network	3:30 p.m.
*Arkansas at Missouri	ESPN/2	6:00 p.m.
*Georgia at Tennessee	SEC Network	6:00 p.m.
<b>*Vanderbilt at Ole Miss</b>	<b>SEC Network</b>	<b>8:30 p.m.</b>

## 2018 SEC Basketball Tournament

<b>Wednesday, March 7</b>		
SEC Tournament Game 1	SEC Network	7:00 p.m.
SEC Tournament Game 2	SEC Network	9:00 p.m.

<b>Thursday, March 8</b>		
SEC Tournament Game 3	SEC Network	1:00 p.m.
SEC Tournament Game 4	SEC Network	3:00 p.m.
SEC Tournament Game 5	SEC Network	7:00 p.m.
SEC Tournament Game 6	SEC Network	9:00 p.m.

<b>Friday, March 9</b>		
SEC Tournament Game 7	ESPN	1:00 p.m.
SEC Tournament Game 8	ESPN	3:00 p.m.
SEC Tournament Game 9	SEC Network	7:00 p.m.
SEC Tournament Game 10	SEC Network	9:00 p.m.

<b>Saturday, March 10</b>		
SEC Tournament Game 11	ESPN	1:00 p.m.
SEC Tournament Game 12	ESPN	3:00 p.m.

<b>Sunday, March 11</b>		
Championship Game (Game 13)	ESPN	1:00 p.m.

**Game Times and Dates are subject to change.**

**All times Eastern**

**\*SEC Game**



## 2017-18 **VANDERBILT** COMMODORES MEN'S BASKETBALL

### **NOV.**

10	8:30 pm	<b>AUSTIN PEAY*</b>
13	6:30 pm	at Belmont
17	7:00 pm	<b>UNC ASHEVILLE*</b>
19	8:00 pm	<b>USC</b>
23	3:00 pm	Virginia*
24	TBA	Rhode Island/Seton Hall*
28	8:00 pm	<b>RADFORD</b>

### **DEC.**

3	1:30 pm	<b>KANSAS STATE</b>
6	7:00 pm	<b>MIDDLE TENNESSEE STATE</b>
17	1:00 pm	at Arizona State
20	6:00 pm	<b>HOUSTON BAPTIST</b>
22	6:00 pm	<b>ALCORN STATE</b>
30	TBA	at Florida

### **JAN.**

2	6:00 pm	<b>ALABAMA</b>
6	5:45 pm	at South Carolina
9	8:00 pm	<b>TENNESSEE</b>
13	3:00 pm	<b>KENTUCKY</b>
16	6:00 pm	at Mississippi State
20	12:00 pm	<b>LSU</b>
23	6:00 pm	at Tennessee
27	3:00 pm	<b>TCU<sup>^</sup></b>
30	8:00 pm	at Kentucky

### **FEB.**

3	7:30 pm	at Auburn
7	7:30 pm	<b>GEORGIA</b>
10	7:30 pm	at Arkansas
14	6:00 pm	<b>MISSISSIPPI STATE</b>
17	3:00 pm	<b>FLORIDA</b>
20	8:00 pm	at LSU
24	3:00 pm	<b>TEXAS A&amp;M</b>
27	6:00 pm	<b>MISSOURI</b>

### **MAR.**

3	7:30 pm	at Ole Miss
---	---------	-------------

\*NIT Season Tip-Off (Brooklyn, N.Y.)

<sup>^</sup>Big12/SEC Challenge

Home Games In **ALL CAPS**

All games can be heard live on





All games can be heard live on



#ANCHORDOWN

VU**COMMODORES**.COM

 @VANDYMBB